

FOR LEASE



1080 E Michigan Ave, Saline MI

9,500 SF of Mixed-Use Space Available



Mike Howard
419.290.0561
mike.howard@colliers.com

Colliers

Colliers Detroit
400 W 4th Street, Suite 350
Royal Oak, MI 48067
colliers.com/detroit





FOR LEASE

9,500 SF of Mixed-Use Space Available

PROPERTY HIGHLIGHTS

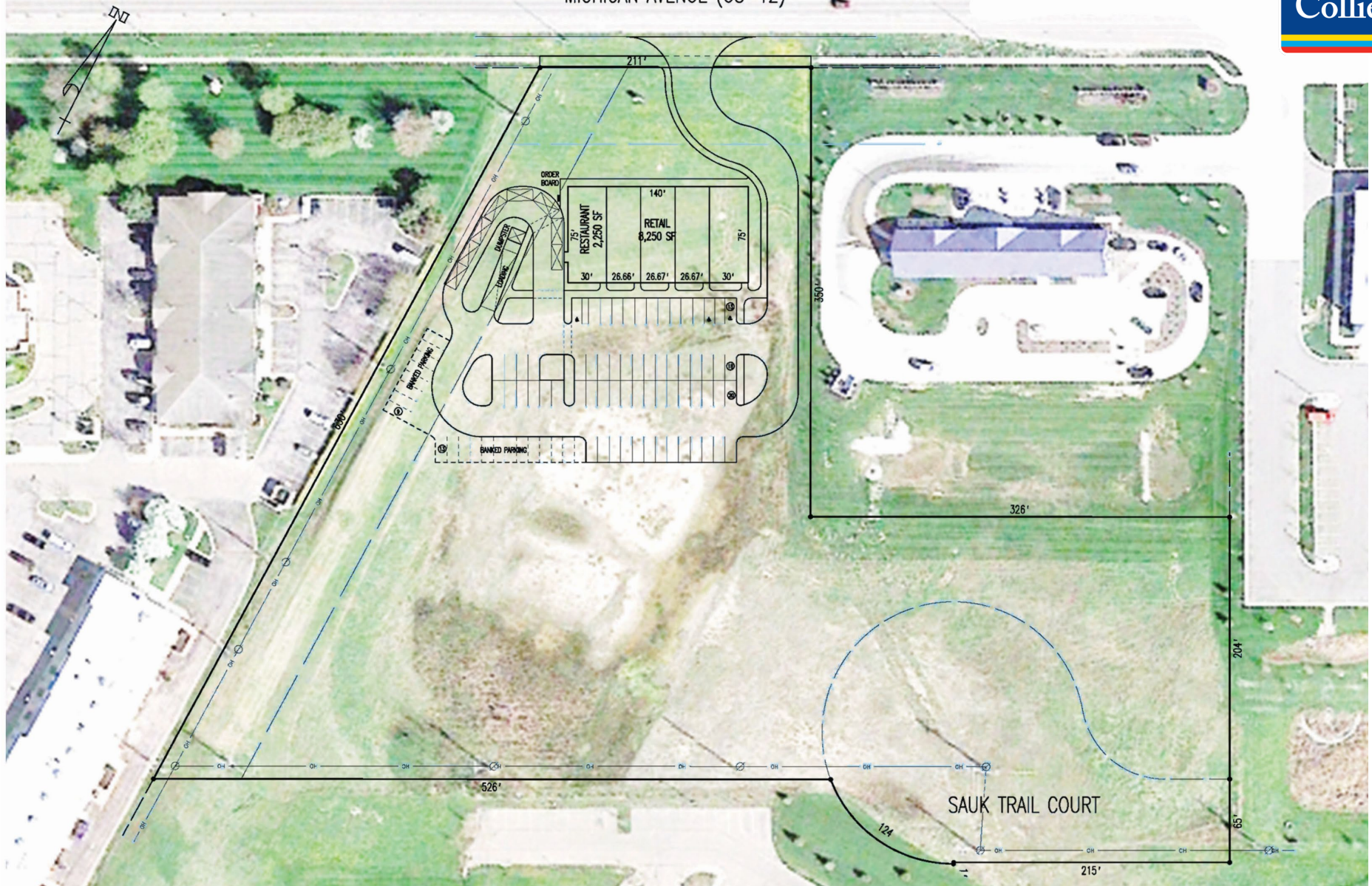
- New Retail Development in the Prime Retail US-12 / Michigan Avenue Corridor
- Retail Component of a New Mixed-Use Development
- Excellent Visibility
- Traffic Counts Exceeding 18,000 VPD
- Monument And Building Signage Available



SCALE 1" = 40'

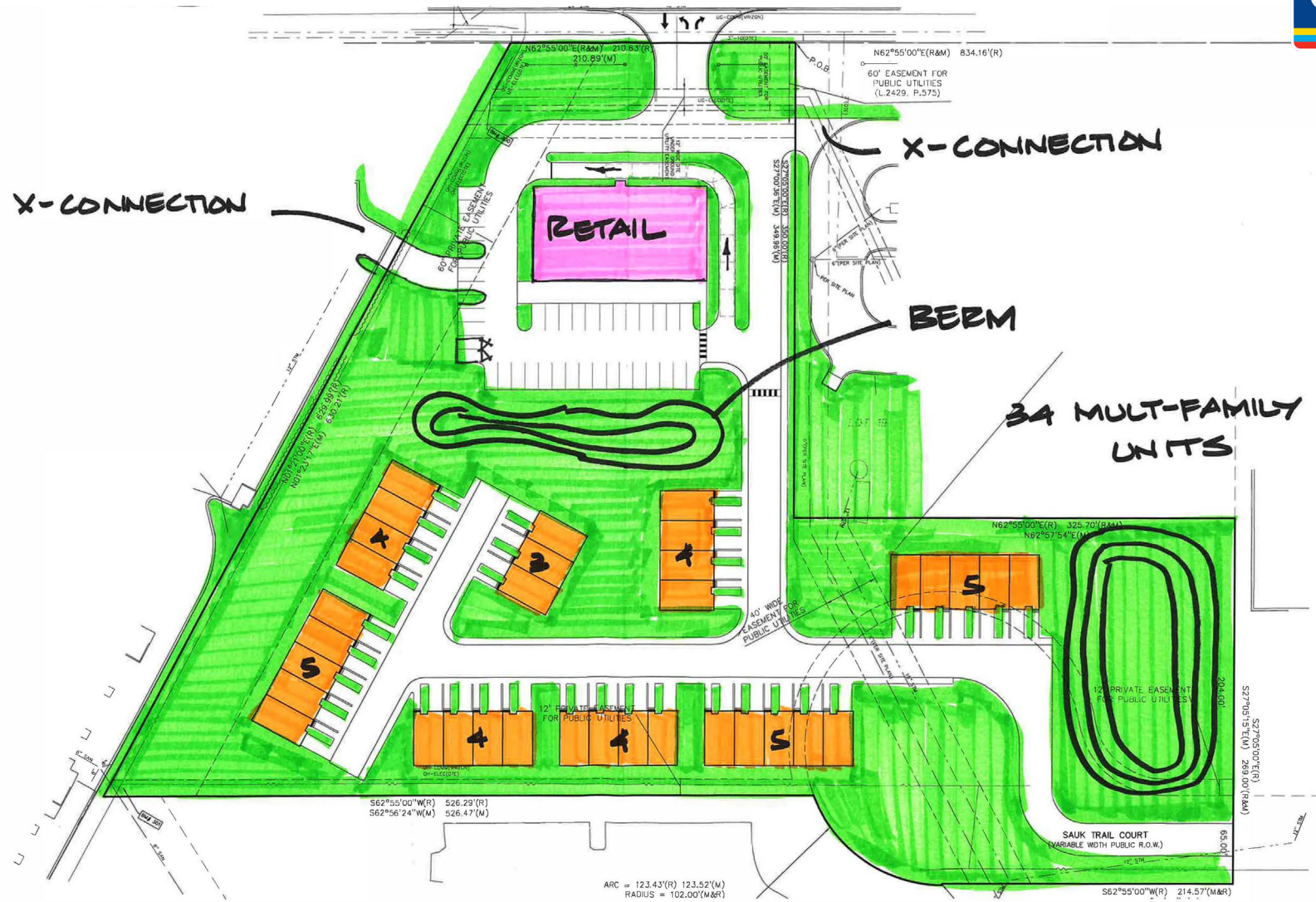
MICHIGAN AVENUE (US-12)

Colliers



CONCEPT PLAN

9,500 SF of Mixed-Use Space Available



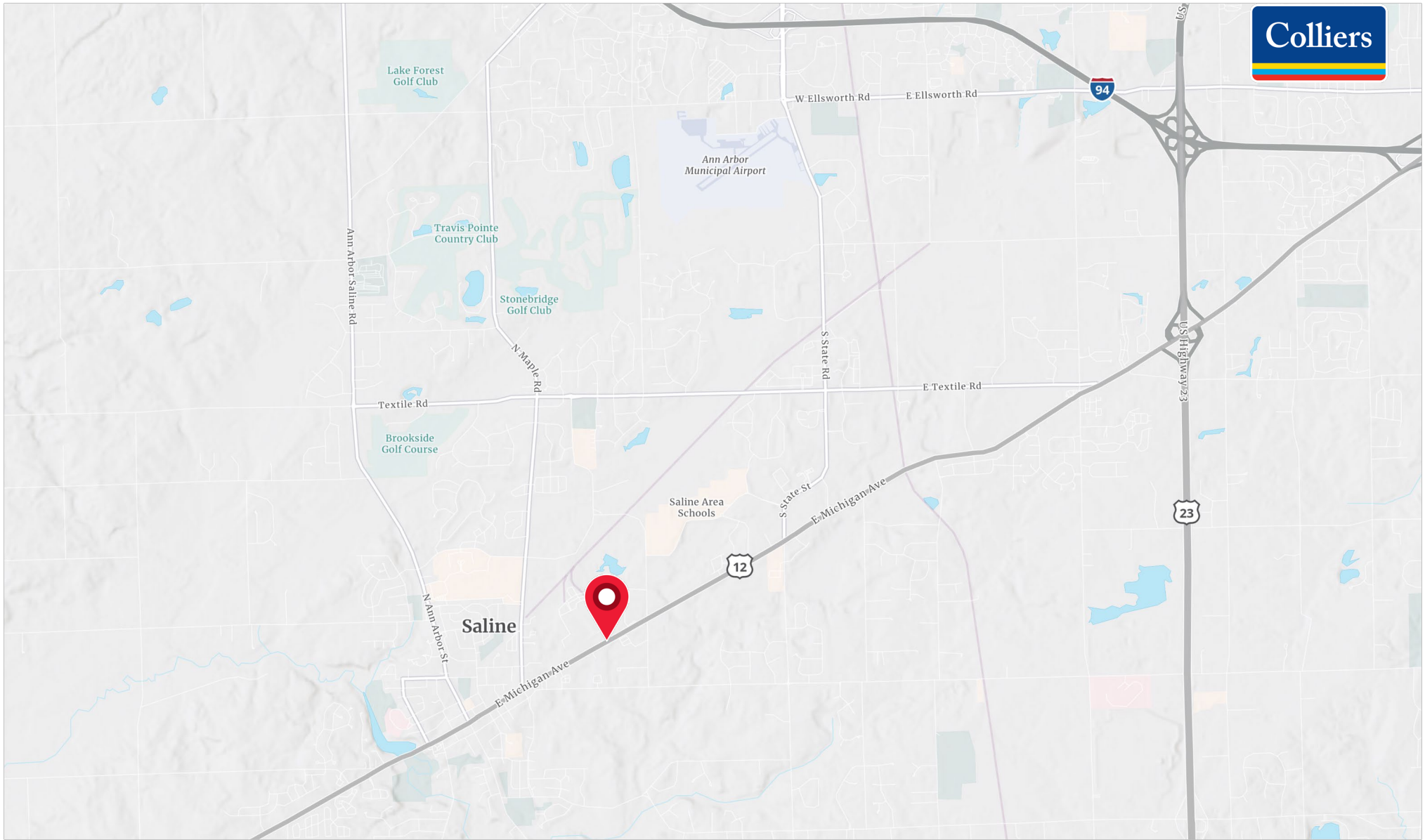
SITE PLAN

9,500 SF of Mixed-Use Space Available



AERIAL MAP

9,500 SF of Mixed-Use Space Available



LOCATION MAP

9,500 SF of Mixed-Use Space Available



MERCHANT MAP

9,500 SF of Mixed-Use Space Available

DEMOGRAPHICS



9,500 SF of Mixed-Use Space Available

CURRENT YEAR SUMMARY	1 MILE RADIUS	3 MILE RADIUS	5 MILE RADIUS
Total Population	2,482	22,034	47,426
Total Households	1,180	8,741	18,943
Total Family Households	622	6,170	12,179
Average Household Size	2.09	2.50	2.39
Median Age	43.4	44.8	41.8
Population Age 25+	1,816	15,569	34,414
2010 – 2021 Population: Annual Growth Rate (CAGR)	0.27%	0.58%	1.06%
2022 – 2023 Population: Annual Growth Rate (CAGR)	-0.38%	-0.22%	0.18%
5 YEAR PROJECTED TRENDS: ANNUAL RATE			
Population	-0.44%	-0.10%	-0.02%
Households	0.03%	0.33%	0.40%
Families	-0.16%	0.25%	0.32%
Median Household Income	4.29%	2.93%	2.78%
CURRENT YEAR POPULATION BY SEX			
Male Population / % Male	1,188/ 47.9%	10,910/ 49.5%	22,691/ 47.9%
Female Population / % Female	1,294/ 52.1%	11,124/ 50.5%	24,735/ 52.1%
INCOME & HOUSEHOLDS SUMMARY			
2020 Median Household Income	\$72,591	\$118,649	\$109,519
Average Household Income	\$100,117	\$163,388	\$151,783
Per Capita Income	\$46,696	\$163,388	\$60,366
SUMMARY BUSINESS DATA			
Total Businesses	278	855	2,291
Total Daytime Population	4,398	23,141	56,530
Daytime Population: Workers	3,395	12,901	36,437
Daytime Population: Residents	1,003	10,240	20,093

Data Notes:

- Household population includes persons not residing in group quarters. Average Household Size is the household population divided by total households. Persons in families include the householder and persons related to the householder by birth, marriage, or adoption.
- Income represents the preceding year, expressed in current dollars. Household income includes wage and salary earnings, interest dividends, net rents, pensions, SSI and welfare payments, child support, and alimony.
- Per Capita Income represents the income received by all persons aged 15 years and over divided by the total population.

We have no reason to doubt the accuracy of information contained herein, but we cannot guarantee it. All information should be verified prior to purchase and/or lease.



Mike Howard
419.290.0561
mike.howard@colliers.com