



www.duanerealtygroup.com

# 4005 PRODUCE ROAD



4005 PRODUCE ROAD, LOUISVILLE, KY 40218

## INDUSTRIAL / MAINTENANCE FOR LEASE

- ± 34,170 TOTAL SF ACROSS 4 BUILDINGS
- 3.93 ACRE FENCED CAMPUS
- TWENTY-FIVE (25) GRADE-LEVEL OVERHEAD DOORS
- FLOOR DRAINS
- HEAVY POWER
- ± 2,670 SF OFFICE + BREAKROOM / LOCKER AREA
- IDEAL FOR FLEET MAINTENANCE OPERATIONS
- ALL GRADE-LEVEL ACCESS
- CALL FOR PRICING



### GET IN TOUCH

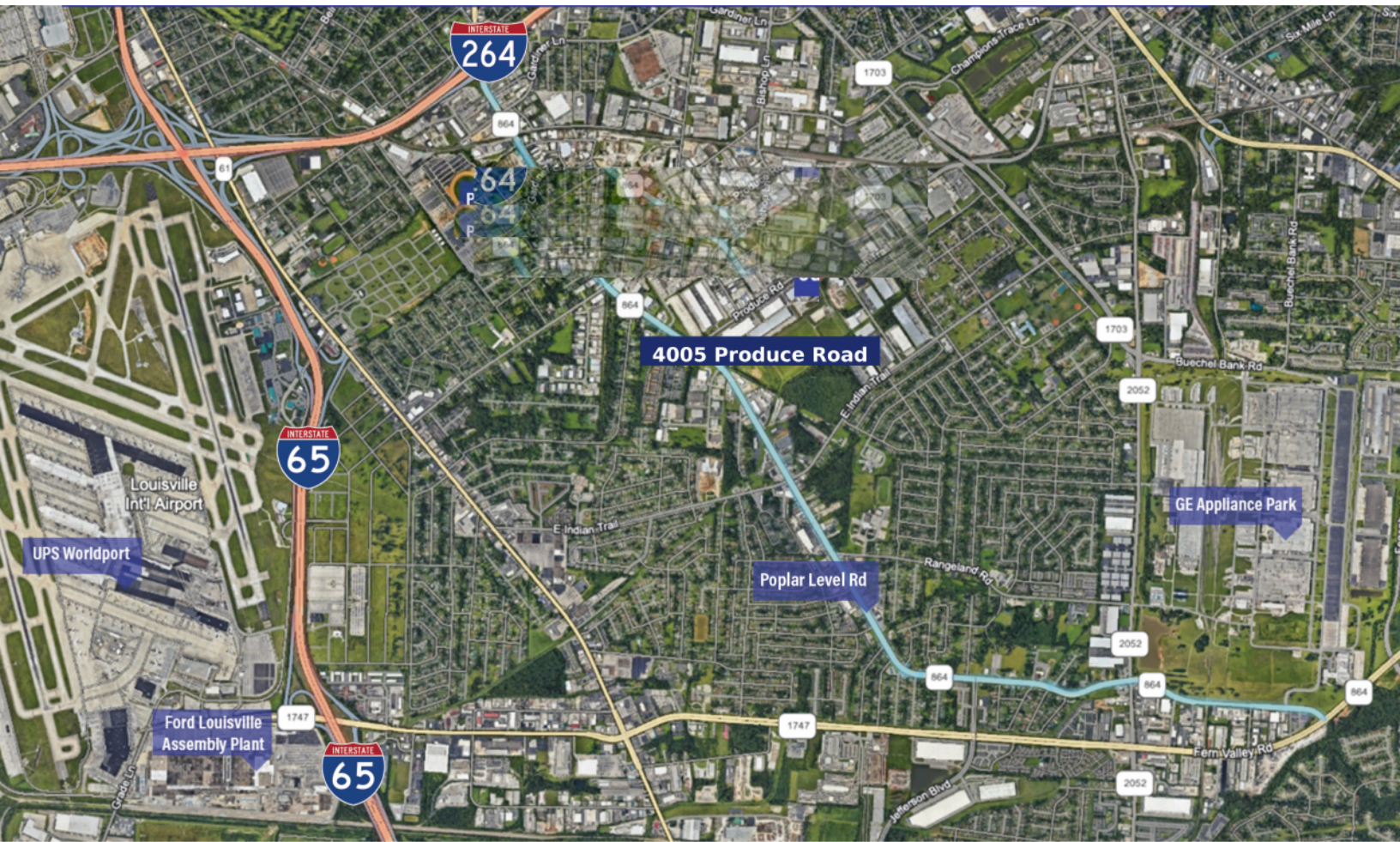
**WALKER PRICE**  
502.245.4240  
walker@duanerealtygroup.com

**BOB DUANE, CCIM**  
502.681.4379  
bob@duanerealtygroup.com

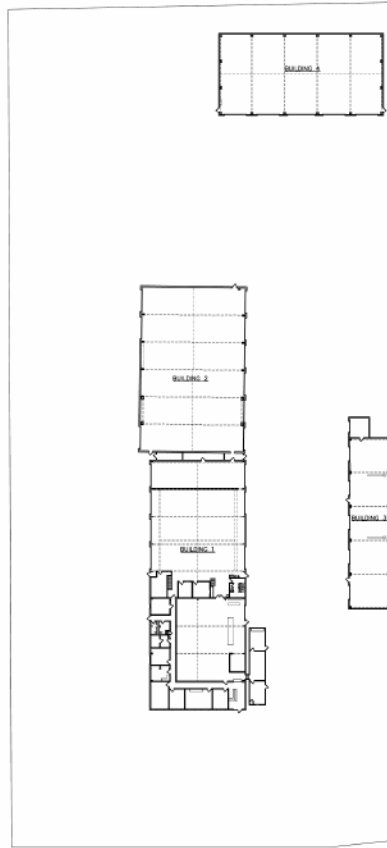
**JACKSON DONOVAN**  
502.322.0991  
jackson@duanerealtygroup.com

7410 New LaGrange Road, #100  
Louisville, KY 40222  
502.245.4240 | duanerealtygroup.com

## LOCATION & AERIAL



# SITE PLAN




**PROPERTY INFORMATION**

BUILDING 1	13,468 GROSS S.F.
OFFICE AREA	2,670 S.F.
BREAKROOM/LOCKER	675 S.F.
PARTS STORAGE	3,080 S.F.
WAREHOUSE AREA	7,043 S.F.
BUILDING 2	9,630 GROSS S.F.
BUILDING 3	4,030 GROSS S.F.
BUILDING 4	7,042 GROSS S.F.


OVERALL SITE  
SCALE: NOT TO SCALE



BUILDING 1 - 13,468 GROSS S.F. (MEZZANINE 420 S.F.)  
SCALE: 1/16" = 1'-0"



BUILDING 2 - 9,630 GROSS S.F.  
SCALE: 1/16" = 1'-0"



BUILDING 4 - 7,205 GROSS S.F.  
SCALE: 1/16" = 1'-0"



BUILDING 3 - 4,030 GROSS S.F.  
SCALE: 1/16" = 1'-0"

