



GRAHAM & ASSOCIATES

MARTELLA INDUSTRIAL

CORNER OF CLANCY ST & W SUNNYVIEW AVE | VISALIA, CA
OFFERING MEMORANDUM



LISTED BY

Matthew D. Graham

BRE# 01917959
O | 559.754.3020
F | 559.429.4016

GRAHAM
&
ASSOCIATES

COMMERCIAL • AGRICULTURE • ESTATES

CONTENTS

- 3 Executive Summary**
Property Facts
- 4 Valuation**
- 5 Rent Roll**
- 6 Drone Aerials**
- 9 Market Aerial**
- 10 Market Overview**
- 11 Regional Market Access Map**
- 12 Ground Package Delivery Transit From Visalia**
UPS
Fedex
OnTrac

EXECUTIVE SUMMARY

Investment Highlights

- Brand new construction light industrial warehouse available for sale.
- Bathrooms included with roll up door.
- Two separate entrances to property, one located on Sunnyview and Clancy.
- Value add through continued lease up efforts
- Available: 70,000 Sq. ft.
- Price: \$9,950,000.00



RENT ROLL

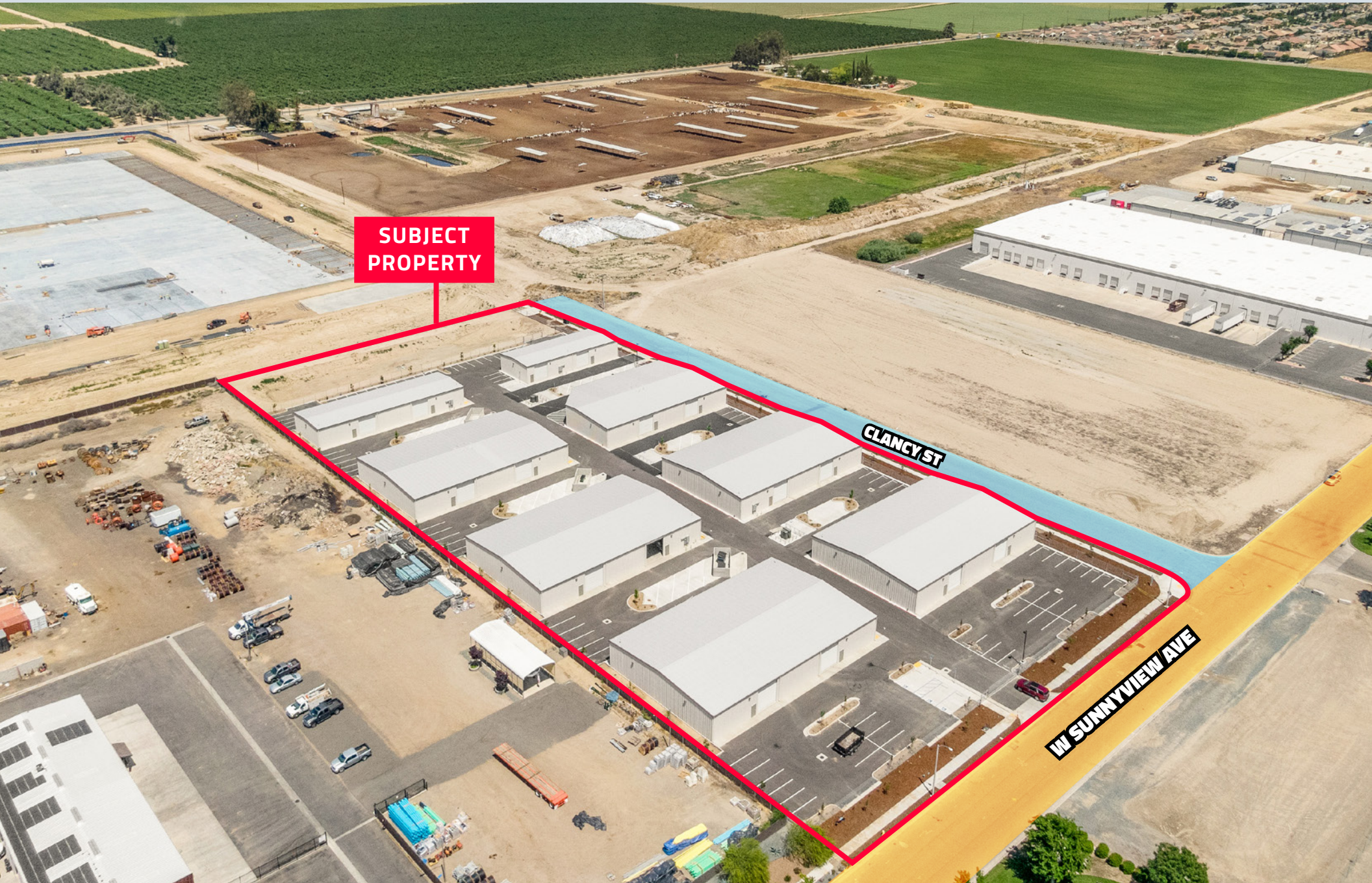
Building	Address	Suite	Tenant	Type	Commence	Expire	SF	Monthly Rent	PSF/MO	Monthly CAM	PSF/MO
1	7730 W Sunnyview		KRC Safety	Gross	Month-Month		10,080 SF	\$5,000.00	\$0.50	\$100.00	\$0.01
2	7710 W Sunnyview			Gross			10,080 SF	\$0	\$0.85	\$100.00	\$0.01
3	7740 W Sunnyview	A	AQUA 4D US, LLC	Gross	09/12/22	MTM	5,040 SF	\$3,780.00	\$0.75	\$50.00	\$0.01
3	7740 W Sunnyview	B	KRC Safety	Gross	Month-Month		5,040 SF	\$3,780.00	\$0.75	\$100.00	\$0.02
4	7720 W Sunnyview		Glow Group Becker Const.	Gross	6/01/25 01/6/23	05/31/28 06/1/26	10,080 SF	\$3,500.00 \$3,500.00	\$0.70	\$100.00	\$0.01
5	2421 N Clancy St	E		Gross			2,520 SF	\$0	\$0.85	\$200.00	\$0.08
5	2421 N Clancy St	F		Gross			2,520 SF	\$0	\$0.85	\$200.00	\$0.08
5	2421 N Clancy St	G	Sierra Gel Coat	Gross	04/10/23	MTM	2,520 SF	\$2,090.00	\$0.83	\$200.00	\$0.08
5	2421 N Clancy St	H		Gross			2,520 SF	\$0	\$0.85	\$200.00	\$0.08
6	2411 N Clancy St	A	1800 Medivan Inc.	Gross	10/01/24	09/30/26	2,520 SF	\$2,325.00	\$0.92	\$200.00	\$0.08
6	2411 N Clancy St	B	Tiro MDS	Gross	10/01/22	MTM	2,520 SF	\$2,258.70	\$0.90	\$200.00	\$0.08
6	2411 N Clancy St	C		Gross			2,520 SF	\$0	\$0.85	\$200.00	\$0.08
6	2411 N Clancy St	D	S2 Engineering	Gross	09/26/22	MTM	2,520 SF	\$2,258.70	\$0.90	\$200.00	\$0.08
7	2441 N Clancy St		A&L Truck Supply	Gross	05/06/22	05/05/25	5,040 SF	\$3,780.00	\$0.75	\$100.00	\$0.02
8	2431 N Clancy St		De La Torre Distribution	Gross	09/01/25	08/31/27	4,000 SF	\$3,400.00	\$0.85	\$100.00	\$0.03
							69,520 SF	\$36,992.40		\$2,250.00	\$114,485.40



DRONE AERIAL



DRONE AERIAL



DRONE AERIAL



MARKET AERIAL



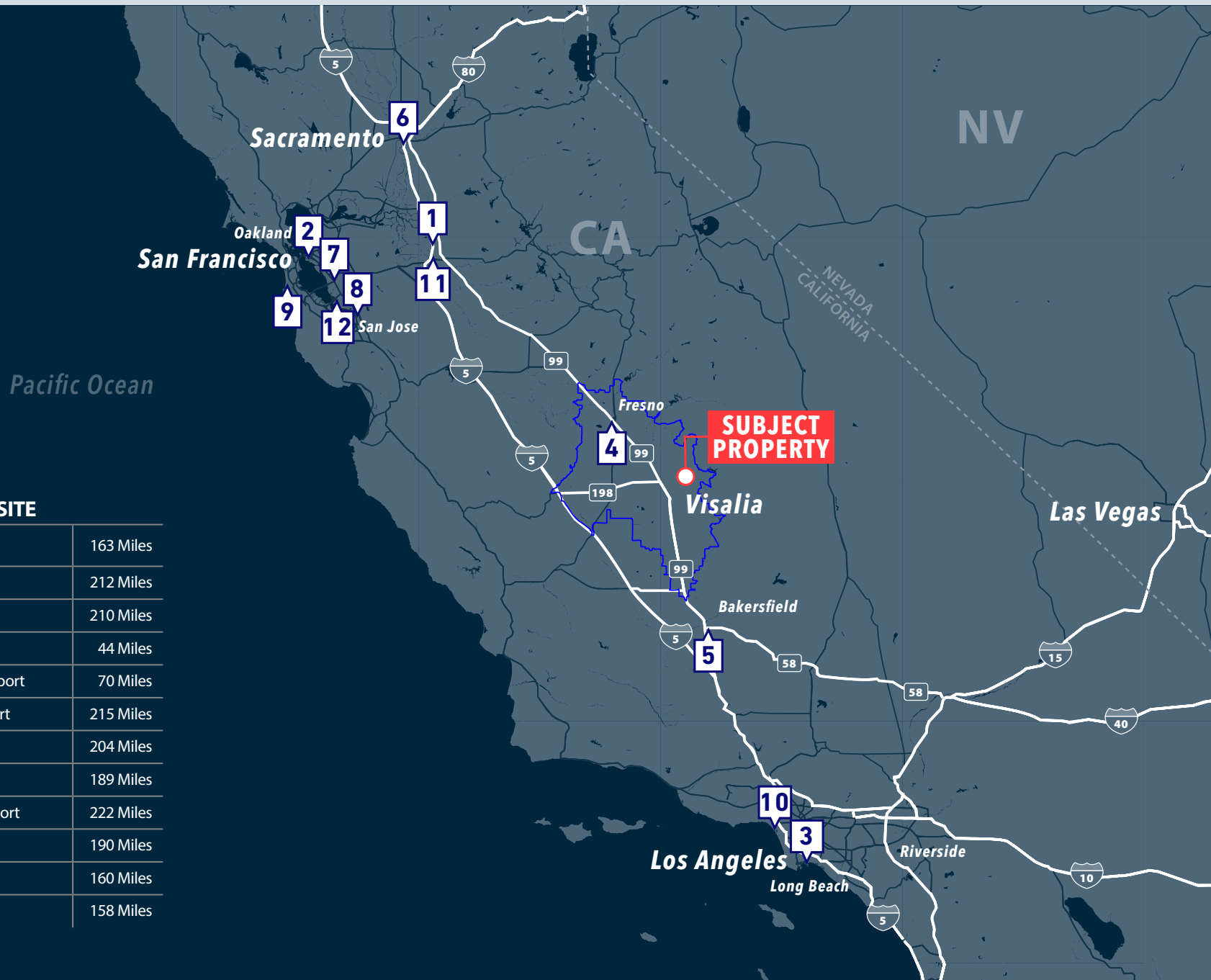
MARKET OVERVIEW

Visalia is a city of 136,000 people located in the San Joaquin Valley of Central California, equidistant from the Ports of Los Angeles/Long Beach and Oakland. It is home to one of the finest downtown areas between Stockton and Bakersfield with a variety of restaurants, shops, boutiques, entertainment and event centers, many professional office tenants as well as the area's largest hospital Kaweah Delta Healthcare District. Visalia is also the County Seat for Tulare County, which is reflective of its position as the economic and cultural hub of the county.

As the regional hub of the greater Tulare/Kings County region, Visalia has seen a robust and growing economy. It is part of Tulare County, which is the more populated of the two, with 442,179 people and a median age of just 28.5 years old - one of the youngest regional populations in California. Tulare County is also within an Enterprise Zone which offers a number of economically-favorable incentives such as 21-Day permit fast-tracking, 5-year, no interest, development fee deferral, state tax credits for hiring and purchasing qualified equipment, accelerated expense deductions, net interest deduction and preference points on state contracts.



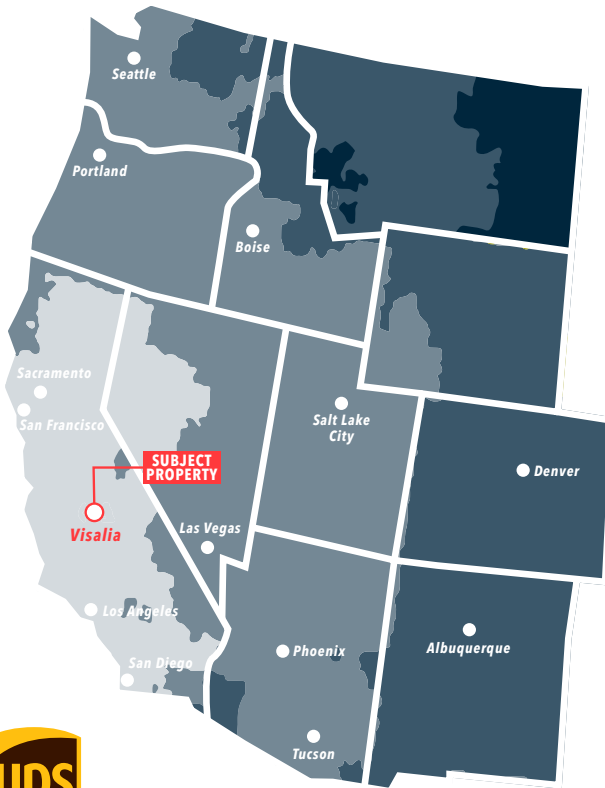
REGIONAL MARKET ACCESS



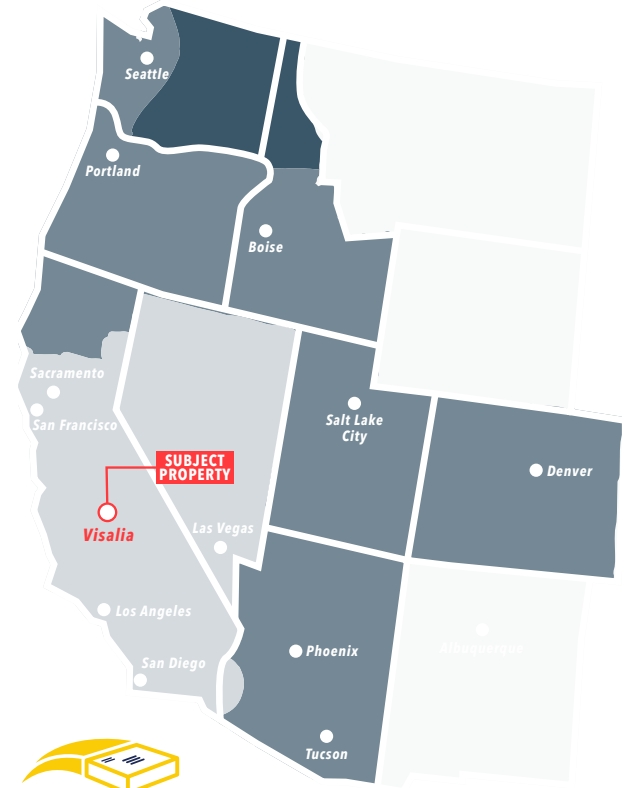
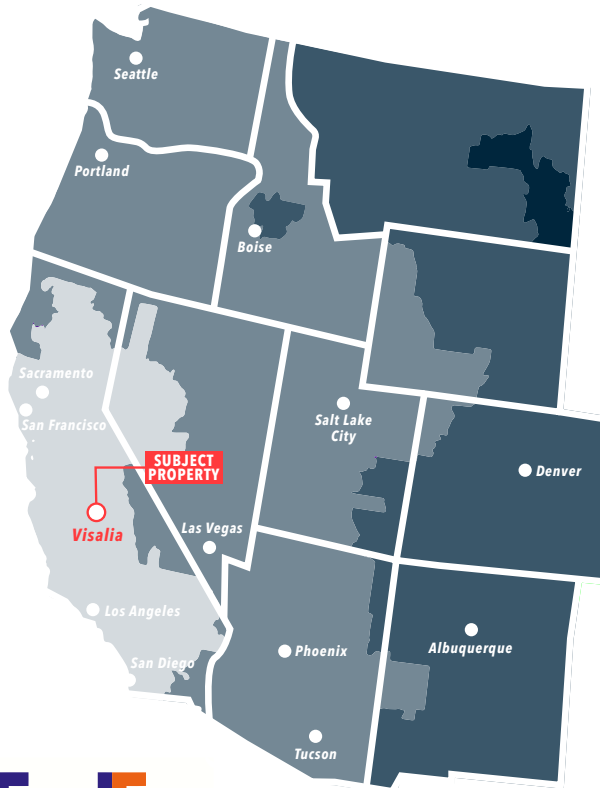
MILEAGE DISTANCE FROM SITE

1	Port of Stockton	163 Miles
2	Port of Oakland	212 Miles
3	Port of Long Beach	210 Miles
4	Fresno International Airport	44 Miles
5	Bakersfield - Meadows Field Airport	70 Miles
6	Sacramento International Airport	215 Miles
7	Oakland International Airport	204 Miles
8	San Jose International Airport	189 Miles
9	San Francisco International Airport	222 Miles
10	LAX International Airport	190 Miles
11	BNSF Intermodal	160 Miles
12	Union Pacific Intermodal	158 Miles

GROUND PACKAGE DELIVERY TRANSIT DAYS FROM VISALIA



- 1 Days
- 2 Days
- 3 Days
- 4 Days





GRAHAM
&
ASSOCIATES
COMMERCIAL • AGRICULTURE • ESTATES

Matthew D. Graham
BRE# 01917959
O | 559.754.3020
F | 559.429.4016