

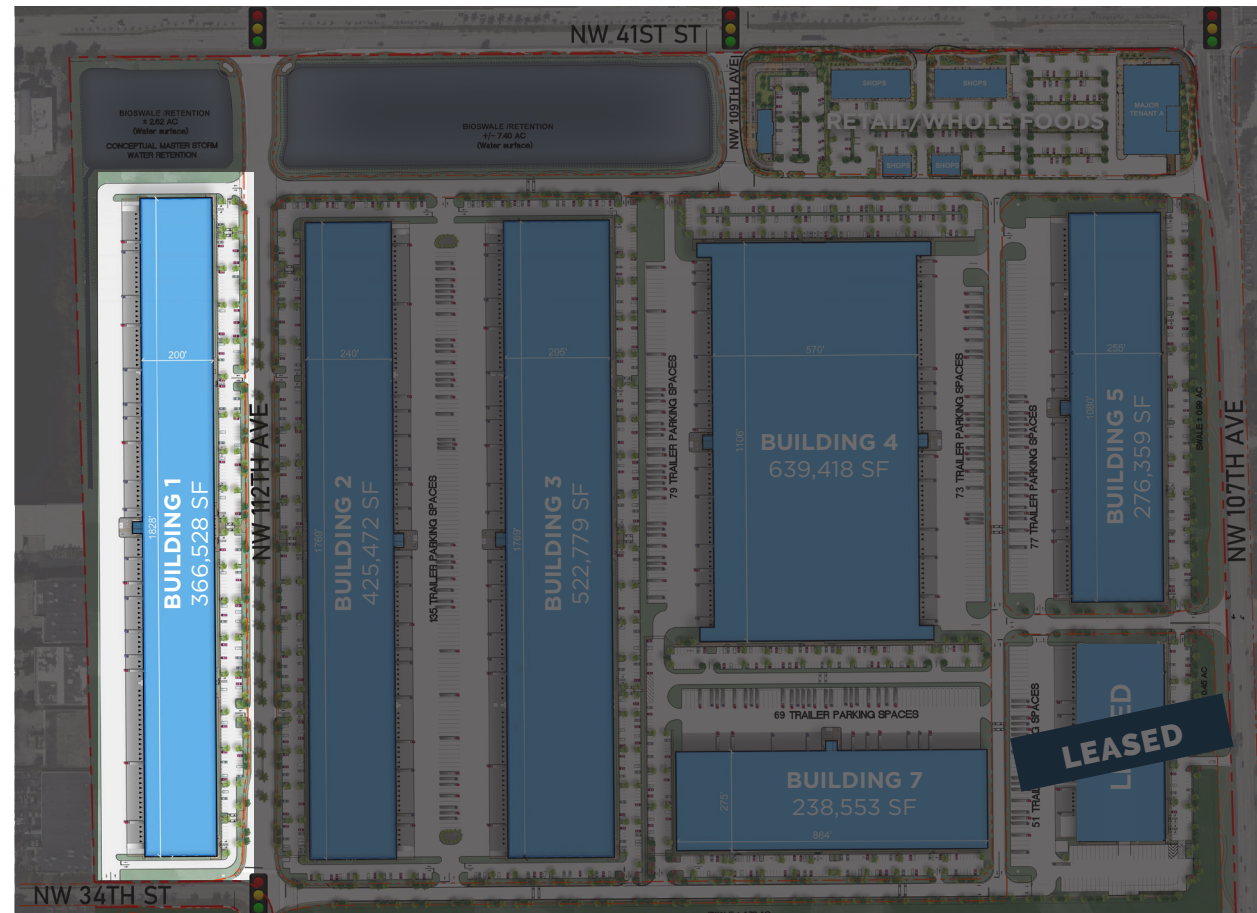
KURV DORAL

BUILDING ONE ±366,528 SF



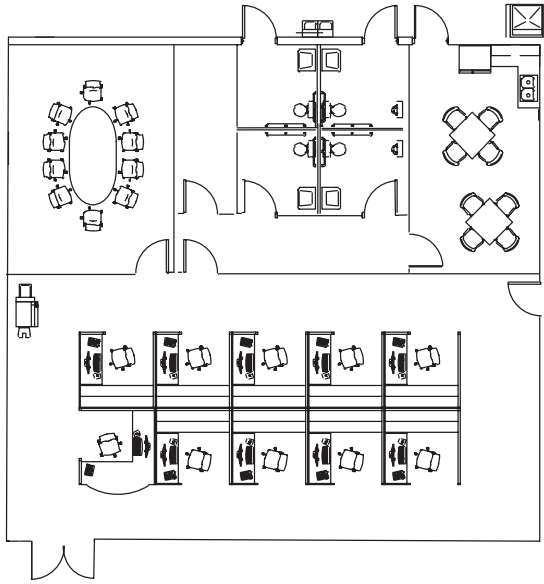
HIGHLIGHTS

- Premier location in one of the fastest growing cities in South Florida
- Immediate Highway Access with close proximity to MIA Cargo Entrance and Port Miami
- Seasoned Developer/Owner with proven national track record of Industrial Development
- Multiple space sizes available, including up to ±1.4 MSF Built-to-Suit Options
- Single and Multi-Tenant Building configurations available




KURV DORAL


BUILDING ONE ±366,528 SF



Polished Concrete Flooring



Paint- Sherwin Williams
SW 7551 Greek Villa



Traditional Wall Base- Tarkett
460 Cotton W




Laminate Millwork-Top Cabinets- Nevamar
Aurora Oak- W002600-Natural Wood



Laminate Millwork-Base Cabinets- Nevamar
Woodvine- S5052



Edge Pull-Amerock
4-1/2" Long Finger Cabinet Pull- Matte Black



Solid Countertop- Wilsonart
Grey Lace #922455

SPEC OFFICE PLAN & TI FINISHES

Wayne Ramoski

wayne.amoski@cushwake.com
786 210 3563

Andrew Fernandez

andrew.fernandez@cushwake.com
305 467 1449

Ivanna Leitner Perez

ivanna.leitner@cushwake.com
786 853 5431

Skylar Stein

skylar.stein@cushwake.com
305 533 2867



kurvindustrial.com