

FOR LEASE



AFFORDABLE EAST-SIDE OFFICE SPACE

1711 S Longfellow Cir, Wichita, KS 67207 

PROPERTY INFO



SPACE AVAILABLE
4,500 SF - 9,000 SF



LEASE RATE
\$6.95/SF



LEASE TYPE
Modified Gross



HIGHLIGHTS

- 9,000 Sq. Ft. of Quality Office Space
- Functional Floor Plan
- Convenient Access to Kellogg (US-54)
- Ample Door-Side + Street Parking
- Fire Sprinkler System
- Close to Restaurants, Services, and Banks

CONTACT

CARL HEBERT, CCIM | M 316-210-4130 | cjhebert@insitere.com

InSite
REAL • ESTATE • GROUP

608 W DOUGLAS AVE, WICHITA KS
INSITERE.COM | 316-618-1100



AREA NEIGHBORS

AREA NEIGHBORS

- Auto Image Inc
- Southeast Wichita Family Med Center
- Wholesale Fireworks
- Sonic Drive-In
- Advance Auto Parts
- Braum's
- Fidelity Bank
- Goodwill Industries
- Dollar Tree
- Arby's
- Spangles
- McDonald's
- Starbucks
- Chipotle Mexican Grill
- Ross Dress for Less
- Shoe Carnival
- Towne East Square

DEMOGRAPHICS

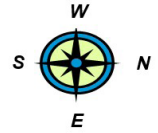
	1 Mile	3 Miles	5 Miles
DAYTIME POPULATION	8,906	63,520	184,295
NO. OF HOUSEHOLDS	6,102	29,072	65,454
NO. OF BUSINESSES	283	2,591	6,626
TRAFFIC COUNT			
	24,948 - ROCK RD	21,814 - HARRY ST	

CONTACT

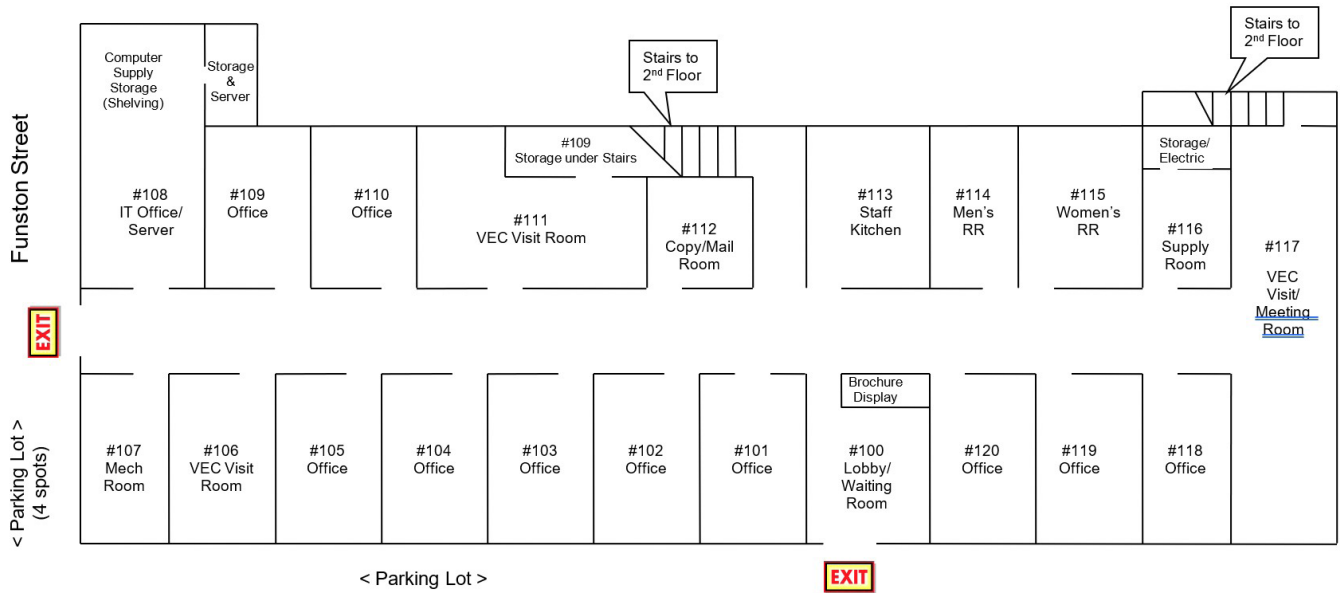
CARL HEBERT, CCIM | M 316-210-4130 | cjhebert@insitere.com



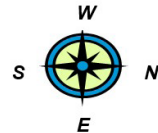
1711 S. Longfellow, Wichita, KS 67207
 (Located near Harry & Rock Road; 1 Block West of Rock Road off of Harry)



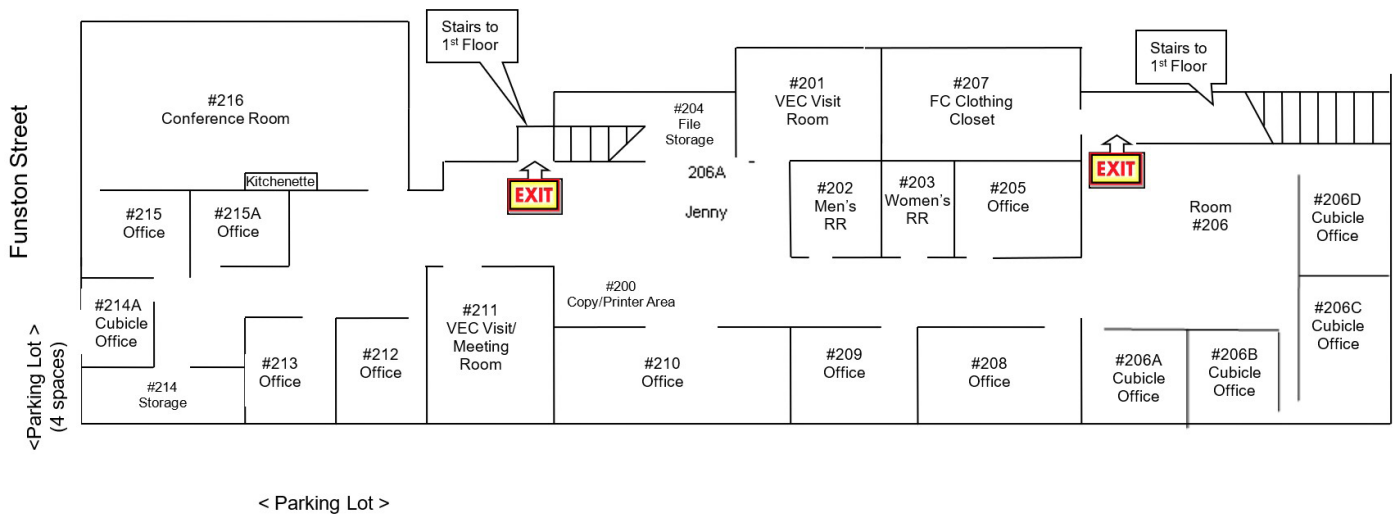
- 1st Floor Map -



1711 S. Longfellow, Wichita, KS 67207
 (Located near Harry & Rock Road; 1 Block West of Rock Road off of Harry)



- 2nd Floor Map -



CONTACT

CARL HEBERT, CCIM | M 316-210-4130 | cjhebert@insitere.com





CONTACT

CARL HEBERT, CCIM | M 316-210-4130 | cjhebert@insitere.com

InSite
REAL • ESTATE • GROUP