

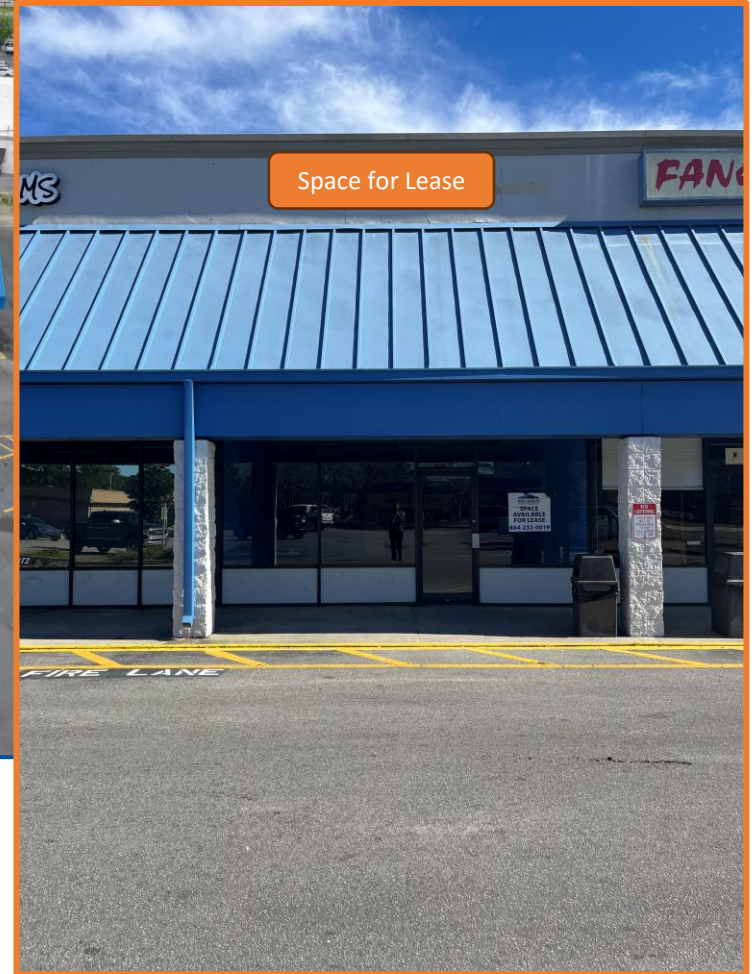


Brandywine Village





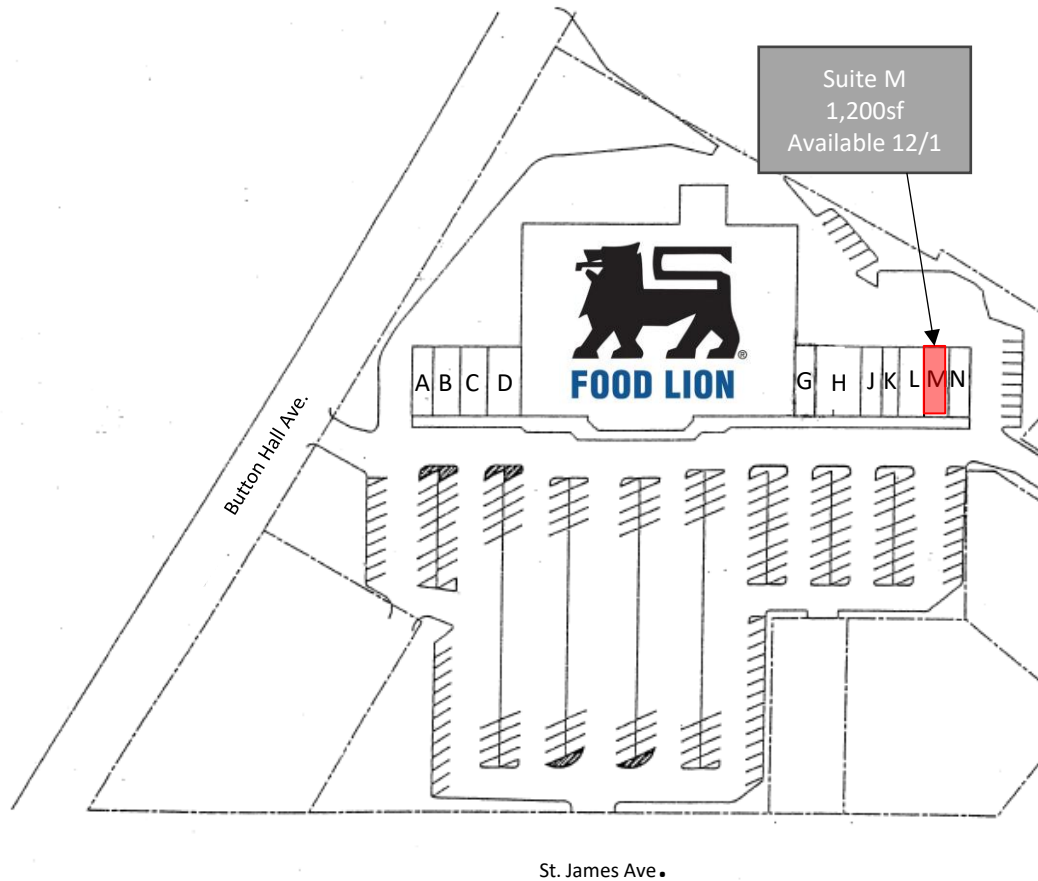
Store Front: 142 St. James Ave, STE M





# Co-Tenants

BRANDYWINE VILLAGE SHOPPING CENTER  
Goose Creek, South Carolina





Space	Tenant
A	Bo's Barber Shop
B	Kramerica Spirits
C	Magnolia Salon
D	Pho Bowl
G	H&R Block
H	Unique Beauty Supply
J	China Chef
K	Won Nutrition
L	Ocean Realms
<b>M</b>	<b>1,200 Square Feet</b>
N	Fantasy Nail Salon




# Traffic Count

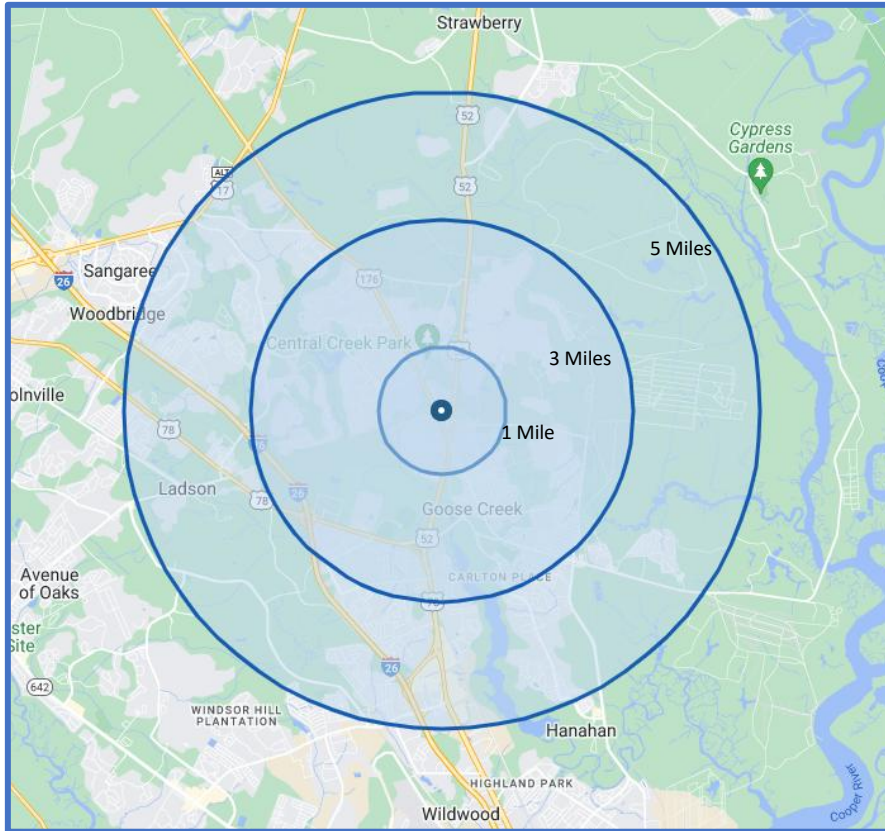


Brandywine Village= 

Color	Street	Vehicles Per Day
	St. James Ave/176	39,718/day
	Highway 52	35,605/day



# Demographics



Radius	1 Mile	3 Mile	5 Mile
<b>Population</b>			
2028 Projection	7,990	64,772	128,823
2023 Estimate	7,722	62,195	123,337
2010 Census	7,191	53,162	100,356
Growth 2023 - 2028	3.47%	4.14%	4.45%
Growth 2010 - 2023	7.38%	16.99%	22.90%
<b>2023 Population by Hispanic Origin</b>			
2023 Population	7,722	62,195	123,337
White	5,367 69.50%	41,063 66.02%	81,484 66.07%
Black	1,685 21.82%	15,045 24.19%	30,257 24.53%
Am. Indian & Alaskan	49 0.63%	410 0.66%	942 0.76%
Asian	315 4.08%	3,097 4.98%	5,467 4.43%
Hawaiian & Pacific Island	16 0.21%	144 0.23%	247 0.20%
Other	290 3.76%	2,437 3.92%	4,939 4.00%
U.S. Armed Forces	148	1,780	4,670
<b>Households</b>			
2028 Projection	2,985	23,408	47,608
2023 Estimate	2,888	22,493	45,582
2010 Census	2,719	19,330	36,922
Growth 2023 - 2028	3.36%	4.07%	4.44%
Growth 2010 - 2023	6.22%	16.36%	23.45%
Owner Occupied	2,009 69.56%	15,725 69.91%	29,095 63.83%
Renter Occupied	879 30.44%	6,767 30.08%	16,487 36.17%
<b>2023 Households by HH Income</b>			
Income: <\$25,000	395 13.68%	3,079 13.69%	6,790 14.90%
Income: \$25,000 - \$50,000	612 21.19%	4,091 18.19%	9,126 20.02%
Income: \$50,000 - \$75,000	545 18.87%	4,323 19.22%	9,783 21.46%
Income: \$75,000 - \$100,000	398 13.78%	3,367 14.97%	6,706 14.71%
Income: \$100,000 - \$125,000	378 13.09%	2,467 10.97%	4,837 10.61%
Income: \$125,000 - \$150,000	246 8.52%	2,561 11.39%	3,728 8.18%
Income: \$150,000 - \$200,000	128 4.43%	1,646 7.32%	3,082 6.76%
Income: \$200,000+	186 6.44%	959 4.26%	1,530 3.36%
<b>2023 Avg Household Income</b>	\$87,275	\$87,563	\$81,187
<b>2023 Med Household Income</b>	\$68,596	\$73,231	\$66,965