


winton architects, inc.
 1110 E. Missouri Ave., Suite 800, Phoenix, Arizona 85014
 (602) 230-9778 FAX (602) 265-9739

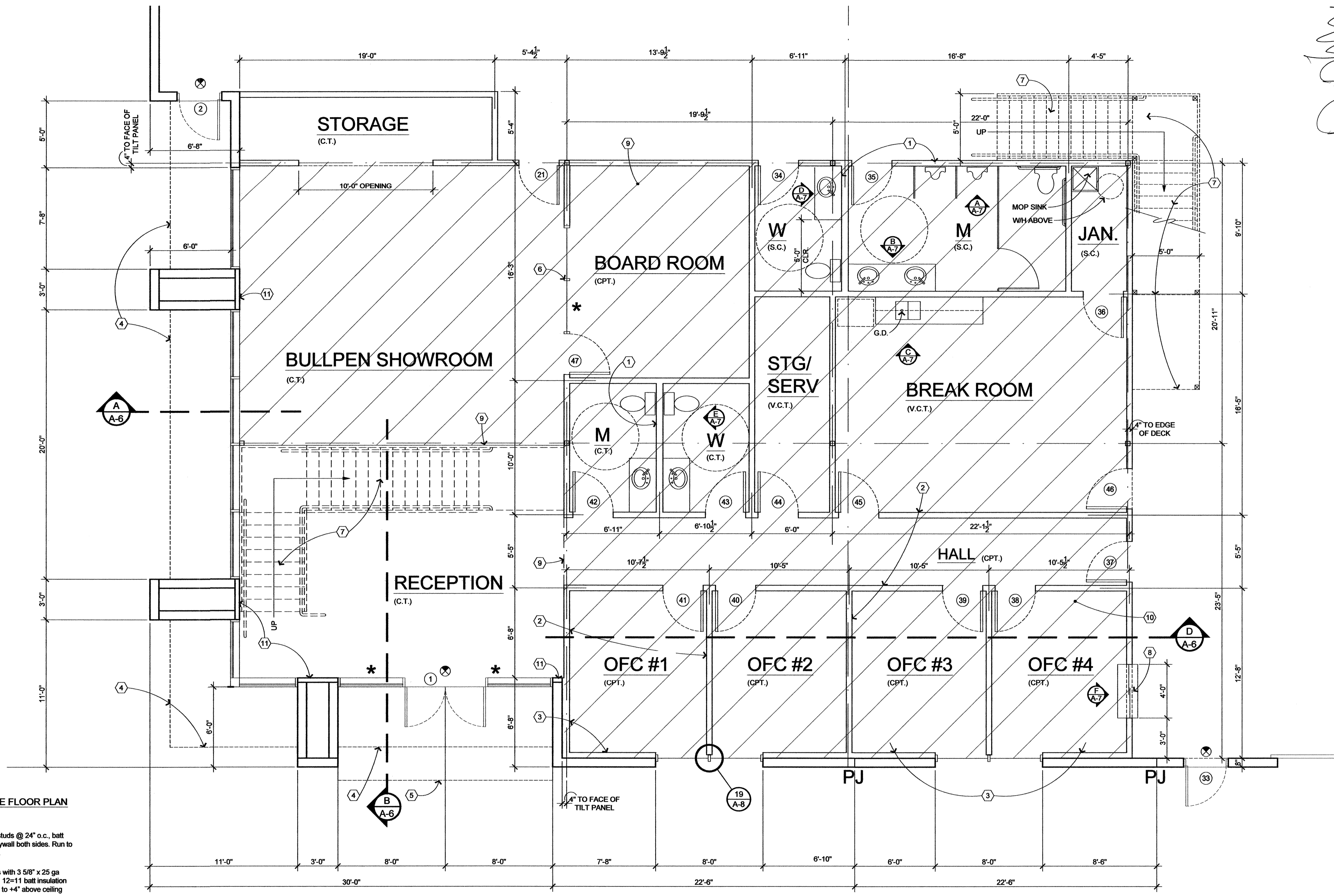


NEW BUILDING for
COR BRANDS
TOLLESON, ARIZONA
SUN STATE BUILDERS

job no. 14141
 drawn MGO
 approved RBW
 date 10/06/14

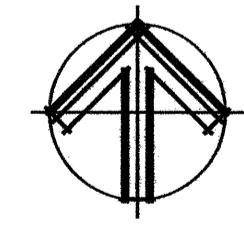
revisions

A-2



ENLARGED OFFICE FLOOR PLAN

1. 6" plumbing wall
2. 3 5/8" x 25 ga metal studs @ 24" o.c., batt insulation and 5/8" drywall both sides. Run to +4" above ceiling line.
3. Furr out exterior walls with 3 5/8" x 25 ga metal studs at 24" oc, 12=11 batt insulation and 5/8" drywall. Run to +4" above ceiling line
4. Line of metal canopy at +24'-0" A.F.F.
5. Line of metal canopy at +13'-0" A.F.F.
6. 8'-0" x 7'-0" fixed clear tempered glass in 'Timely' metal frame. Divide into two equal panels
7. Future stairs, landing and handrails
8. 15" wide plastic laminate top @ +3'-6" A.F.F.
9. Line of soffit above
10. See structural for grinders and joists. NOTE: Hang first floor ceiling grid off of the second floor framing
11. Furr out columns with 1 5/8" x 25 ga metal studs, batt insulation and 5/8" drywall. Run to +4" above ceiling line.



ENLARGED OFFICE FLOOR PLAN

SCALE: 1/4" = 1'-0"
 * INDICATES TEMPERED GLASS
 OCCUPANT LOAD @ OFFICES = 30