



Space Profile for

Unit: #622

Area: 800 sq ft

Address

*1350 Scenic Hwy. N., Ste. 622*

*Snellville, GA 30078*

















































*4300 West Cypress St., Suite 160*

*Tampa, FL, 33607*





# Legend

	Tenant Water Meter		Air Handler		Rectangular Column		Disconnect
	Sub Water Meter		HVAC Unit		Appliance Outlet		Freezer
	House Water Meter		Blank Air Handler		Outlet		Can Light
	Blank Water Meter		Blank HVAC Unit		Service Panel		Recessed Light
	Tenant Gas Meter		Vertical Fire Riser		Water Heater		Ceiling Fan w/ Light
	Sub Gas Meter		Horizontal Fire Riser		RJ45		Ceiling Fan
	House Gas Meter		Fire Sprinkler		Backflow Preventer		Diffuser
	Blank Gas Meter		Fire Alarm Pull		Water Fountain		Air Vent
	Tenant Electric Meter		Fire Alarm		Grease Trap		Emergency Light
	Sub Electric Meter		Fire Extinguisher		Step Down Transformer		4 Bulb Fluorescent
	House Electric Meter		Thermostat		Floor Drain		2 Bulb Fluorescent
	Blank Electric Meter		Fire Alarm Control Panel		Tankless Water Heater		1 Bulb Fluorescent



## Space Overview

Overview	Actual Square Footage	Measured Depth of Space
	800 SQFT	39' 10"

Thickness	Front Wall	Rear Wall	Left Wall	Right Wall
	0' 7"	0' 6"	0' 6"	0' 6"

Flooring	Concrete	Carpet	Tile	Other	Unit	Total
			593.04 SQFT	122.34 SQFT	800 SQFT	715.38 SQFT

Ceiling  
Information

Height From Floor To Ceiling

Height From Floor To Bottom Of Deck

Height From Floor To Bottom Of Joist

Front: 11' 10" Back: 11' 6"

Back: 19' 8"

Ceiling  
Information  
Cont.

Clear Ceiling Height

11' 10"

## Mechanical

HVAC	Reference	Manufacturer	Model	Serial	Tonnage	Year	Notes
	1	TRANE	YSC048G4ELB2E	232010209L	4	2023	

Not Present	Assets Not Present
	Air Handler

## Electric

Disconnect	Reference	Amps	Location	UL Number	Manufacturer	Handle or Breaker	Notes
	1	60	Rear Exterior	Not Listed	Siemens	Handle	

Electric Meter	Reference	Meter #	Location	Amps	Notes
	1	91951274	Rear Exterior	200	

Service Panel	Reference	Amps	Service Type	Panel Type	Panel UL Number	Manufacturer	Location	Number of Circuit Breakers	Notes
	1	50	277/480	NF Panelboard	Not Listed	Square D	Electrical Room		
2	50	120/208	NQOD Panelboard	Not Listed	Square D	Electrical Room			

Step Down Transformer	Reference	Size (kVA)	Service Type	Location	Notes
	1	30	480V	Electrical Room	

*\*IDPlans does not provide an Ampacity Report\**

## Plumbing

Backflows	Number of Backflows	Location	Size	Notes
	1	Meter Vault	2	

House Water Meter	Reference	Meter #	Location	Meter Size	Notes
	1	70170228	Meter Vault	3 inch	Utility company will not verify tenant name on account.

Sub Water Meter	Reference	Meter #	Location	Meter Size	Line Size	Notes
	1	15114927	Restroom Ceiling	3/4 inch	1 inch	

Water Fountains	Number of Water Fountains	Location	Notes
	2	Open Space	

Water Heater	Reference	Manufacturer	Model	Serial	Gallons	Tank	Water Line (in)	Location	Notes
	1	Chronomite	SR-20L/208	504398	0	Tankless	3/8"	Restroom	

## Waste

Not Present	Assets Not Present
	Grease Trap
	Grease Container

Fire

Fire Extinguisher	Number of Fire Extinguishers	Notes
		1

Not Present	Assets Not Present	
		Fire Alarm Control Panel

Sprinkler Heads	Sprinkler Heads Present	Riser Located in Space	Additional Information
		8	No

## Gas

Gas Meter	Reference	Meter #	Location	Size	Notes
	1	2033569	Rear Exterior	1 inch	

Room

Restroom	Unit	Description
	Restroom 1	