



PLACE TEN PROFESSIONAL BUILDING
12301 NE 10th Place | Bellevue, WA 98005

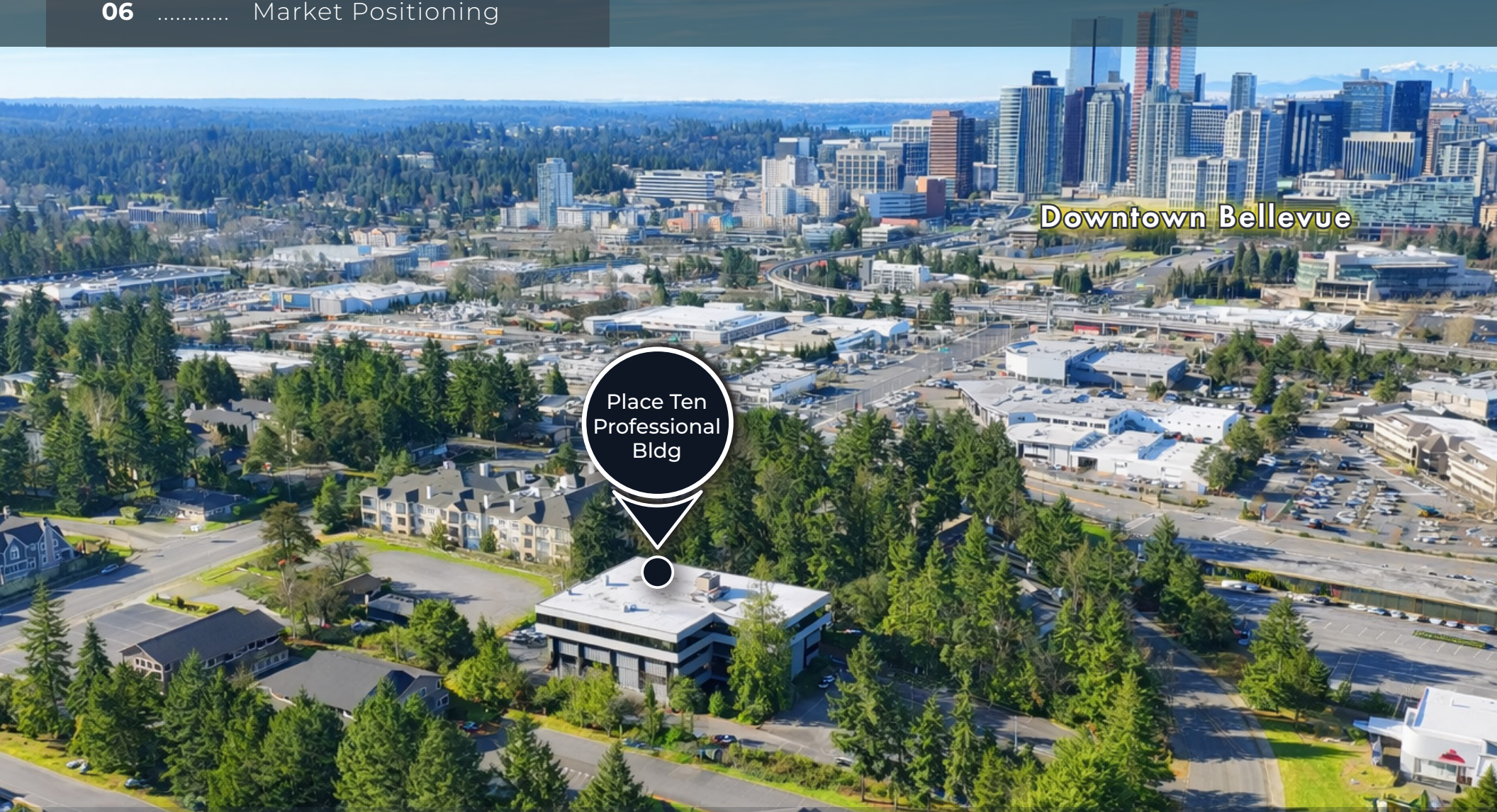


TABLE OF CONTENTS

- 03 The Offering
- 04 Investment Highlights
- 05 Property Summary
- 06 Market Positioning

PLACE TEN PROFESSIONAL BUILDING

12301 NE 10th Place | Bellevue, WA 98005



Downtown Bellevue

Place Ten
Professional
Bldg



DAN KREKEL, CCIM
Senior Vice President
+1 425 586 4655
dkrekel@leibsohn.com



MAXTON MACLACHLAN
Associate Vice President
+1 425 586 4659
mmaclachlan@leibsohn.com

The Offering

- ✦ Offered For Sale **\$18,000,000**
- ✦ **5.0%** Cap Rate
- ✦ **100% Leased** Stabilized Asset
- ✦ **Turnkey Asset** with Low Maintenance
- ✦ High Demand Submarket with **Low Vacancy**
- ✦ Excellent Demographics
- ✦ Recent Building **Remodel and Upgrades**
- ✦ Near **Downtown Bellevue & Overlake Medical Center**
- ✦ Mix of Medical and Office Tenants
- ✦ Upzoned to Mixed-Use Residential Mid-Rise (**MUR-M**)



Modern Building Exterior




Newly Updated Common Areas



Newly Updated Common Areas



Modern Building Exterior



119 Total Parking Stalls (25 Covered + 94 Surface)

Investment **Highlights**



100% Occupied w/ Long-Term Lease Stability



Fully leased property with 11 tenants in place. The average existing tenancy is over 10 years, providing stable, predictable income and minimizing short-term vacancy and leasing costs.



High Demand Submarket with Low Vacancy




The Eastside market maintains the lowest vacancy rate of any submarket in the Puget Sound region.



Recent Building Remodel and Upgrades



Building exterior updated in 2020 and common areas renovated in 2022, minimizing near-term capital expenditures. Existing tenants have completed major suite renovations, creating a modern, upgraded asset.



Aerial Property Line

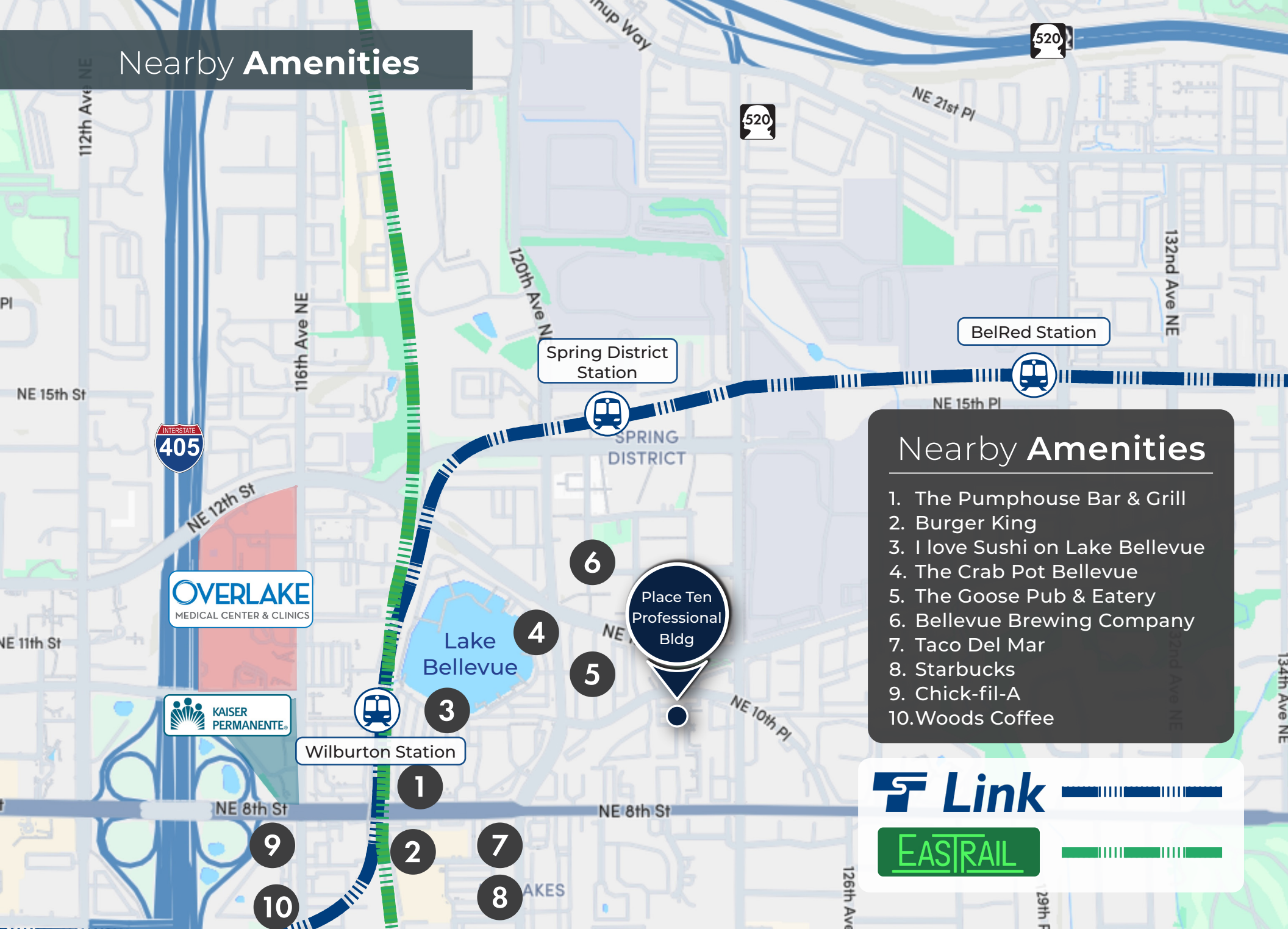
Suite 101 Reception



Property Summary

Sale Price	\$18,000,000
Address	12301 NE 10th Place Bellevue, WA 98005
Year Built	1980
Building Upgrades	2020-2022
New Zoning	Mixed-Use Residential (<i>MUR-M</i>)
Building Type	Office / Medical
Parcel #	109910-0176
Building Rentable RSF <i>Per New BOMA Study</i>	32,329 RSF
Lot Size	62,270 RSF (1.44 AC)
Number of Floors	3 Stories
Parking	4.4/1,000 RSF 25 Covered Stalls 94 Surface Stalls
Sprinkler System	Wet Pipe

Nearby Amenities



Nearby Amenities

1. The Pumphouse Bar & Grill
2. Burger King
3. I love Sushi on Lake Bellevue
4. The Crab Pot Bellevue
5. The Goose Pub & Eatery
6. Bellevue Brewing Company
7. Taco Del Mar
8. Starbucks
9. Chick-fil-A
10. Woods Coffee





PLACE TEN PROFESSIONAL BUILDING

12301 NE 10th Place | Bellevue, WA 98005



DAN KREKEL, CCIM
Senior Vice President
+1 425 586 4655
dkrekel@leibsohn.com



MAXTON MACLACHLAN
Associate Vice President
+1 425 586 4659
mmaclachlan@leibsohn.com

The information contained herein has been obtained from sources deemed reliable; however, it has not been independently verified, and no guarantee, warranty, or representation is made as to its accuracy or completeness. Information is subject to errors, omissions, changes in price or conditions, and to the property being sold, leased, financed, or withdrawn without notice. All projections, opinions, and estimates are for demonstrative purposes only. Prospective parties should conduct their own independent investigation and consult appropriate advisors. © **Leibsohn & Company 2026**