

DEL AMO CROSSING

21515-21615 HAWTHORNE BLVD.
TORRANCE, CA

OFFICE & MEDICAL SPACE
DELAMOCROSSING.COM



2022 TOBY AWARD WINNER HISTORICAL BUILDING OF THE YEAR

In recognition of excellence and commitment in the preservation of a landmark structure of historical significance to the community and the industry.

NEWMARK

the **Muller**
company

ERIC LASTITION

Exec. Managing Director
t 310-491-2047
eric.lastition@nrmk.com
CA RE Lic. #01119647

GEOFF LUDWIG

Exec. Managing Director
t 310-491-2077
geoff.ludwig@nrmk.com
CA RE Lic. #01232244

ZACHARY CAINE

Associate Director
t 310-491-2089
zachary.caine@nrmk.com
CA RE Lic. #02062263


21515-21615 HAWTHORNE BOULEVARD

DEL AMO CROSSING

Del Amo Crossing is a reinvigorated landmark centerpiece conveniently located in the center of Torrance's robust business district. Remodeled in a mid-century vibe with numerous exterior upgrades and glamorous architectural style, the unique 8-building campus setting is designed with all of the conveniences needed throughout the day - and beyond. Located just steps from major hotel chains, prominent businesses and a full range of restaurants, cafes, and shopping, Del Amo Crossing offers an ideal location for attracting key talent throughout the region.

The mixed use campus caters to both office and medical users. The 12-story office tower has unsurpassed city views with spec suites immediately available to lease in a variety of sizes. The 5-story building and the 4 pavilion buildings offer medical users complete customization with build-to-suit floor plates of up to 18,446 SF.

With the addition of a 5-story parking structure, Del Amo Crossing can offer office users 3.0/1,000 parking and medical users 4.0/1,000 parking, as well as ample parking for its retail vendors - 24 Hour Fitness SuperSport Club, First Bank, and Urban Plates.



21515-21615 HAWTHORNE BOULEVARD

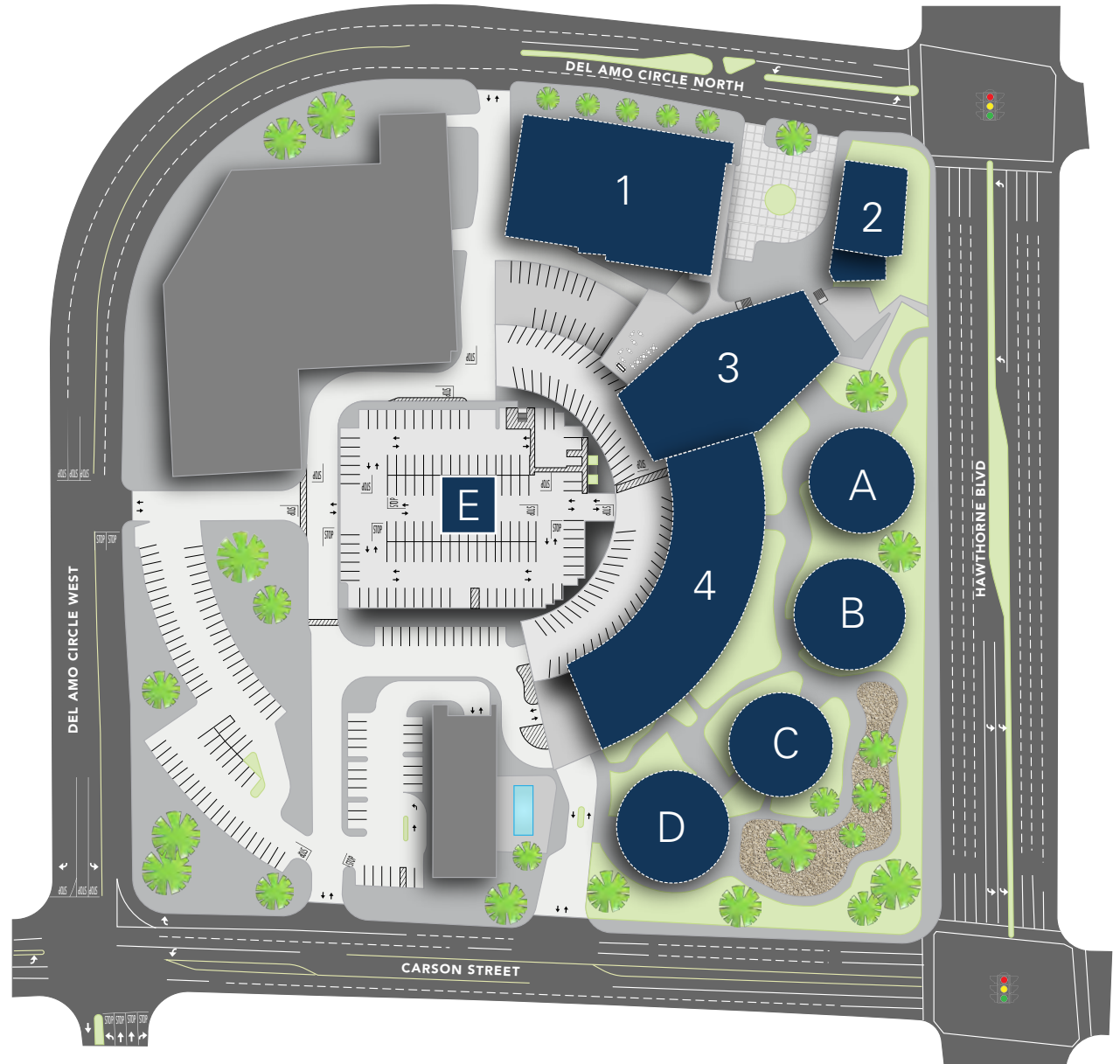
Campus Highlights

- Fully renovated campus in mid-century modern vibe
- Recently renovated lobbies with upgraded elevator cabs
- Unique site with open walkways & green spaces
- Ample parking for office and medical users in the 5-story parking structure
- Prominent location in the heart of the Central Torrance business district
- Amazing dining and shopping amenities within a 1-mile radius
- Low gross receipts tax in City of Torrance
- Centrally located near major Hospitals and Medical Centers: Providence Little Company of Mary, Children's Hospital LA, Kaiser Permanente, Torrance Memorial Medical Center, UCLA Health, and Harbor-UCLA Medical Center
























Campus Map

- 1** 24-Hour Fitness
SuperSport Club
- 2** Urban Plates /
First Bank
- 3** 12-Story Office Tower
21515 Hawthorne Blvd.
- 4** 5-Story Medical / Office
21535 Hawthorne Blvd.
- A** Pavilion A
21525 Hawthorne Blvd.
- B** Pavilion B
21545 Hawthorne Blvd.
- C** Pavilion C
21605 Hawthorne Blvd.
- D** Pavilion D
21615 Hawthorne Blvd.
- E** Parking Structure
Monthly Rate:
\$70.00 Per Stall
3.0/1,000 Ratio for Office Users
4.0/1,000 Ratio for Medical Users



21515-21615 HAWTHORNE BOULEVARD

Office Availability | 21515 Hawthorne Boulevard | 12-Story

SUITE	SQUARE FEET	AVAILABLE	OFFICE LEASE RATE	CLICK FLOOR PLAN	CLICK 3D TOUR HYPOTHETICAL
365	2,242 RSF	Immediately	\$3.05 PSF, Full Service Gross		-
400	1,772 - 3,800 RSF	Immediately	\$3.05 PSF, Full Service Gross		
490	2,364 RSF	Immediately	\$3.05 PSF, Full Service Gross		
530	1,519 RSF	Immediately	\$3.05 PSF, Full Service Gross		-
601	830 RSF	7/1/2026	\$3.20 PSF, Full Service Gross		-
690	2,120 RSF	Immediately	\$3.20 PSF, Full Service Gross		
715	5,535 RSF	Immediately	\$3.20 PSF, Full Service Gross		-
730	5,074 RSF	Immediately	\$3.20 PSF, Full Service Gross		-
840	1,859 - 3,916 RSF	Immediately	\$3.20 PSF, Full Service Gross		-
850	2,057 - 3,916 RSF	Immediately	\$3.20 PSF, Full Service Gross		-
980	5,702 RSF	Immediately	\$3.20 PSF, Full Service Gross		-
1000	1,798 - 4,253 RSF	Immediately	\$3.20 PSF, Full Service Gross		-
1030	3,211 RSF	Immediately	\$3.20 PSF, Full Service Gross		-
1059	2,455 - 4,253 RSF	Immediately	\$3.20 PSF, Full Service Gross		-
1085	4,609 RSF	Immediately	\$3.20 PSF, Full Service Gross		-
1110	1,852 RSF	Immediately	\$3.20 PSF, Full Service Gross		
1140	2,273 RSF	Immediately	\$3.20 PSF, Full Service Gross		-



12-Story Tower







Monument Sign

21515-21615 HAWTHORNE BOULEVARD


Medical / Office Availability

5-Story Building 21535 Hawthorne Boulevard

SUITE	SQUARE FEET	AVAILABLE	MEDICAL LEASE RATE	OFFICE LEASE RATE	CLICK FLOOR PLAN
250	7,002 RSF	Immediately	\$3.70 PSF, FSG	\$3.20 PSF, FSG	
3rd Fl	18,446 RSF	Build to Suit	\$3.70 PSF, FSG	\$3.20 PSF, FSG	
585	2,804 RSF	Immediately	\$3.70 PSF, FSG	\$3.20 PSF, FSG	
5th Fl	15,642 RSF	Build to Suit	\$3.70 PSF, FSG	\$3.30 PSF, FSG	



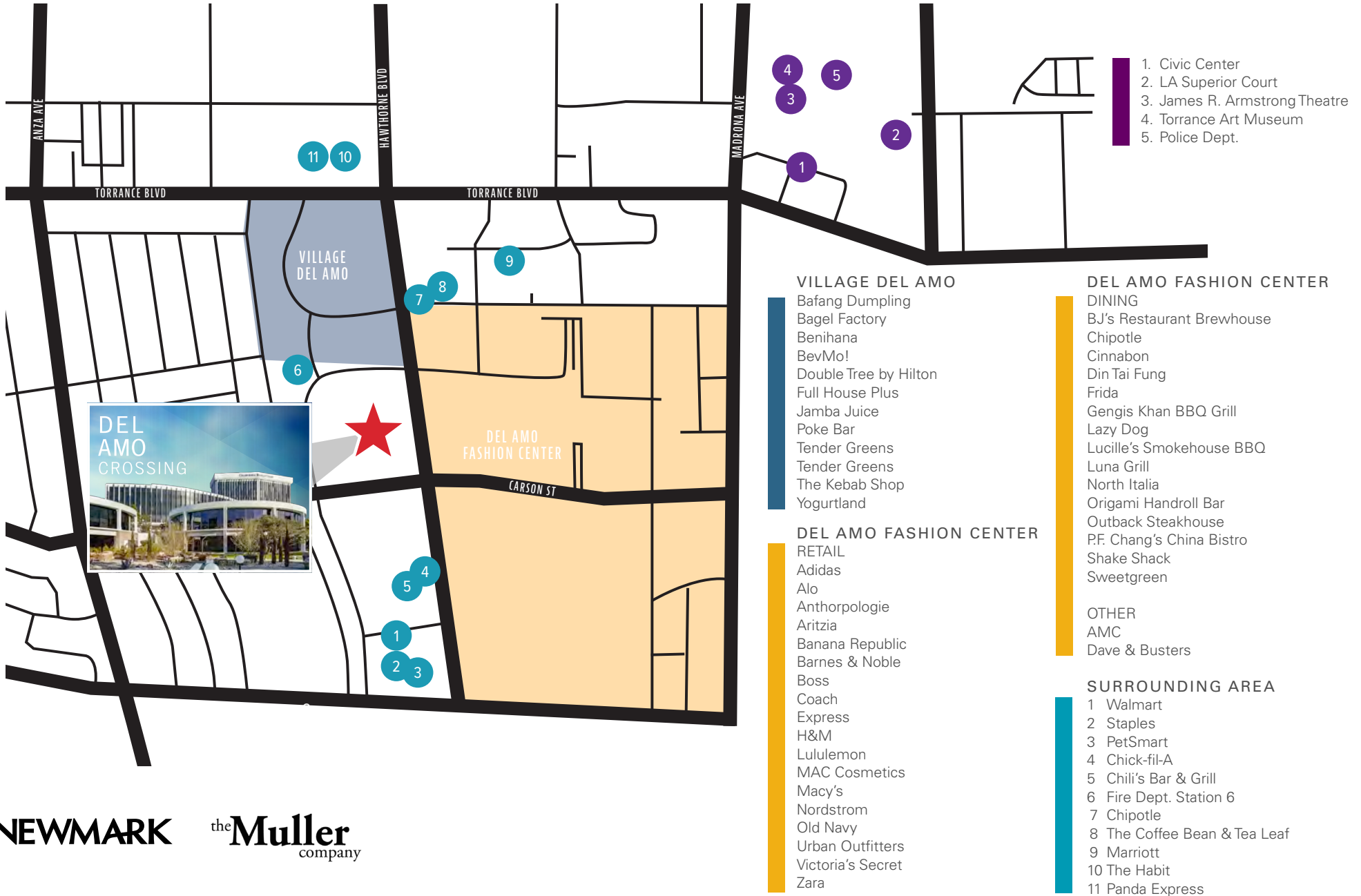
Pavilions 21605-21615 Hawthorne Boulevard

SUITE	SQUARE FEET	AVAILABLE	MEDICAL LEASE RATE	OFFICE LEASE RATE	CLICK FLOOR PLAN
21605 Pav C / 110	1,653-4,510 RSF	Immediately	\$3.80 PSF, FSG	\$3.30 PSF, FSG	





Amenity Map



DEL AMO CROSSING

21515-21615 HAWTHORNE BLVD.
TORRANCE, CA

EP WEALTH ADVISORS

CALIFORNIA BANK & TRUST

DELAMOCROSSING.COM

Corporate License #01355491

The distributor of this communication is performing acts for which a real estate license is required. The information contained herein has been obtained from sources deemed reliable but has not been verified and no guarantee, warranty or representation, either express or implied, is made with respect to such information. Terms of sale or lease and availability are subject to change or withdrawal without notice.

NEWMARK

the **Muller**
company

ERIC LASTITION

Exec. Managing Director
t 310-491-2047
eric.lastition@nrmk.com
CA RE Lic. #01119647

GEOFF LUDWIG

Exec. Managing Director
t 310-491-2077
geoff.ludwig@nrmk.com
CA RE Lic. #01232244

ZACHARY CAINE

Associate Director
t 310-491-2089
zachary.caine@nrmk.com
CA RE Lic. #02062263