



Asking Rate:

\$3,000 Per Month
Gross (\$14.40 Per SF)

FOR LEASE

Freestanding Retail Building

31062 Ecorse Road in Romulus, MI

Property Highlights

- 2,500 Total Square Feet
- Former Bank with Drive-Thru
- Ideal Uses: Bank, Medical, Office, Retail, etc.
- Prime Ecorse Road Frontage in Airport District
- High Traffic Area – Excellent Visibility
- On-Site Parking
- Immediate Availability

CONTACT US



Noor Kalasho

248 225 3333
noor.kalasho@colliers.com

Colliers Detroit



400 W 4th Street, Suite 350
Royal Oak, MI 48067
colliers.com/detroit



2,500 SF FREESTANDING RETAIL

Colliers

Property Photos



2,500 SF FREESTANDING RETAIL



Property Aerial



2,500 SF FREESTANDING RETAIL

Colliers

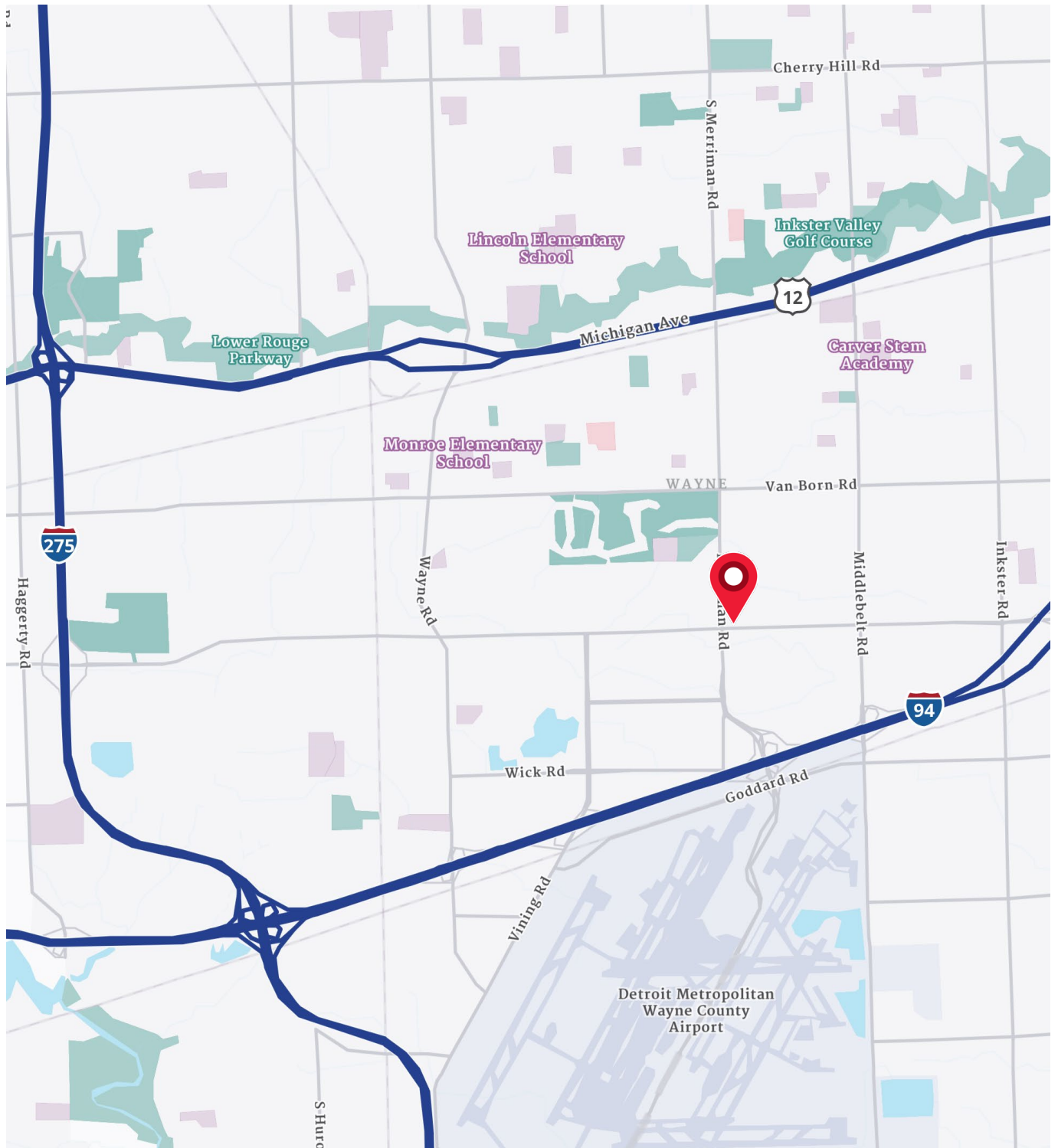
Merchant Map



2,500 SF FREESTANDING RETAIL

Colliers

Location Map



Noor Kalasho
248 225 3333
noor.kalasho@colliers.com

We have no reason to doubt the accuracy of information contained herein, but we cannot guarantee it. All information should be verified prior to purchase and/or lease.

Demographics

CURRENT YEAR SUMMARY	1 MILE RADIUS	3 MILE RADIUS	5 MILE RADIUS
Total Population	1,578	43,234	172,737
Total Households	714	17,358	70,611
Total Family Households	407	10,454	43,476
Average Household Size	2.19	2.46	2.42
Median Age	39.6	37.6	38.7
Population Age 25+	1,108	29,376	120,475
2010 – 2020 Population: Annual Growth Rate (CAGR)	-0.14%	0.13%	0.14%
2020 – 2025 Population: Annual Growth Rate (CAGR)	-0.41%	-0.49%	-0.55%
5 YEAR PROJECTED TRENDS: ANNUAL RATE			
Population	-0.40%	-0.42%	-0.43%
Households	-0.08%	-0.09%	-0.09%
Families	-0.30%	-0.30%	-0.28%
Median Household Income	3.06%	2.42%	2.12%
CURRENT YEAR POPULATION BY SEX			
Male Population / % Male	838 / 53.1%	21,036 / 48.7%	84,735 / 49.0%
Female Population / % Female	740 / 46.9%	22,198 / 51.3%	88,002 / 51.0%
INCOME & HOUSEHOLDS SUMMARY			
Median Household Income	\$61,012	\$545,775	\$62,363
Average Household Income	\$77,309	\$70,523	\$77,827
Per Capita Income	\$33,405	\$28,582	\$31,835
SUMMARY BUSINESS DATA			
Total Businesses	177	1,444	4,312
Total Daytime Population	5,773	52,627	167,750
Daytime Population: Workers	4,934	28,417	74,229
Daytime Population: Residents	839	24,210	93,521

Data Notes:

- Household population includes persons not residing in group quarters. Average Household Size is the household population divided by total households. Persons in families include the householder and persons related to the householder by birth, marriage, or adoption.
- Income represents the preceding year, expressed in current dollars. Household income includes wage and salary earnings, interest dividends, net rents, pensions, SSI and welfare payments, child support, and alimony.
- Per Capita Income represents the income received by all persons aged 15 years and over divided by the total population.