

# NORTHLAND PLAZA

## RETAIL FOR LEASE

2605-2777 NORTHLAND PLAZA DRIVE, COLUMBUS, OH 43231



**DAVIS GILLIE** ADVISOR

**MOBILE** 614.499.8411 | **DIRECT** 614.334.7802  
**DGILLIE@EQUITY.NET**



**MATT COOPER** SENIOR VICE PRESIDENT

**MOBILE** 614.403.4732 | **DIRECT** 614.334.7831  
**MCOOPER@EQUITY.NET**



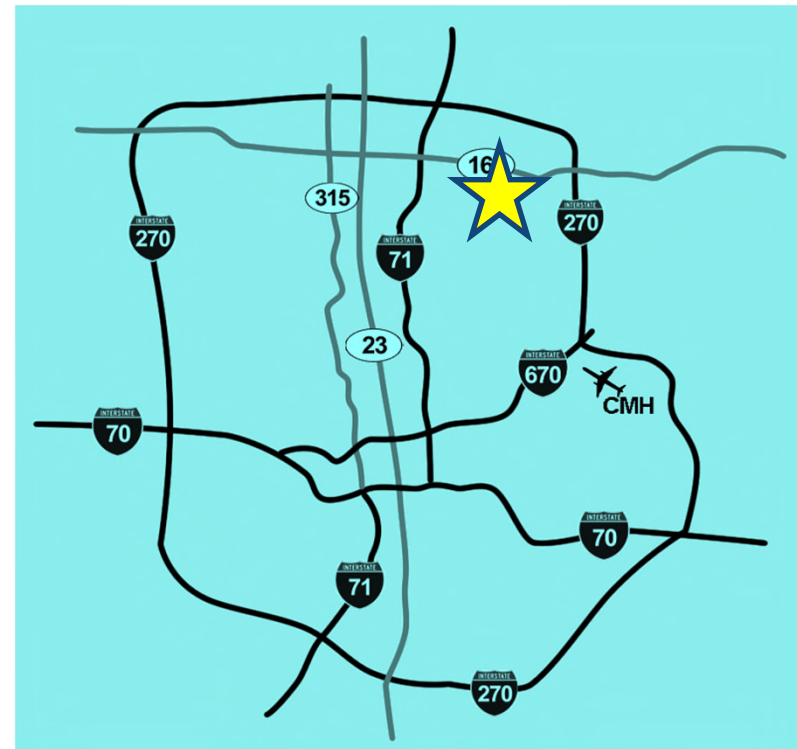
# PROPERTY HIGHLIGHTS

## NORTHLAND PLAZA

RETAIL FOR LEASE

2605-2777 NORTHLAND PLAZA DRIVE, COLUMBUS, OH 43231

- +/- 51,250 SF space available Sept. 2026 (\$6.00 psf NNN)
- +/- 13,560 SF space available now (\$10.00 psf NNN)
- +/- 7,500 SF building available now (\$12.00 psf NNN)
- +/- 2,332 SF space available now (\$12.00 psf NNN)
- 36,661 vehicles per day on Dublin Granville Road (State Route 161)
- Good visibility with prominent pylon signage
- Ample parking
- \$2.75 psf estimated operating expenses



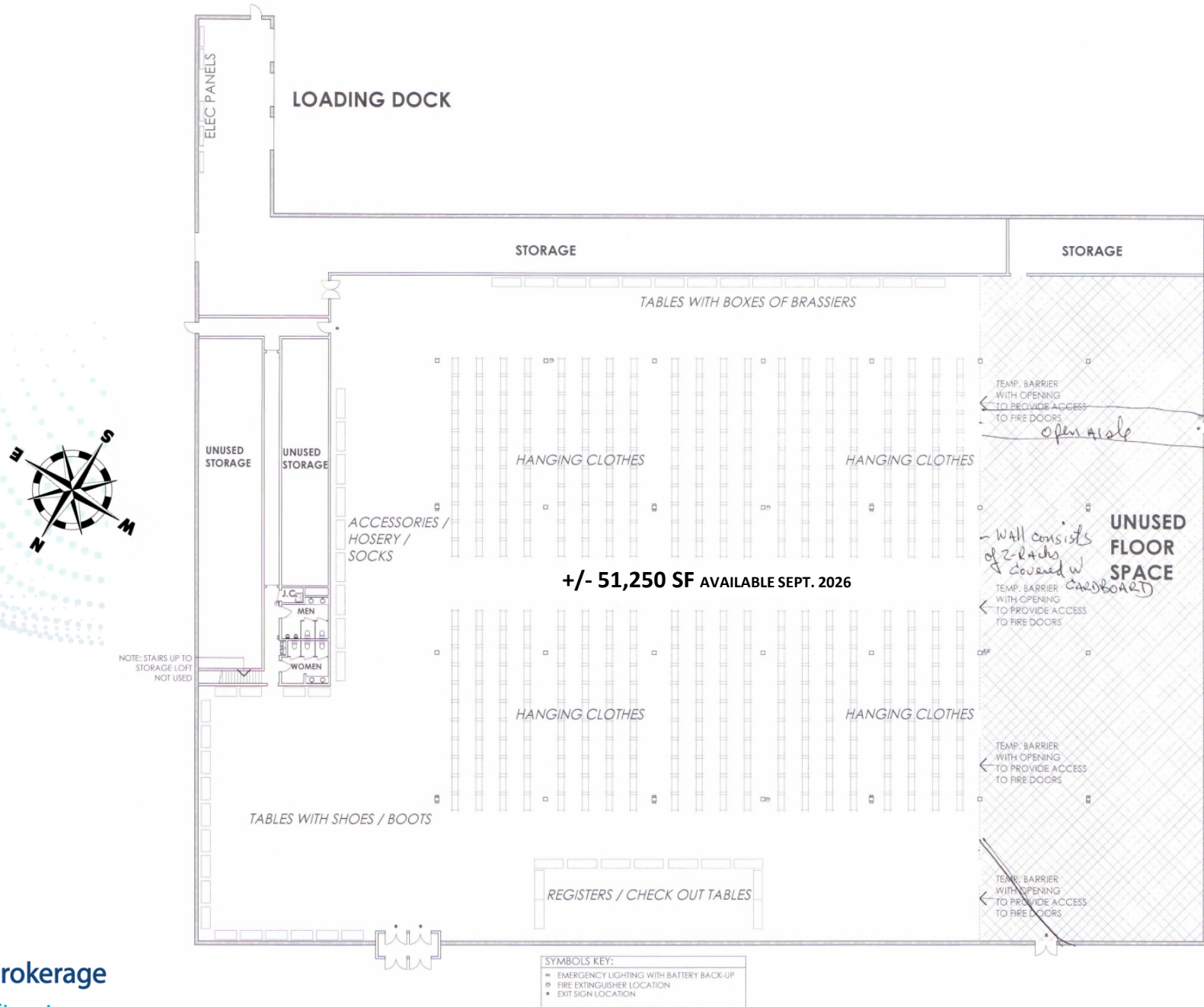
# BUILDING PLAN



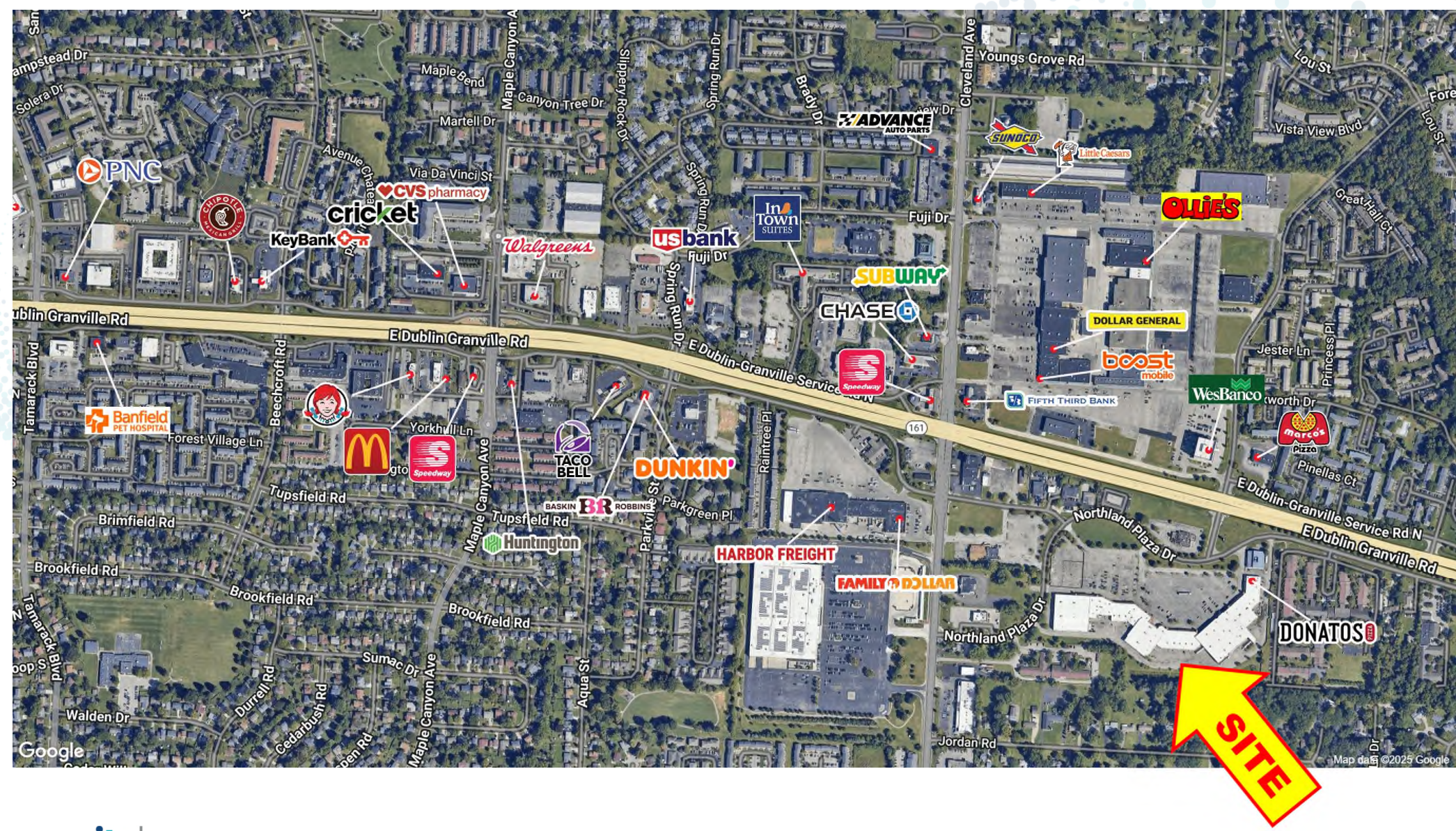
	TENANT	SF
A	SCARE-A-TORIUM	40,000
A01	DONATO'S PIZZA	1,600
A02	GNC	1,600
A03A	IFTIN CHILD CARE	10,752
A07	AVAILABLE	13,560
B	AVAILABLE	51,250
B01	Leased	9,560
B03	Leased	3,500
B04	Leased	6,390
B05	FAMILY THRIFT	1,470
C	FAMILY THRIFT	27,566
C01	FAMILY THRIFT	1,470
C02	AVAILABLE	2,332
C03	CYBER CONNECTIONS	3,085
C04	ADULT DAY CARE	996
C05	ADULT DAY CARE	1,523
C06	ADULT DAY CARE	3,892
C08A	ADULT DAY CARE	5,700
C09A	BLOOD PLASMA	5,100
C11	BLOOD PLASMA	2,700
C12	BLOOD PLASMA	4,800
LL01	STEAK 'N SHAKE	3,700
LL02	AVAILABLE	0.99 AC
LL04	FIESTA JALISCO	5,696
LL05	AVAILABLE	1.13 AC
LL07	AVAILABLE	7,500



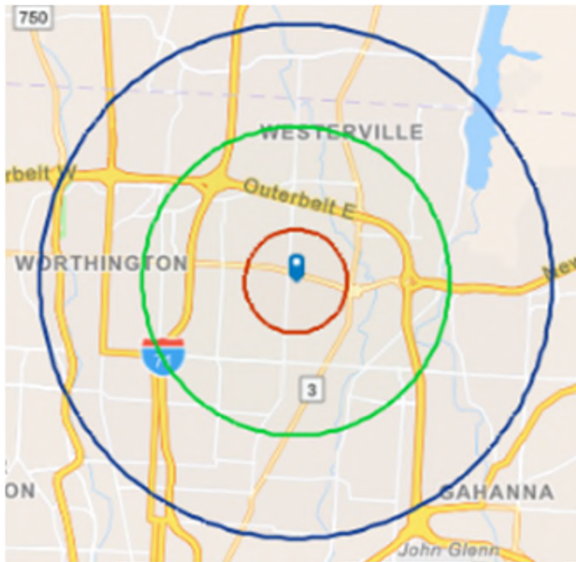
# SPACE PLAN: SUITE B



# AERIAL



# 1-MILE RADIUS DEMOS



## KEY FACTS

**21,770**  
Population

**2.6**  
Average  
Household Size

**34.3**  
Median Age

**\$61,045**  
Median Household Income

## BUSINESS

**578**

Total Businesses

**5,517**

Total Employees

## EDUCATION

**11%**

No High School  
Diploma

**33%**

High School  
Graduate

**31%**

Some  
College

**25%**

Bachelor's/Grad/Prof  
Degree

## INCOME



**\$28,640**  
Per Capita  
Income



**\$61,045**  
Median  
Household  
Income



**\$75,190**  
Average  
Household  
Income

## EMPLOYMENT

**51.8**  
White  
Collar %

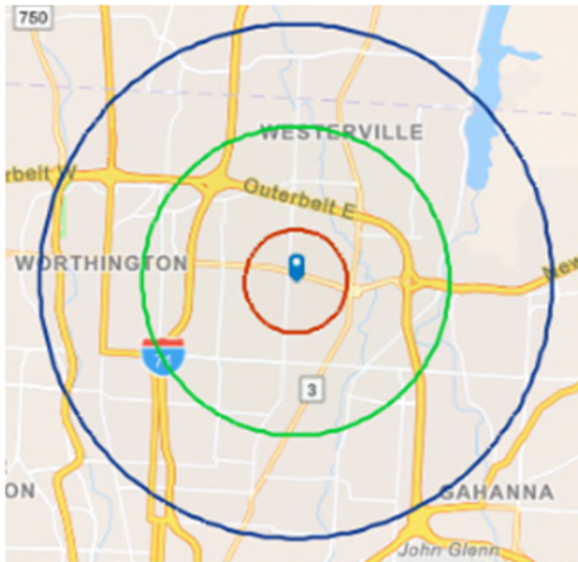
**28.9**  
Blue  
Collar %

**19.2**  
Services  
%

**equity** | brokerage

The information contained herein has been obtained from the property owner or other sources that we deem reliable. Although we have no reason to doubt its accuracy, no representation or warranty is made regarding the information, and the property is offered "as is." The submission may be modified or withdrawn at any time by the property owner.

# 3-MILE RADIUS DEMOS



## KEY FACTS

**131,497**  
Population

**2.5**  
Average  
Household Size

**35.1**  
Median Age

**\$61,889**  
Median Household Income

## BUSINESS

**4,845**

Total Businesses

**63,315**

Total Employees

## EDUCATION

**12%**

No High School  
Diploma

**28%**

High School  
Graduate

**28%**

Some  
College

**32%**

Bachelor's/Grad/Prof  
Degree

## INCOME



**\$32,297**  
Per Capita  
Income



**\$61,889**  
Median  
Household  
Income



**\$82,514**  
Average  
Household  
Income

## EMPLOYMENT

**58.4**  
White  
Collar %

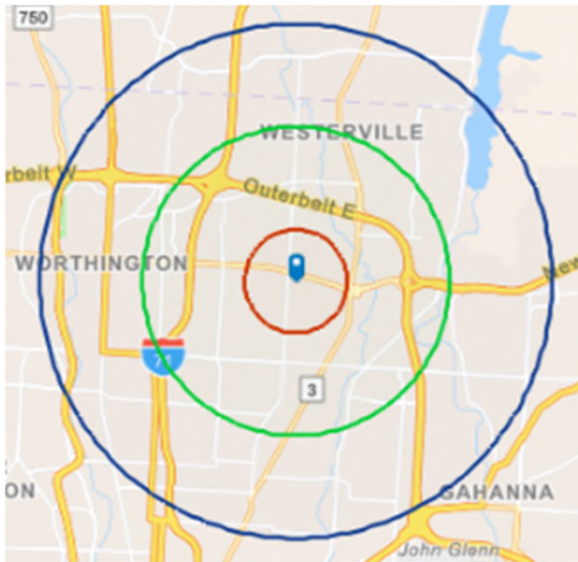
**22.8**  
Blue  
Collar %

**18.8**  
Services  
%

**equity** | brokerage

The information contained herein has been obtained from the property owner or other sources that we deem reliable. Although we have no reason to doubt its accuracy, no representation or warranty is made regarding the information, and the property is offered "as is." The submission may be modified or withdrawn at any time by the property owner.

# 5-MILE RADIUS DEMOS



## KEY FACTS

**309,244**  
Population

**2.4**  
Average  
Household Size

**36.7**  
Median Age

**\$75,803**  
Median Household Income

## BUSINESS



**11,784**

Total Businesses



**155,154**

Total Employees

## EDUCATION



**9%**

No High School  
Diploma



**23%**

High School  
Graduate



**25%**

Some  
College



**43%**

Bachelor's/Grad/Prof  
Degree

## INCOME



**\$41,528**

Per Capita  
Income



**\$75,803**

Median  
Household  
Income



**\$101,234**

Average  
Household  
Income

## EMPLOYMENT



**66.0**

White  
Collar %



**17.9**

Blue  
Collar %



**16.1**

Services  
%

**equity** | brokerage

The information contained herein has been obtained from the property owner or other sources that we deem reliable. Although we have no reason to doubt its accuracy, no representation or warranty is made regarding the information, and the property is offered "as is." The submission may be modified or withdrawn at any time by the property owner.