



Industrial Building Sublease

19050 NE Sandy Blvd Gresham, OR 97230

Overview

Available Premises	137,991 SF, divisible to ~70,000 - 78,000 SF
Rental Rate	Please call for rates
Term	Through January 31, 2033
Clear Height	32'
Sprinklers	ESFR
Dock Loading	24 dock high doors on north face
Grade Loading	Two 14' x 14' roll-up doors on north, plus two grade level drive-in doors
Power	277a/480v 3 phase, 2000 amps
Columns	52' x 50'
Parking	Per site plan

Space Specs

- Building completed in 2022
- Office build-out (+/- 3,200 SF)
- Large breakroom and employee amenity area
- Training room and conference space
- Dedicated IT/server room
- Bike storage room
- Secure parking field and truck court
- Radiant warehouse heat

For more information:



Sean Heaton
503.320.1961
sheaton@cresa.com



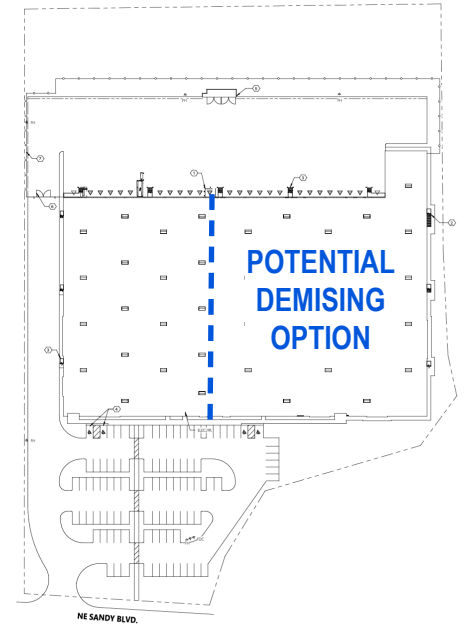
Sean Connors
503.886.8689
sconnors@cresa.com



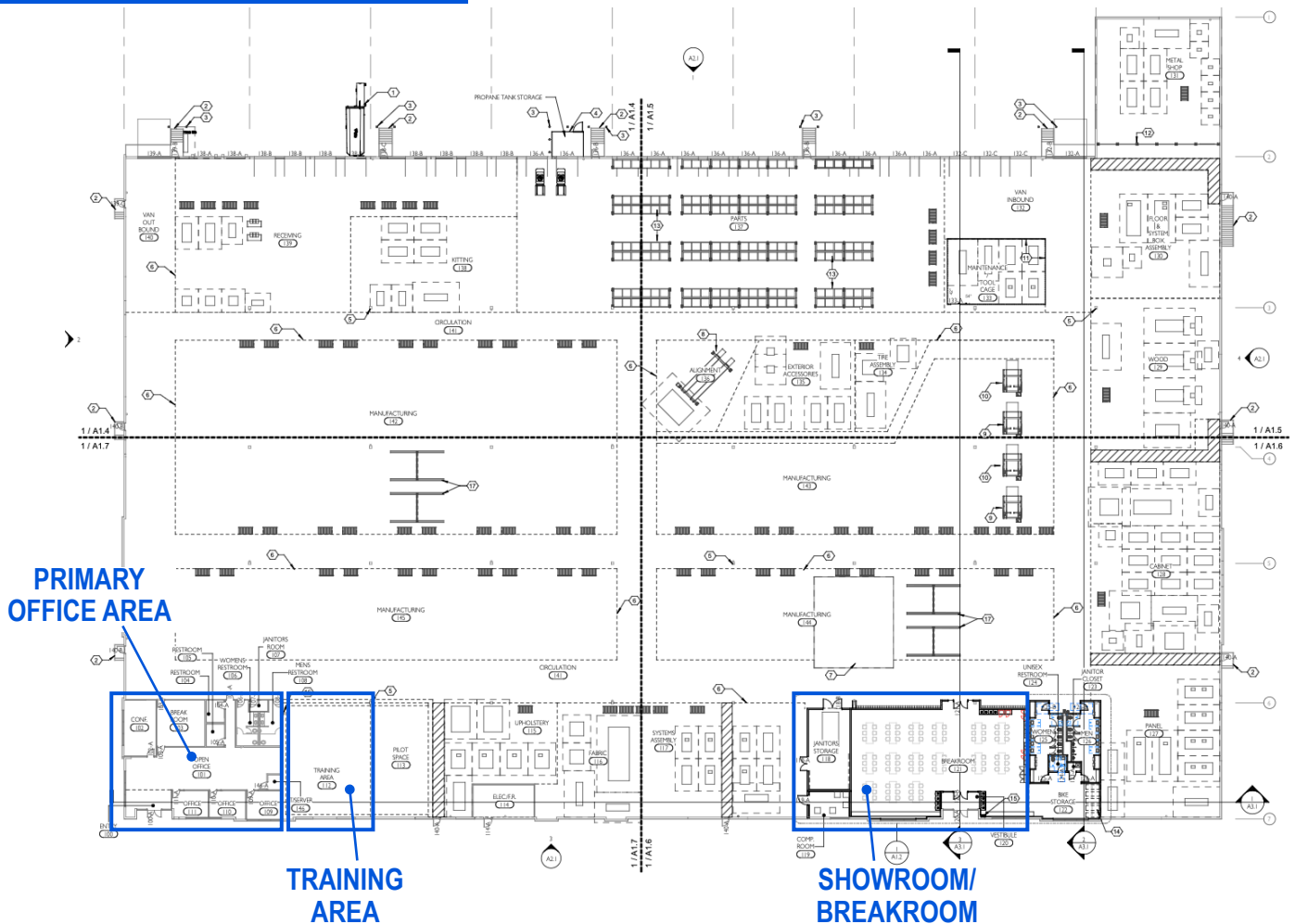
Isaiah Johnson
503.347.1526
ijohnson@cresa.com

19050 NE Sandy Blvd Gresham, OR 97230


Building Site Plan


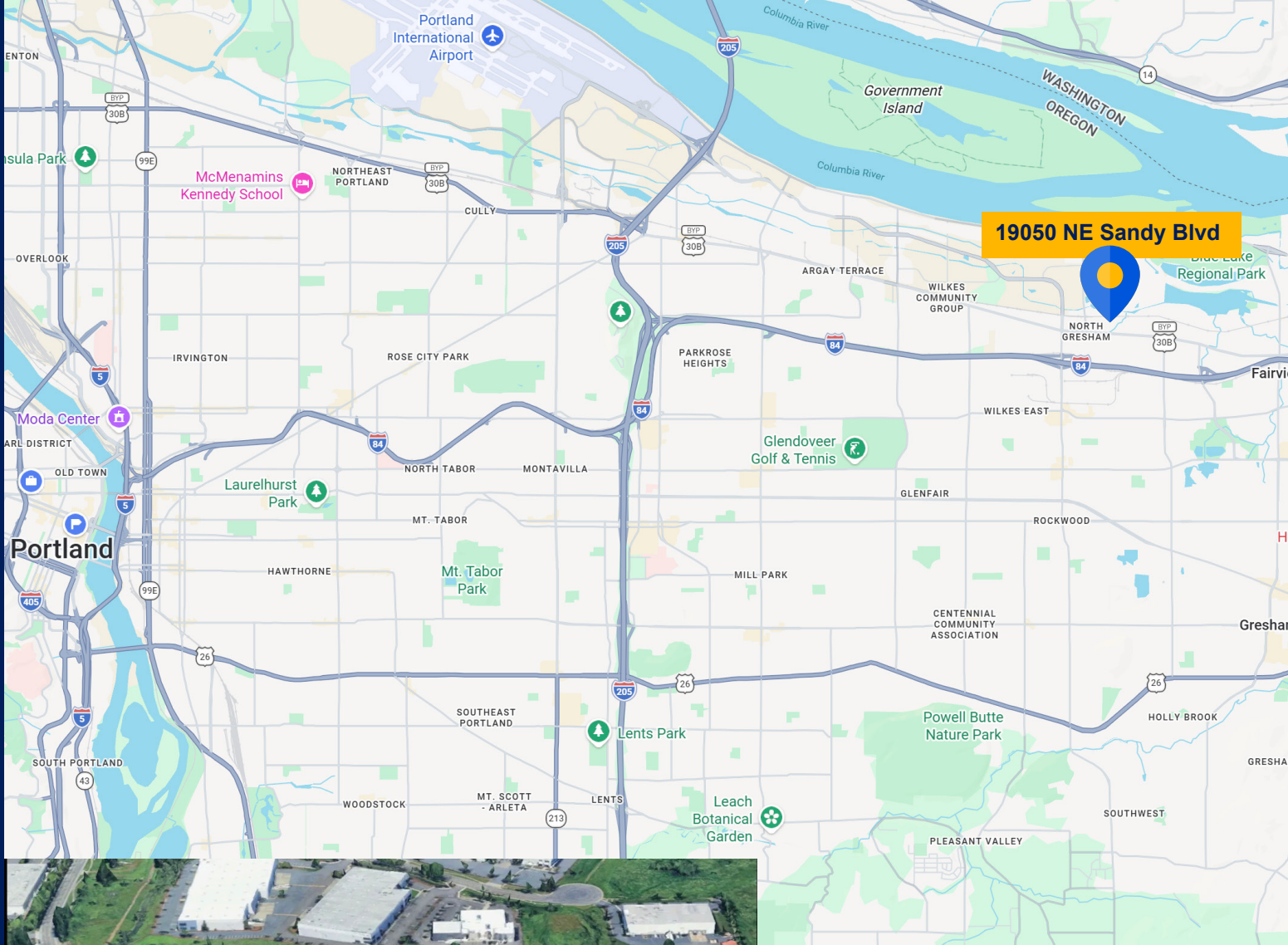


Floor Plan



**19050 NE Sandy Blvd
Gresham, OR 97230**





Industrial Building Sublease

**19050 NE Sandy Blvd
Gresham, OR 97230**

For more information:



Sean Heaton
503.320.1961
sheaton@cresa.com



Sean Connors
503.886.8689
sconnors@cresa.com



Isaiah Johnson
503.347.1526
ijohnson@cresa.com