



Farmer Industrial Center

9185 & 9245 S Farmer Ave, Tempe, AZ

BROKER CONTACTS

Leasing Brochure



JACKIE ORCUTT
Executive Vice President
+1 602 735 1978
jackie.orcutt@cbre.com



JONATHAN TEETER
Senior Vice President
+1 602 810 8373
jonathan.teeter@cbre.com



NEIL SCHULER
Associate
+1 949 370 3135
neil.schuler@cbre.com



ANDREW MCCURDY
Associate
+1 602 558 7997
andrew.mccurdy@cbre.com

Farmer Industrial Center

9185 & 9245 S Farmer Ave, Tempe, AZ

PROPERTY FEATURES

 **1997**
Year Built

 **Sprinkler**
Fire Protection

 **277/480V**
Power

 **248**
Parking Spaces

 **±93,903**
Square Feet

- ±93,903 SF Total Building Area
- ±5.99 Acres
- 20' Clearance Height
- Dock & Grade Level Loading
- Built in 1997
- GID City of Tempe Zoning
- 8 Suites, Diversified Tenant Base
- ±5,555 - ±23,582 SF Unit Size Range
- 248 Parking Spaces
- 277/480 Volts Equipped
- Ingress/Egress by La Vieve Ln, Knox Road & Farmer Ave



BROKER CONTACTS



JACKIE ORCUTT
Executive Vice President
+1 602 735 1978
jackie.orcutt@cbre.com



JONATHAN TEETER
Senior Vice President
+1 602 810 8373
jonathan.teeter@cbre.com



NEIL SCHULER
Associate
+1 949 370 3135
neil.schuler@cbre.com

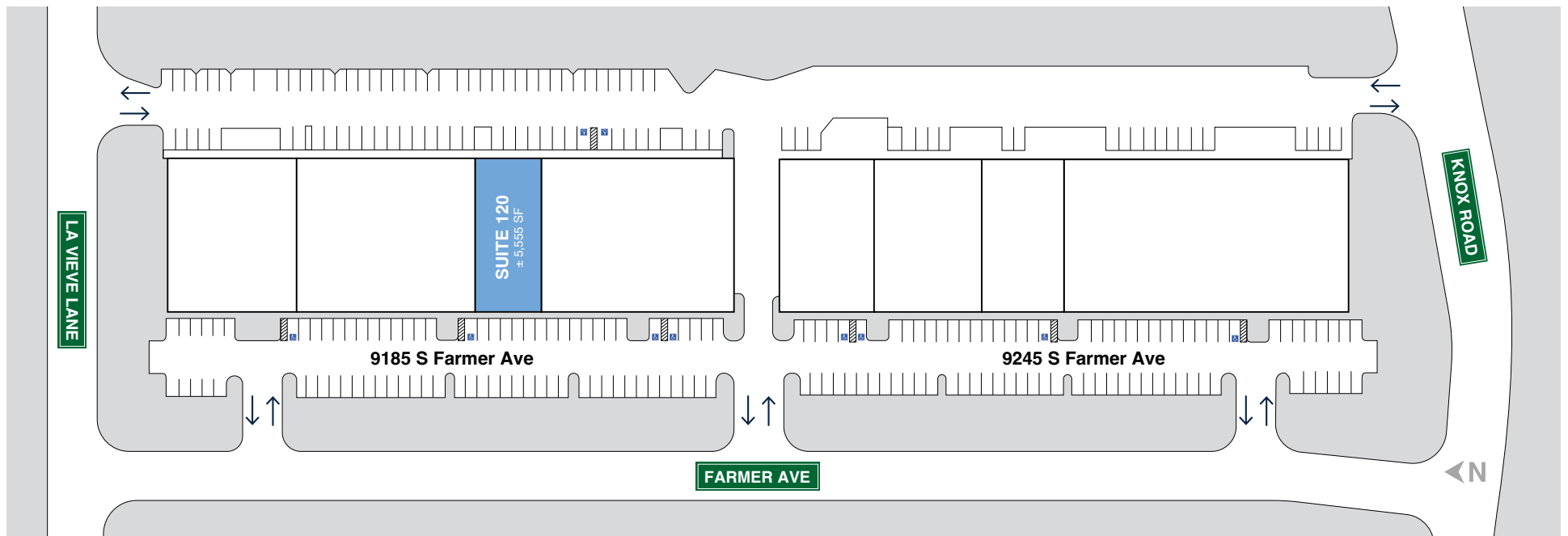


ANDREW MCCURDY
Associate
+1 602 558 7997
andrew.mccurdy@cbre.com

Farmer Industrial Center

AVAILABLE UNITS

Building	Suite	SF	Loading
9185	120	±5,555	2 GL Doors



BROKER CONTACTS



JACKIE ORCUTT
Executive Vice President
+1 602 735 1978
jackie.orcutt@cbre.com



JONATHAN TEETER
Senior Vice President
+1 602 810 8373
jonathan.teeter@cbre.com



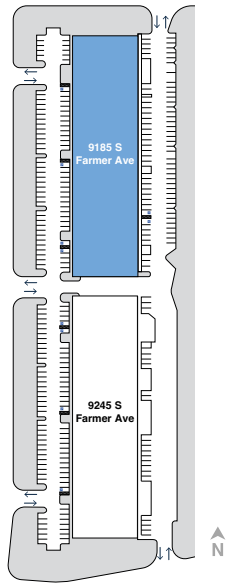
NEIL SCHULER
Associate
+1 949 370 3135
neil.schuler@cbre.com



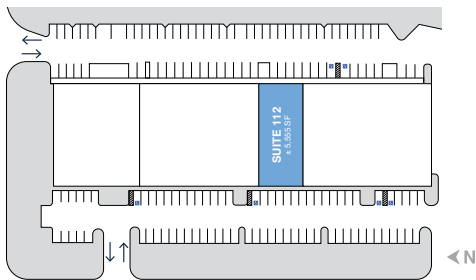
ANDREW MCCURDY
Associate
+1 602 558 7997
andrew.mccurdy@cbre.com

Farmer Industrial Center

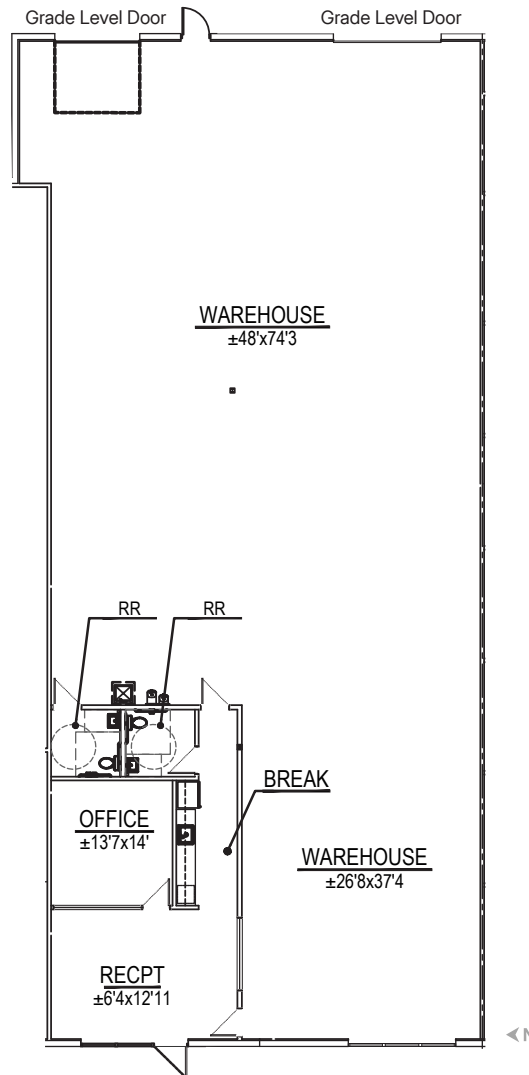
Site Plan Key



Building Plan Key



NOT TO SCALE
ALL MEASUREMENTS
ARE APPROXIMATE





9185 S Farmer Ave, Tempe | Suite 120

Size	±5,555 SF
Office SF	±805 SF
Clear Height	20'
Cooling	HVAC
Power	1 panel at 400Amps 277/480V 1 panel at 225Amps 208/120V
Loading	2 GL Doors



Farmer Industrial Center



BROKER CONTACTS



JACKIE ORCUTT
Executive Vice President
+1 602 735 1978
jackie.orcutt@cbre.com



JONATHAN TEETER
Senior Vice President
+1 602 810 8373
jonathan.teeter@cbre.com

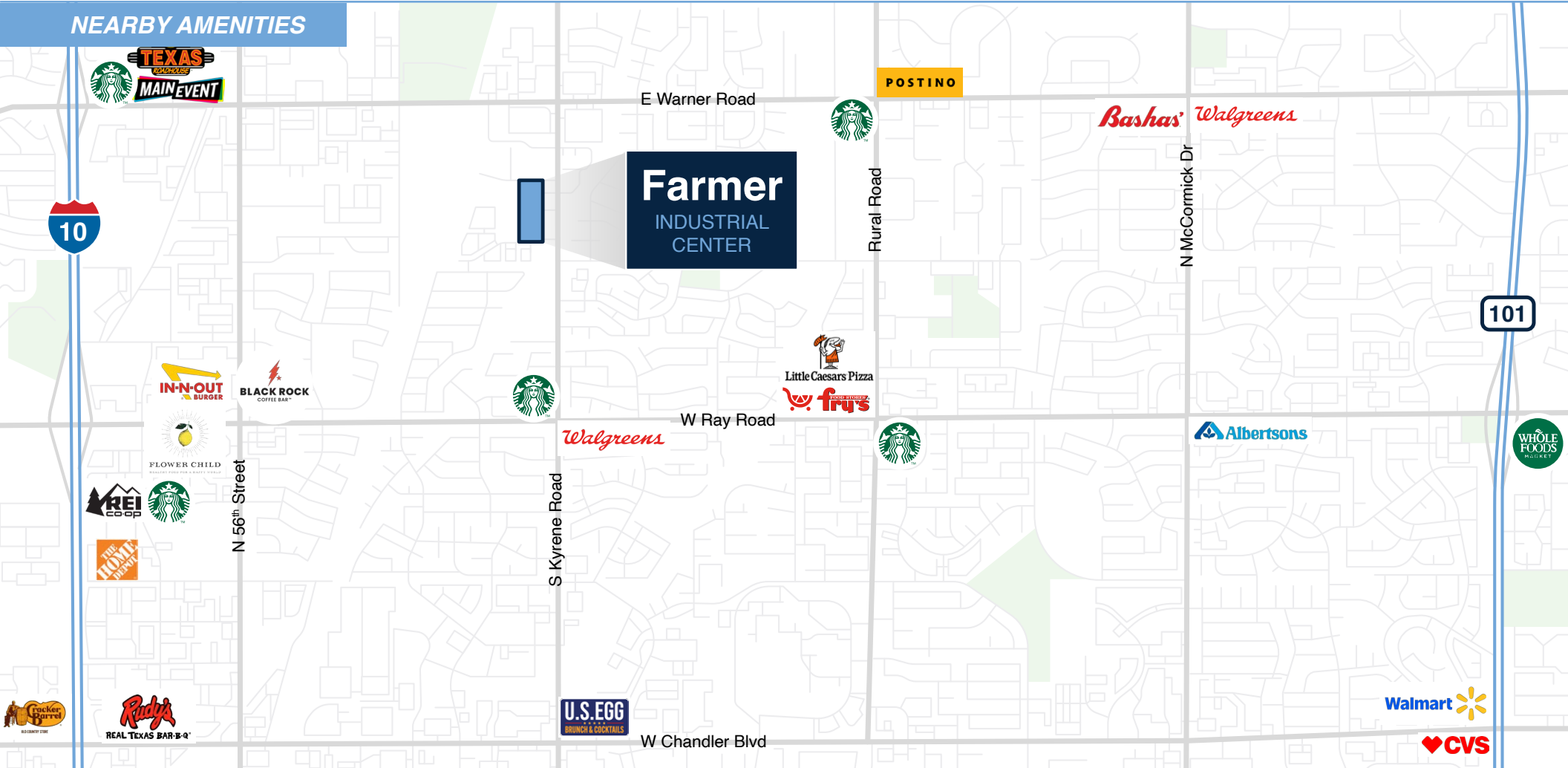


NEIL SCHULER
Associate
+1 949 370 3135
neil.schuler@cbre.com



ANDREW MCCURDY
Associate
+1 602 558 7997
andrew.mccurdy@cbre.com

Farmer Industrial Center



BROKER CONTACTS



JACKIE ORCUTT
Executive Vice President
+1 602 735 1978
jackie.orcutt@cbre.com



JONATHAN TEETER
Senior Vice President
+1 602 810 8373
jonathan.teeter@cbre.com



NEIL SCHULER
Associate
+1 949 370 3135
neil.schuler@cbre.com



ANDREW MCCURDY
Associate
+1 602 558 7997
andrew.mccurdy@cbre.com