

ACWORTH VILLAGE RETAIL CENTER

8492 Hiram Acworth Hwy | Dallas, GA



BROKER: DEBRA SEVER



PROPERTY FEATURES

GLA (SF)	21,082
YEAR BUILT	2008
NUMBER OF STORIES	1
NUMBER OF BUILDINGS	1



POPULATION

1.00 MILE	3.00 MILE	5.00 MILE
5,645	38,453	83,431



AVERAGE HOUSEHOLD INCOME

1.00 MILE	3.00 MILE	5.00 MILE
\$102,219	\$120,876	\$118,527



NUMBER OF HOUSEHOLDS

1.00 MILE	3.00 MILE	5.00 MILE
1,761	12,051	26,662

THE SPACE

Location	8492 Hiram Acworth Hwy, Dallas, GA, 30157
COUNTY	Paulding
APN	013209
Cross Street	Highway 92
Square Feet	1,575
Lease Type	NNN
Floor	Ground

Notes The previous martial arts studio has left a legacy of a well-maintained space with ample lighting, creating an inviting atmosphere for your customers. With a spacious and adaptable floor plan, this 1,575 square feet space offers a blank canvas for your unique vision. Whether you're planning to launch a fitness studio, boutique retail shop, wellness center, or any other innovative concept, this space is ready to accommodate your business needs.



Location Summary

- Great location at busy North Paulding Crossroads area. Located at the busiest intersection of North Paulding: Cedarcrest Road and Highway 92, and situated among award-winning communities of Brookstone, Seven Hills and Bentwater. This is a family-friendly center with tenants that include day care, nursing school, barber shop, lighting retailer, restaurant, hair salon, and a thriving church. Would be the perfect location for a dance studio, gymnastics center, insurance office, and more.

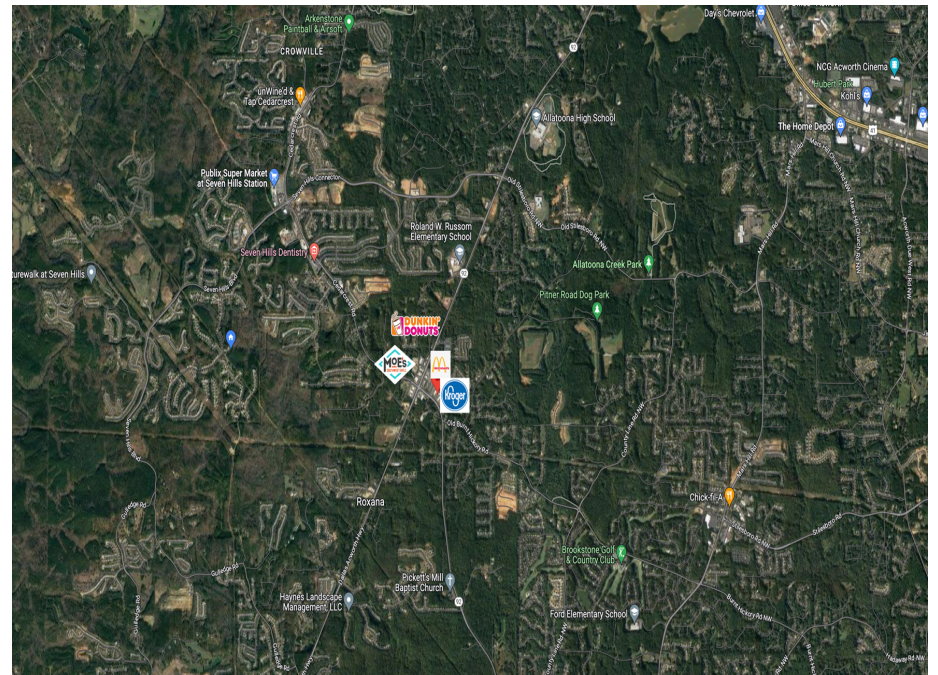
Locator Map



HIGHLIGHTS

- Located at the busiest intersection of North Paulding - Cedarcrest and Highway 92.
- Close to Brookstone, Seven Hills, and Bentwater communities.
- Tenants include Day Care, Martial Arts, Dance Studio, Barber Shop, and a thriving church.
- 1 Office, 2 Restrooms, and Reception Area
- 40 Designated Parking Spots

Regional Map



POPULATION	1 MILE	3 MILE	5 MILE
2000 Population	2,200	17,197	41,570
2010 Population	4,509	30,639	68,783
2019 Population	5,645	38,453	83,431
2024 Population	6,302	43,362	93,705
2019 African American	868	4,940	10,596
2019 American Indian	19	117	251
2019 Asian	93	845	2,065
2019 Hispanic	403	2,398	5,185
2019 Other Race	128	625	1,378
2019 White	4,400	31,005	67,132
2019 Multiracial	137	912	1,978
2019-2024: Population: Growth Rate	11.15 %	12.15 %	11.75 %

2019 HOUSEHOLD INCOME	1 MILE	3 MILE	5 MILE
less than \$15,000	77	368	893
\$15,000-\$24,999	55	320	816
\$25,000-\$34,999	95	413	957
\$35,000-\$49,999	108	791	2,212
\$50,000-\$74,999	262	1,847	4,292
\$75,000-\$99,999	484	2,283	4,457
\$100,000-\$149,999	345	2,890	6,152
\$150,000-\$199,999	244	1,878	4,118
\$200,000 or greater	90	1,260	2,763
Median HH Income	\$87,056	\$100,031	\$97,820
Average HH Income	\$102,219	\$120,876	\$118,527

HOUSEHOLDS	1 MILE	3 MILE	5 MILE
2000 Total Housing	810	5,638	13,736
2010 Total Households	1,448	9,688	22,152
2019 Total Households	1,761	12,051	26,662
2024 Total Households	1,952	13,562	29,846
2019 Average Household Size	3.21	3.18	3.12
2000 Owner Occupied Housing	727	5,209	12,488
2000 Renter Occupied Housing	50	276	850
2019 Owner Occupied Housing	1,610	11,261	24,426
2019 Renter Occupied Housing	151	791	2,235
2019 Vacant Housing	120	590	1,186
2019 Total Housing	1,881	12,641	27,848
2024 Owner Occupied Housing	1,793	12,748	27,599
2024 Renter Occupied Housing	159	814	2,247
2024 Vacant Housing	160	714	1,339
2024 Total Housing	2,112	14,276	31,185
2019-2024: Households: Growth Rate	10.40 %	11.95 %	11.40 %

Source: esri

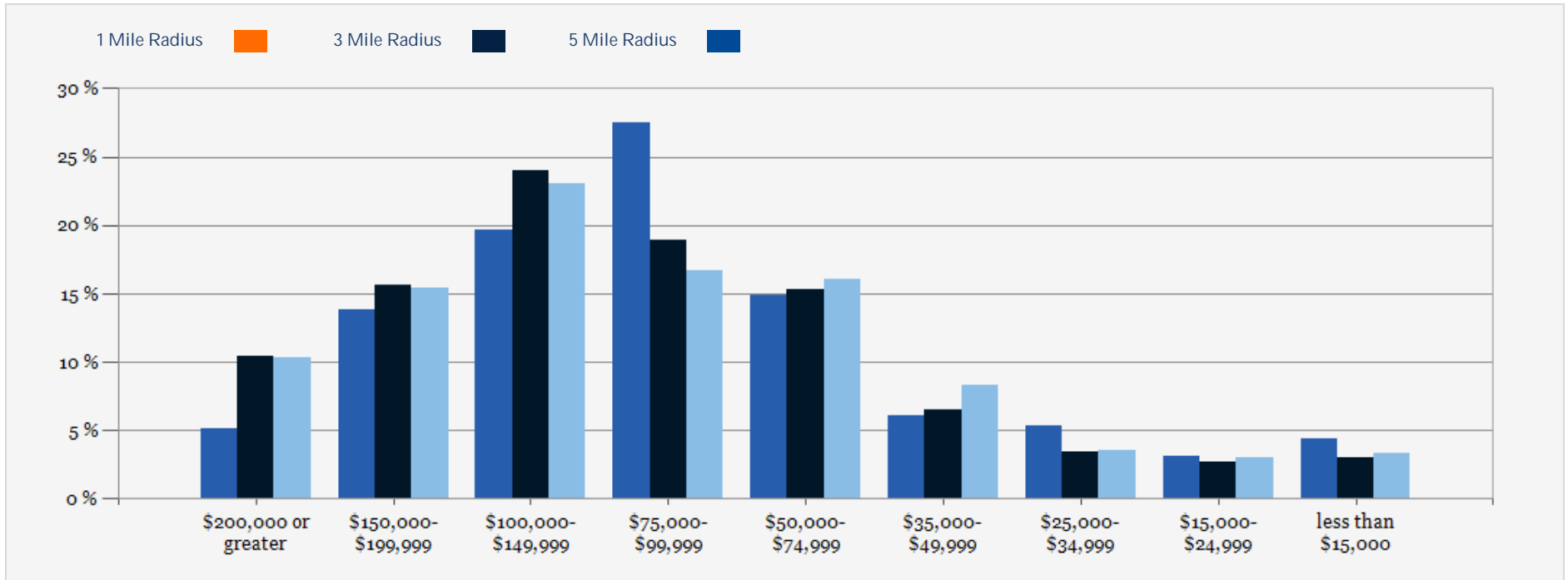
2019 POPULATION BY AGE	1 MILE	3 MILE	5 MILE
2019 Population Age 30-34	450	2,456	5,305
2019 Population Age 35-39	529	2,755	5,543
2019 Population Age 40-44	453	2,748	5,678
2019 Population Age 45-49	419	3,072	6,548
2019 Population Age 50-54	368	2,973	6,628
2019 Population Age 55-59	307	2,805	6,437
2019 Population Age 60-64	247	2,068	4,869
2019 Population Age 65-69	192	1,485	3,495
2019 Population Age 70-74	117	996	2,364
2019 Population Age 75-79	69	581	1,404
2019 Population Age 80-84	43	301	706
2019 Population Age 85+	30	222	555
2019 Population Age 18+	3,931	27,854	61,754
2019 Median Age	35	36	37

2019 INCOME BY AGE	1 MILE	3 MILE	5 MILE
Median Household Income 25-34	\$80,344	\$83,945	\$81,337
Average Household Income 25-34	\$90,805	\$97,754	\$96,847
Median Household Income 35-44	\$101,634	\$110,880	\$110,360
Average Household Income 35-44	\$114,710	\$128,214	\$126,302
Median Household Income 45-54	\$99,843	\$120,358	\$116,736
Average Household Income 45-54	\$119,211	\$142,871	\$139,089
Median Household Income 55-64	\$82,283	\$102,480	\$102,818
Average Household Income 55-64	\$98,428	\$129,285	\$128,925
Median Household Income 65-74	\$71,797	\$78,276	\$76,118
Average Household Income 65-74	\$76,965	\$98,718	\$97,851
Average Household Income 75+	\$58,768	\$64,430	\$62,062

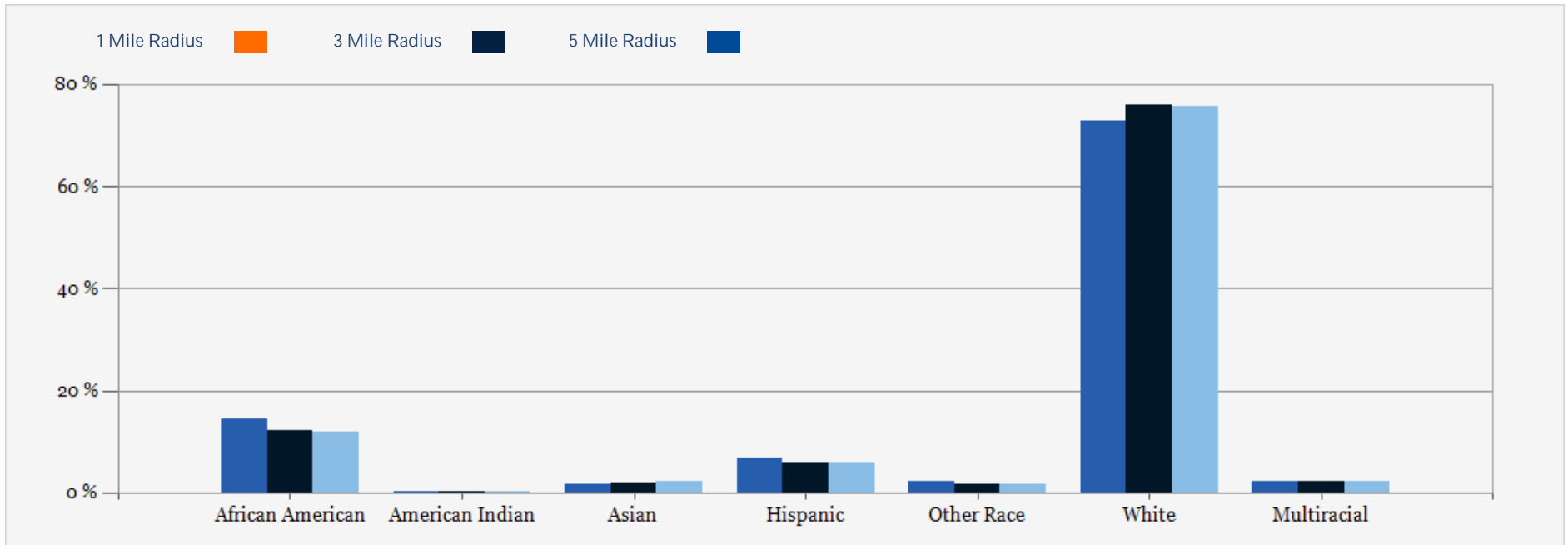
2024 POPULATION BY AGE	1 MILE	3 MILE	5 MILE
2024 Population Age 30-34	563	3,447	7,703
2024 Population Age 35-39	584	3,460	7,369
2024 Population Age 40-44	513	3,190	6,475
2024 Population Age 45-49	408	2,855	5,938
2024 Population Age 50-54	398	3,134	6,666
2024 Population Age 55-59	329	2,817	6,434
2024 Population Age 60-64	322	2,684	6,257
2024 Population Age 65-69	248	1,991	4,696
2024 Population Age 70-74	148	1,293	3,093
2024 Population Age 75-79	96	866	2,101
2024 Population Age 80-84	59	484	1,127
2024 Population Age 85+	41	307	743
2024 Population Age 18+	4,453	31,837	70,159
2024 Median Age	35	37	38

2024 INCOME BY AGE	1 MILE	3 MILE	5 MILE
Median Household Income 25-34	\$84,665	\$89,029	\$88,106
Average Household Income 25-34	\$101,281	\$106,666	\$107,238
Median Household Income 35-44	\$108,258	\$118,473	\$118,703
Average Household Income 35-44	\$127,818	\$140,846	\$139,918
Median Household Income 45-54	\$112,589	\$127,414	\$124,764
Average Household Income 45-54	\$133,545	\$152,914	\$149,869
Median Household Income 55-64	\$86,758	\$107,082	\$109,498
Average Household Income 55-64	\$110,816	\$138,683	\$140,994
Median Household Income 65-74	\$76,551	\$83,419	\$83,810
Average Household Income 65-74	\$86,510	\$111,170	\$112,598
Average Household Income 75+	\$66,188	\$71,729	\$71,723

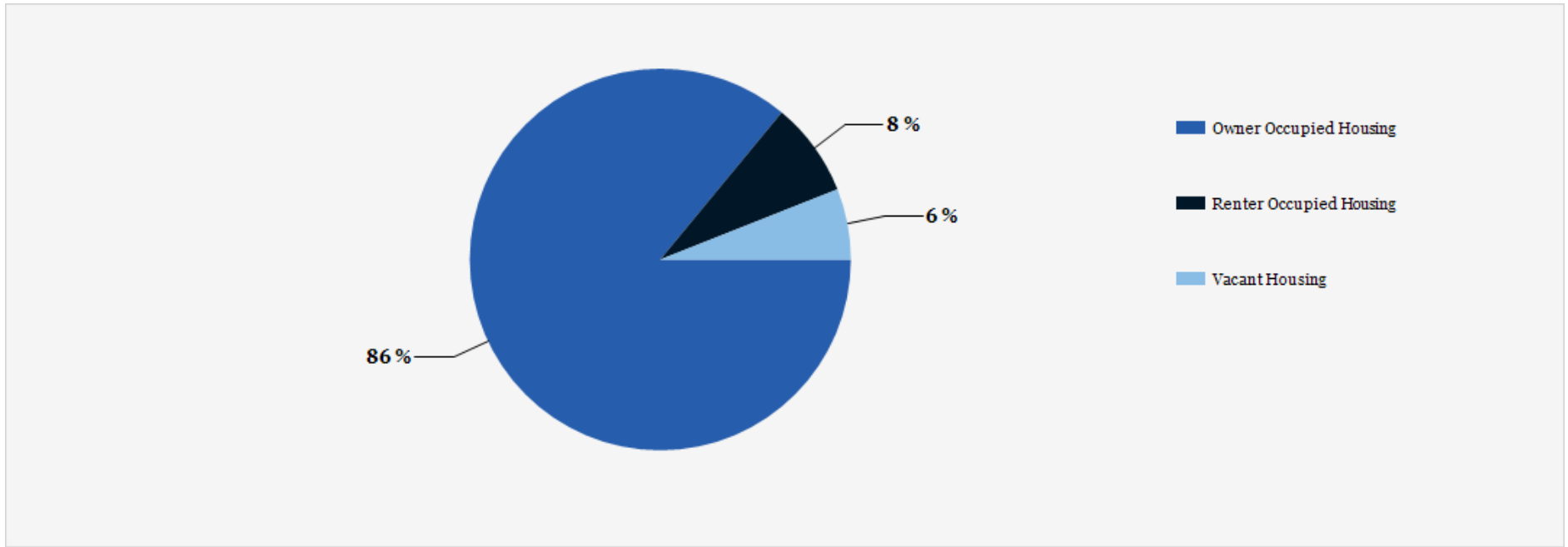
2019 Household Income



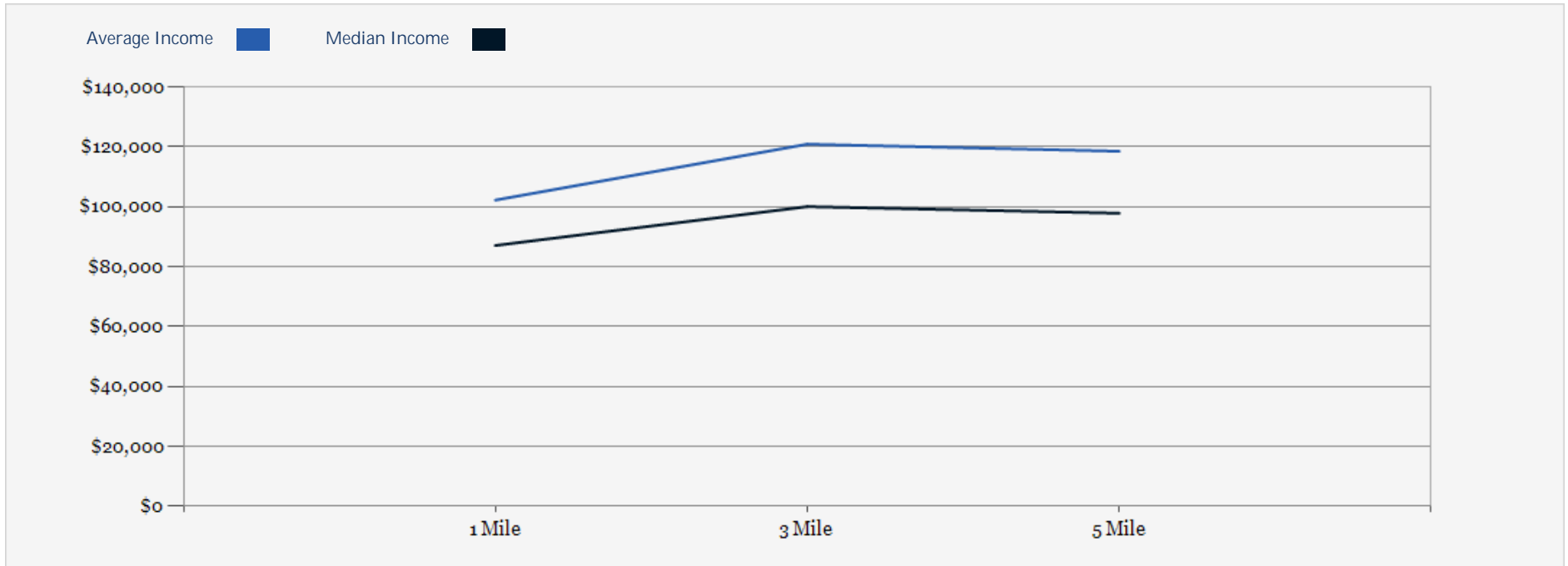
2019 Population by Race



2019 Household Occupancy - 1 Mile Radius



2019 Household Income Average and Median



Acworth Village Retail Center

CONFIDENTIALITY and DISCLAIMER

The information contained in the following offering memorandum is proprietary and strictly confidential. It is intended to be reviewed only by the party receiving it from Sever Consulting and Management Group and it should not be made available to any other person or entity without the written consent of Sever Consulting and Management Group.

By taking possession of and reviewing the information contained herein the recipient agrees to hold and treat all such information in the strictest confidence. The recipient further agrees that recipient will not photocopy or duplicate any part of the offering memorandum. If you have no interest in the subject property, please promptly return this offering memorandum to Sever Consulting and Management Group. This offering memorandum has been prepared to provide summary, unverified financial and physical information to prospective purchasers, and to establish only a preliminary level of interest in the subject property.

The information contained herein is not a substitute for a thorough due diligence investigation. Sever Consulting and Management Group has not made any investigation, and makes no warranty or representation with respect to the income or expenses for the subject property, the future projected financial performance of the property, the size and square footage of the property and improvements, the presence or absence of contaminating substances, PCBs or asbestos, the compliance with local, state and federal regulations, the physical condition of the improvements thereon, or financial condition or business prospects of any tenant, or any tenant's plans or intentions to continue its occupancy of the subject property.

The information contained in this offering memorandum has been obtained from sources we believe reliable; however, Sever Consulting and Management Group has not verified, and will not verify, any of the information contained herein, nor has Sever Consulting and Management Group conducted any investigation regarding these matters and makes no warranty or representation whatsoever regarding the accuracy or completeness of the information provided. All potential buyers must take appropriate measures to verify all of the information set forth herein. Prospective buyers shall be responsible for their costs and expenses of investigating the subject property.

Exclusively Marketed by:



Debra Sever

Broker

(678) 849-6884

Debra@severcmg.com

