 \$120,000/year in Cell Tower Income



For Sale | \$4,995,000 | 6.04% Cap Rate

±17,530 SF Mixed Use Building

3033 MacArthur Blvd. | Oakland, CA

Contact Brokers

Joe Yamin, SIOR
Executive Vice President
CA License No. 01327666
joe.yamin@colliers.com
+1 510 433 5812

Will Semone
Associate Vice President
CA License No. 02152723
will.semone@colliers.com
+1 925 227 6217

This document has been prepared by Colliers for advertising and general information only. Colliers makes no guarantees, representations or warranties of any kind, expressed or implied, regarding the information including, but not limited to, warranties of content, accuracy and reliability. Any interested party should undertake their own inquiries as to the accuracy of the information. Colliers excludes unequivocally all inferred or implied terms, conditions and warranties arising out of this document and excludes all liability for loss and damages arising there from. This publication is the copyrighted property of Colliers and /or its licensor(s). © 2026. All rights reserved. This communication is not intended to cause or induce breach of an existing listing agreement.



3033 MacArthur Blvd. | Oakland, CA

Features

Price

Asking: \$4,995,000 (\$285 per SF) | 6.04% Cap Rate

Property Description

This mixed-use building on MacArthur Blvd. in Oakland offers strong visibility, convenient access, and a flexible layout ideal for a variety of commercial and retail uses. With prominent street frontage, ample space, and an attractive investment profile, the property presents a compelling opportunity for both investors and owner-users seeking a versatile, income-producing asset in a high-traffic East Bay corridor.

Property Highlights

- Building Size: ±17,530 SF
- Commercial: ±13,680 SF
- Residential: ±3,850 SF
- Parcel Size: ±0.52 acres
- Zoning: RU-4 Urban Residential Zone 4
- APN: 028-938-19-8
- Total Gross Rent: \$429,840
- Operating Expenses: (\$128,175)
- Net Operating Income: \$301,665 (**assumes fully leased*)

3033 MacArthur Blvd. | Oakland, CA

Rent Roll



Commercial

Address	Square Feet	Tenant	Current Rent
3033-1	±8,000 SF	Vacant (Current Owner)	\$12,000
3033-AB	±4,000 SF	Grand Bakery	\$4,400
3033-S	±325 SF	New Vision Fitness	\$1,100
3033-2&3	±835 SF	Pizza Matador	\$3,300
3033-4	±520 SF	Gary Brown Commercial	\$600
Total			\$21,400

Residential

Address	Square Feet	Tenant	Current Rent
3035	±2,200 SF	Residential 1	\$2,500
3037	±1,650 SF	Residential 2	\$2,000
Total			\$4,500

Cell Tower

Address	Square Feet	Tenant	Current Rent
Cell Site 1	-	AT&T	\$4,920
Cell Site 2	-	T Mobile	\$5,000
Total			\$9,920
Total	±17,530 SF		\$35,820
Total Annual Gross Rent			\$429,840

Less Expenses

Property Tax (projected)	\$83,175
Insurance (estimated)	\$25,000
Water (estimated)	\$10,000
Repairs/Maintenance	\$5,000
Misc	\$5,000
	(\$128,175)
Net Operating Income	\$301,665

3033 MacArthur Blvd. | Oakland, CA

Aerial Overview



3033 MacArthur Blvd. | Oakland, CA

Ground Floor Retail Area

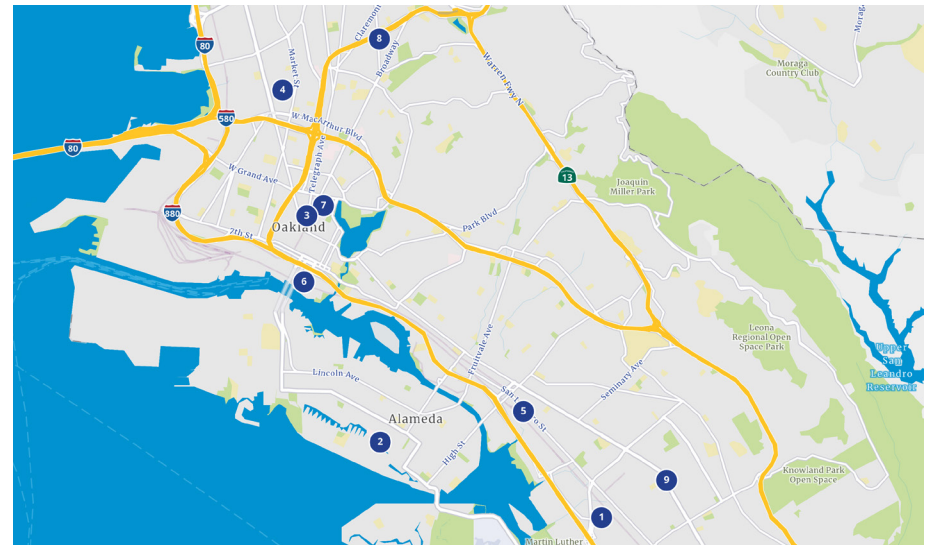


3033 MacArthur Blvd. | Oakland, CA

Commercial Kitchen



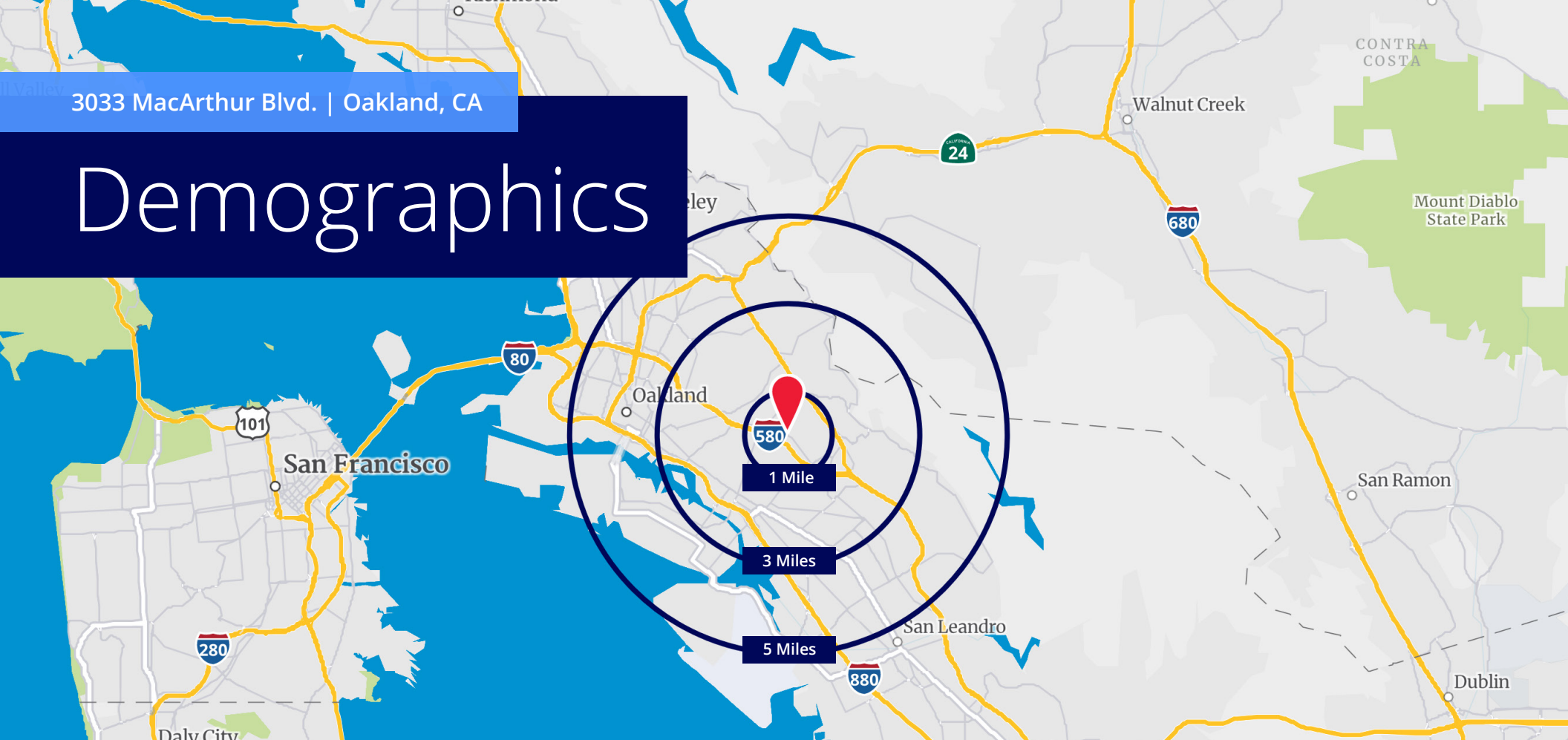
Sale Comparables










#	Address	Date Sold	Average Sale Price	Price PSF	Total SF	Lot Size (AC)
1	8383 Baldwin Street Oakland	10/29/25	\$5,600,000	\$226.72	±24,700	Not listed
2	863-867 Walnut Street Alameda	09/29/25	\$3,225,000	\$274.73	±11,739	±0.47
3	1615 Broadway Oakland	08/25/25	\$800,000	\$326.53	±2,450	±0.05
4	1000 42nd Street Oakland	07/25/25	\$6,000,000	\$296.78	±20,217	±0.70
5	4825 San Leandro Street Oakland	04/15/25	\$4,250,000	\$255.41	±16,640	±1.10
6	201 2nd Street Oakland	04/08/25	\$4,600,000	\$306.67	±15,000	±1.00
7	1814 Franklin Street Oakland	01/01/25	\$34,500,000	\$246.81	±139,785	Not listed
8	5634 College Avenue Oakland	12/24/25	\$2,850,000	\$277.35	±10,276	±0.11
9	8600 International Blvd Oakland	05/17/24	\$1,900,000	\$246.75	±7,700	±0.18

3033 MacArthur Blvd. | Oakland, CA

Demographics



Demographics

	1 mile	3 miles	5 miles
 Total Population	38,819	245,517	535,621
 Daytime Population	27,174	189,909	822,205
 Total Households	14,899	90,441	207,948
 Median HH Income	\$108,863	\$104,762	\$108,934
 Education <i>(Bachelor's/graduate/prof degree)</i>	51%	50%	54%
 Total Businesses	850	7,082	21,653
 Total Employees	4,266	47,055	195,274



San Francisco

Downtown Oakland



Subject Property

Contact Brokers

Joe Yamin, SIOR
Executive Vice President
CA License No. 01327666
joe.yamin@colliers.com
+1 510 433 5812

Will Semone
Associate Vice President
CA License No. 02152723
will.semone@colliers.com
+1 925 227 6217

Colliers
4301 Hacienda Dr, Suite 430
Pleasanton, CA 94588
colliers.com