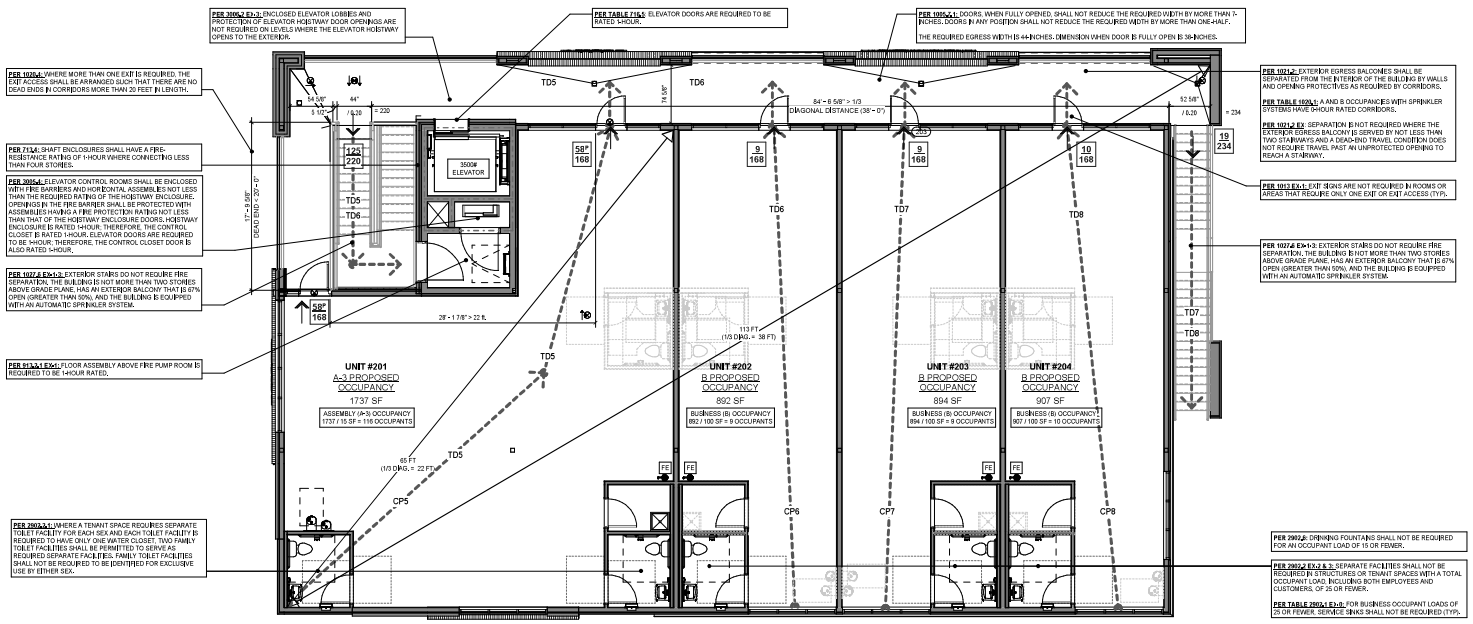

2 LIFE SAFETY PLAN - 2ND FLOOR

SCALE: 3/16" = 1'-0"

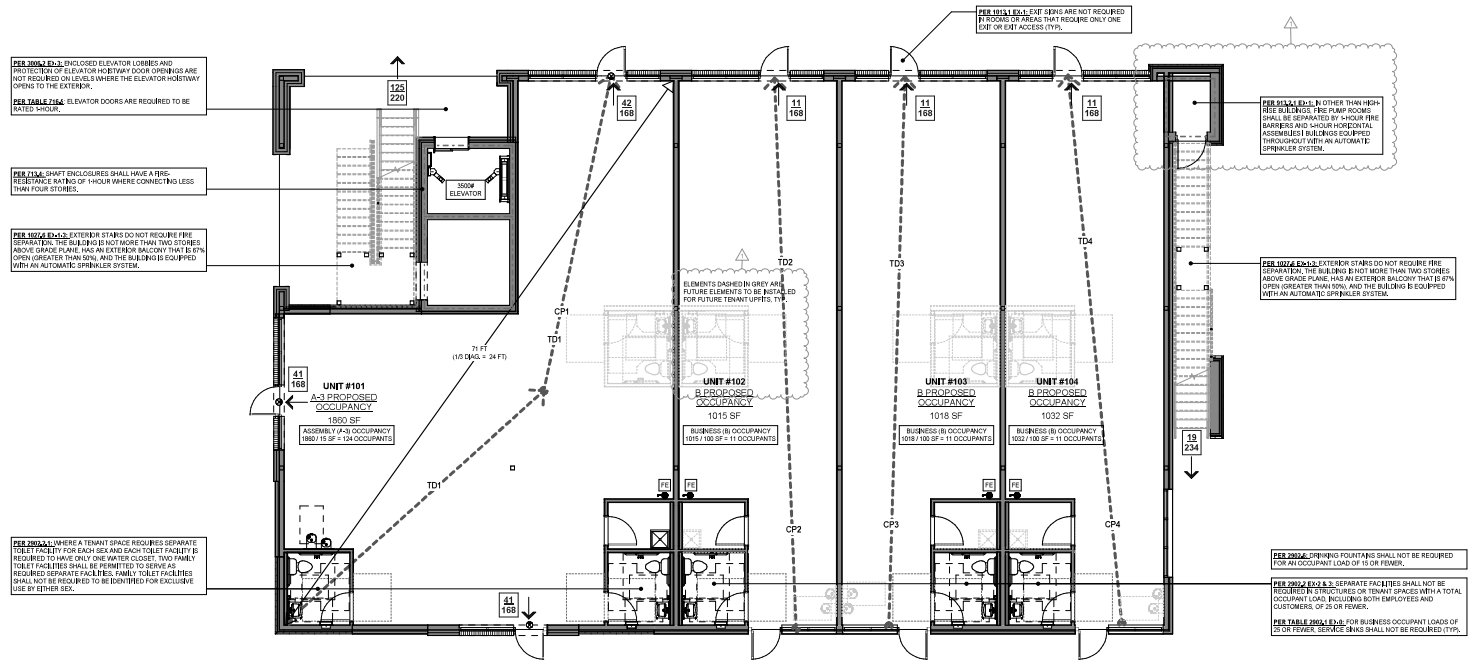

1 LIFE SAFETY PLAN - 1ST FLOOR

SCALE: 3/16" = 1'-0"

LIFE SAFETY LEGEND

- 1 HR RATED FIRE BARRIER
  STENCIL THE FOLLOWING NOTE AT THE PLENUM SPACE ON BOTH SIDES OF THE RATED WALL WITH PERMANENT PAINT. "1-HR. PROTECT ALL OPENINGS BOTH SIDES OF WALL". NOTE SHOULD BE LOCATED AS NECESSARY FOR CLEAR VISIBILITY AND 12-FEET ON CENTER MAXIMUM ALONG RATED WALL WITH 3-INCH HIGH LETTERS.
- TRAVEL DISTANCE
- DIRECTION OF EGRESS
- XXP / XXX — NUMBER OF OCCUPANTS. "P" SUFFIX INDICATES "PANIC HARDWARE" REQUIRED. SEE DOOR SCHEDULE
  MAXIMUM NUMBER OF EGRESS OCCUPANTS PER EGRESS
  PER 1005.3.1 AND 1005.3.2:
  0.15 INCH PER WIDTH OF DOOR EGRESS COMPONENT
  0.2 INCH PER WIDTH AT STAIR COMPONENT
- EXIT SIGN. SHADED AREA INDICATES VIEWABLE DIRECTION AND ARROW, IF SHOWN, INDICATES ADDITIONAL DIRECTIONAL SIGNAGE REQUIREMENT
- FE — WALL MOUNTED FIRE EXTINGUISHER

LEASE OUTLINE BUILDING AREA

SPACE NAME	#	AREA
1ST FLR		
INCIDENTAL / EGRESS	#12	377 SF
A-3 PROPOSED OCCUPANCY	UNIT #101	1860 SF
B PROPOSED OCCUPANCY	UNIT #102	1015 SF
B PROPOSED OCCUPANCY	UNIT #103	1018 SF
B PROPOSED OCCUPANCY	UNIT #104	1032 SF
2ND FLR		
INCIDENTAL / EGRESS	#13	269 SF
INCIDENTAL / EGRESS	#14	180 SF
INCIDENTAL / EGRESS	#15	92 SF
A-3 PROPOSED OCCUPANCY	UNIT #201	1737 SF
B PROPOSED OCCUPANCY	UNIT #202	892 SF
B PROPOSED OCCUPANCY	UNIT #203	894 SF
B PROPOSED OCCUPANCY	UNIT #204	907 SF

TRAVEL DISTANCES

PATH ID	DISTANCE (FT) < 250 FT PER TABLE 1017.2
TD1	71
TD2	58
TD3	58
TD4	58
TD5	198
TD6	139
TD7	90
TD8	90

COMMON PATH DISTANCE

PATH ID	DISTANCE (FT) < 75 FT PER TABLE 1017.2
CP1	34
CP2	58
CP3	58
CP4	58
CP5	64
CP6	51
CP7	51
CP8	51

OCCUPANT LOADS

NAME	AREA	AREA PER OCCUPANT	OCCUPANT LOAD
1ST FLR			
UNIT #101	1,860 SF	15 SF	124.00
UNIT #102	1,015 SF	100 SF	10.15
UNIT #103	1,018 SF	100 SF	10.18
UNIT #104	1,032 SF	100 SF	10.32
	4,925 SF		154.65
2ND FLR			
UNIT #201	1,737 SF	15 SF	115.79
UNIT #202	892 SF	100 SF	8.92
UNIT #203	894 SF	100 SF	8.94
UNIT #204	907 SF	100 SF	9.07
	4,431 SF		142.73

RAD ARCHITECTURE
Ragona Architecture & Design, PLLC
145A Scaleybark Road Charlotte, NC 28209
T: 704.372.2116 www.radarch.com

Ragona Architecture & Design, PLLC
REGISTERED ARCHITECTURAL COMPANY
CERT NO. 52928
NORTH CAROLINA
Charlotte, N.C.

MATTHEW TODD RAGONA
REGISTERED ARCHITECT
NORTH CAROLINA
CHARLOTTE, N.C.
DATE 10/11/22

DRIWOOD CT CORE & SHELL / WHITE BOX UPFIT

3038 Driwood Court
Charlotte, NC 28269

KEY PLAN

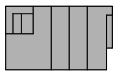

Revisions		
#	Date	Description
1	2022-02-11	REVIEW COMMENTS

Project Number: 20011
Issued for: CONSTRUCTION
Issue Date: 2022-01-03

DRAWING TITLE
CODE ANALYSIS AND LIFE SAFETY PLANS

SHEET NUMBER
G.100

This document is the property of Ragona Architecture & Design, PLLC and is not to be reproduced or copied in whole or in part. It is not to be used on any other project and is to be returned upon request. Copyright 2022 Ragona Architecture & Design, PLLC
3/21/2022 2:20:18 PM