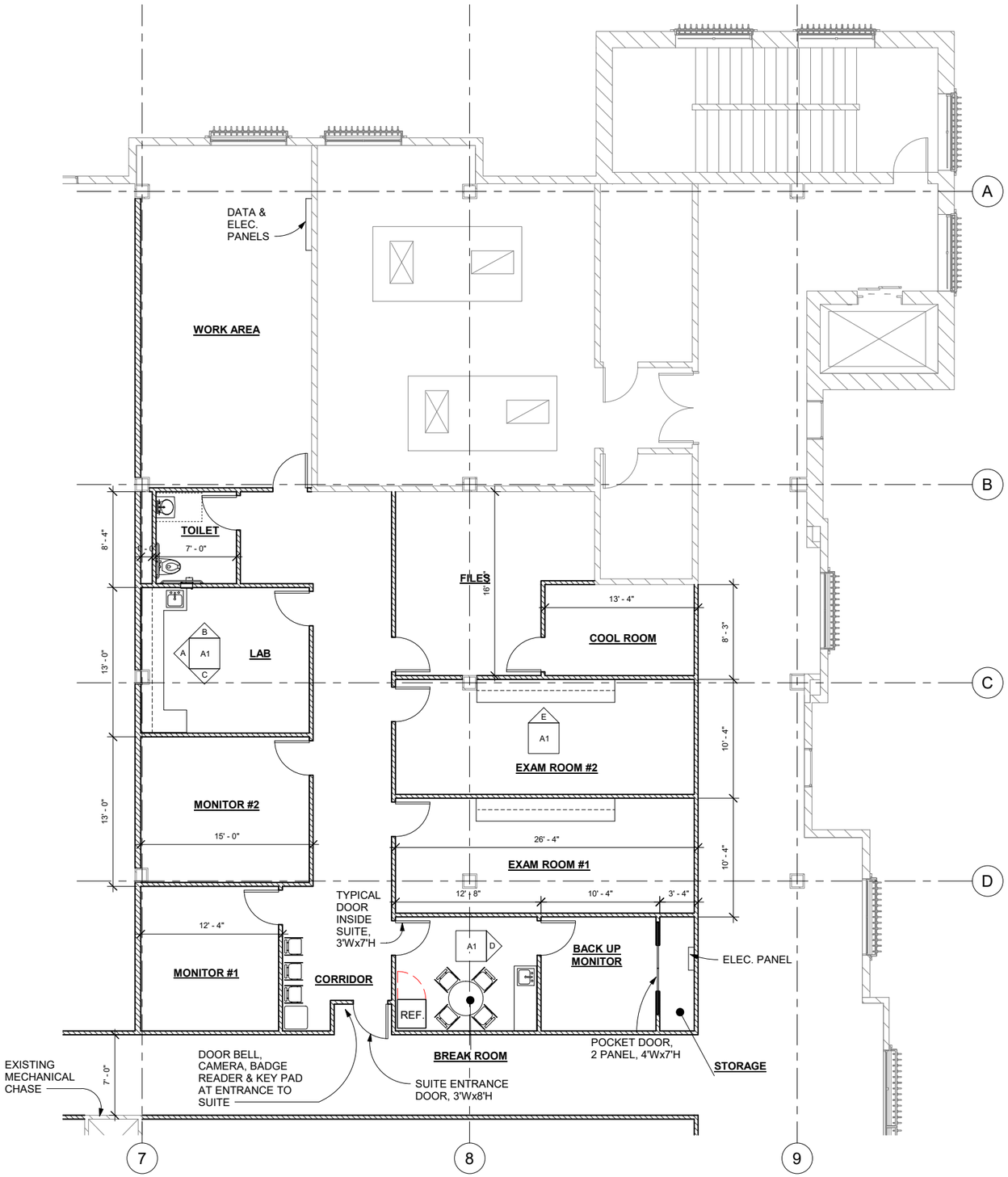

1 FLOOR PLAN
3/16" = 1'-0"

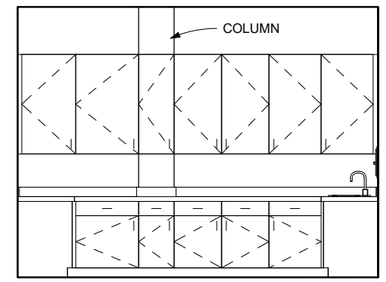

A ELEVATION - LAB
3/8" = 1'-0"

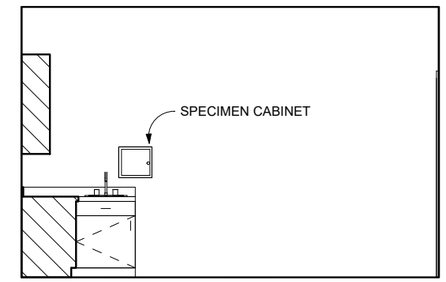

B ELEVATION - LAB
3/8" = 1'-0"

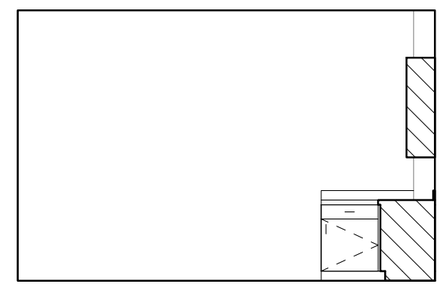

C ELEVATION - LAB
3/8" = 1'-0"



D ELEVATION - BREAK
3/8" = 1'-0"

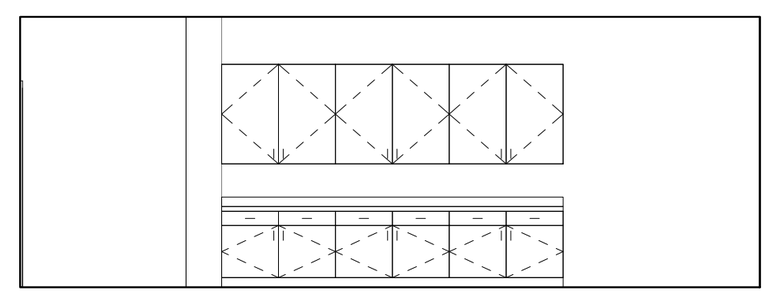

E ELEVATION - EXAM
3/8" = 1'-0"

PRELIMINARY NOT FOR CONSTRUCTION

Revision	REVISION DESCRIPTION	Date
	Description	00-00-0000

DESIGNED BY: CMW
DRAWN BY: CMW
DATE: 9/22/19
ENG/ARCH/SURVEYOR OF RECORD:
REGISTRATION No.

	Cert. of Auth. No.	AL	FL	GA
ARCHITECT	CA-0490	A4-C001555	01118	
ENGINEER	CA-7842	CA-1818	01118	
SURVEYOR	CA-0019-LS	LS-7527	LB7030	

These drawings are copyrighted and the property of Poly-Inc. Any use, publication or reproduction is prohibited except by written agreement with Poly-Inc.

POLY, INC.
1935 Headland Avenue, Dothan, AL 36303
334-793-4700
102 Sunset Lane P.O. Box 2179
Shalimar, FL 32579
850-609-1100
2136 University Blvd, Ste. A
Tuscaloosa, AL 35401
205-752-4037
WWW.POLY-INC.COM

TRINITY RESEARCH

FLOOR PLAN & INTERIOR ELEVATIONS

SHEET No.
A1

PROJECT No.
26-377

PRELIMINARY DESIGN PHASE