



Space Profile for

Unit: #H0K

Area: 2490 sq ft

Address

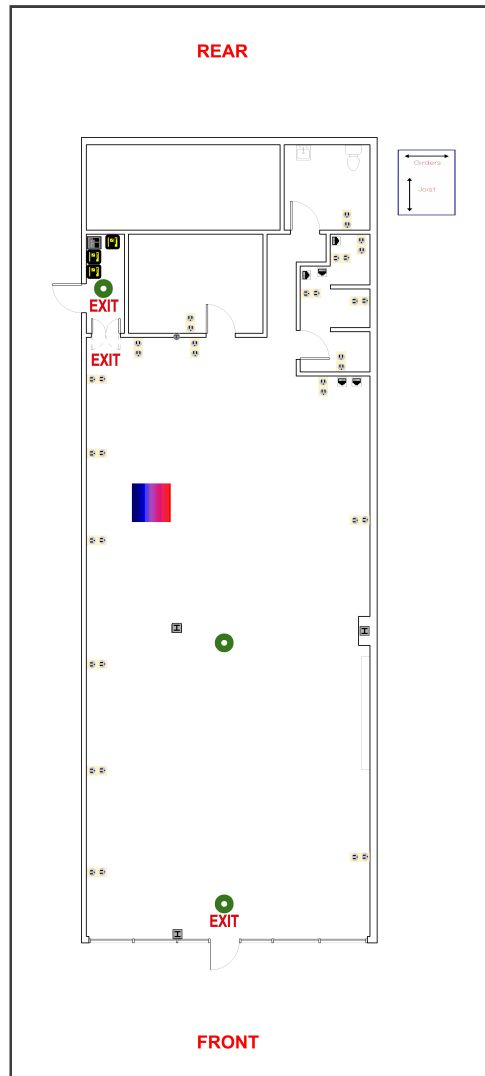
5505 FM 1960 Rd. W.

Houston, TX 77069



















































400 N. Tampa St., Suite 2210

Tampa, FL 33602



Legend

	Breaker Panel		Fire Extinguisher		Ceiling Fan w/ Light		Fire Sprinkler
	Circular Column		Fire Alarm Pulldown		Rectangular Column		Pocket Door
	Appliance Outlet		Glass Door		Refrigerator		Track Lighting
	Fire Alarm		Handicap Handrail		Roll-Up Door		2-Bulb Fluorescent Lighting
	Drinking Fountain		Roof Hatch		Sink		3-Bulb Fluorescent Lighting
	Door		HVAC Unit		Swing Door		4-Bulb Fluorescent Lighting
	Double Hung Door		Recessed Light		Toilet		Ceiling Air Vent
	Electrical Outlet		Staircase		Can Light		Air Diffuser
	Emergency Light		Water Heater		Urinal		Ceiling Fan w/o Light
	Exit Light		Telephone Panel		Thermostat		Air Handler
	Tankless Water Heater		Window Wall Opening		RJ 45		Fire Alarm Control Panel
	Step Down Transformer		Maintenance Sink		Window		
	Disconnect						

Disclaimer: All items may not show on feature pages.

Space Overview

Overview	Actual Square Footage	Measured Depth of Space	Total Depth of Space	Has Stepdown Transformer
	2490 SQFT	83' 0"	83' 0"	No

Thickness	Front Wall	Rear Wall	Left Wall	Right Wall
	0' 8"	0' 8"	0' 8"	0' 8"

Flooring	Concrete	Carpet	Tile	Other	Unit	Total
		1915.49 SQFT		436.04 SQFT	2490 SQFT	2351.56 SQFT

Ceiling Information	Height From Floor To Ceiling	Height From Floor To Bottom Of Deck	Height From Floor To Bottom Of Joist
	Front: 9' 8" Back: 9' 8"	Front: 13' 3" Back: 13' 4"	Front: 11' 10" Back: 11' 9"

Ceiling Information Cont.	Clear Ceiling Height	Height From Floor To Bottom Of Girder	Number Of Acoustical Tiles
	9' 8"		

Other Cont.	Phone Board Location	Mop Sink Location	Thermostat Location	Dmarc Distance	Are Interior Walls Full Height
					No

Other Cont.	Hazardous Materials	Loading Dock	Are Demising Walls Full Height	Changes In Demising Wall Thickness
	No	No	No	No

Mechanical

HVAC	Reference	Manufacturer	Model	Serial	Tonnage	Year	Notes
	36	CARRIER	50KC- AO6A2AGADADA0	2118C78033	5	2018	

Electric

Service Panel	Reference	Amps	Service Type	Panel Type	Panel UL Number	Manufacturer	Location	Notes
	1	125	120/240	Not Listed	Not Listed	Westinghouse	Rear Exterior	

Disconnect	Reference	Amps	Location	Panel Number	Manufacturer	Notes	Handle or Breaker
	22	100	Rear Exterior	Not Listed	Eaton		Handle

Electric Meter	Reference	Meter #	Location	Meter Reading	Read On	Voltage	Notes
	22	88565236	Rear Exterior	75782	Tue Apr 26 2022	120-480	

Plumbing

House Water Meter	Reference	Meter #	Location	Size	Notes
		4	201020034	Pit Off Champion Forest Dr.	

Waste

No assets available for this section.

Fire

No assets available for this section.

Gas

No assets available for this section.

Room

Restroom	Unit	Description
	Restroom 1	Unisex Restroom

Storefront 1

