



OVERLAND INDUSTRIAL PARK

1471-1479 S. 700 W, SALT LAKE CITY, UT 84104

**LEASE RATE: ~~\$0.95~~ PSF NNN
REDUCED TO \$0.80!**



AVAILABLE SPACE

- ☑ **9,100 Sq. Ft. Available**
 - 1479: 9,100 SQ. Ft
 - Approx. 1,000 SF Office
 - Approx. 8,100 SF Warehouse
- ☑ Three (3) Private Offices
- ☑ Kitchenette
- ☑ Two (2) Bathrooms

PROPERTY INFORMATION

- ☑ **NNN: \$0.17 PSF**
- ☑ **One (1) 10'x10' Dock-High Door Per Unit**
- ☑ 18' Clearance
- ☑ 240 Volt/200 Amps/3-Phase*
- ☑ Ample Parking
- ☑ Immediate Access To I-15
- ☑ 5 Minutes From Downtown

CONTACT US

JUSTIN WELCH

✉ justin@cresutah.com

PRINCIPAL BROKER

☎ 801.718.8842

ALEX KRESSER

✉ alex@cresutah.com

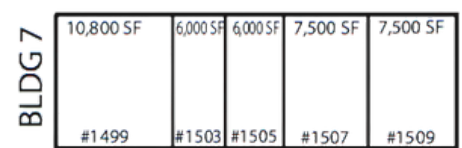
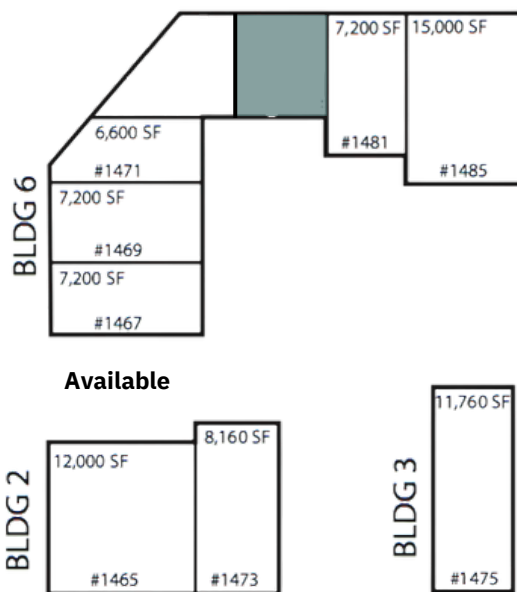

☎ 801.573.9914 www.cresutah.com

Call Us 
801.876.6070




OVERLAND INDUSTRIAL PARK

1471-1479 S. 700 W, SALT LAKE CITY, UT 84104



BLDG 7



BLDG 5

BLDG 4

BLDG 3

BLDG 2

700 WEST

This information is given with the understanding that all negotiations and/or real estate activity related to the property described above shall be conducted through this CRES office. The above information while not guaranteed, was obtained from sources we believe to be reliable.

CONTACT US

JUSTIN WELCH

PRINCIPAL BROKER

✉ justin@cresutah.com

☎ 801.718.8842

ALEX KRESSER

✉ alex@cresutah.com

☎ 801.573.9914 www.cresutah.com

Call Us



801.876.6070