

FOR LEASE

BRADSHAW BUSINESS PARK

9727 BUSINESS PARK DRIVE

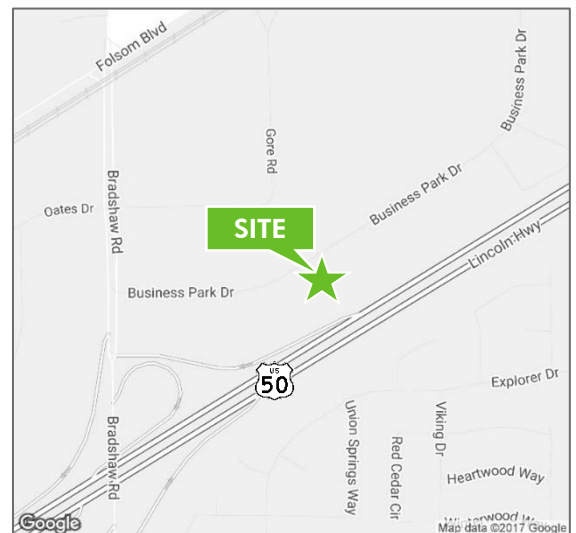
SACRAMENTO, CA 95827



BUILDING FEATURES

LEASE RATE: \$1.10 PSF/MONTH, NNN

- + Available: $\pm 2,293$ - $\pm 2,400$ SF
- + Clear Height: $\pm 16'$ - $18'$
- + $\pm 12' \times 12'$ roll up doors
- + Ample parking
- + Zoned OIMU (Office/Industrial Mixed Use)
- + Excellent visibility from Highway 50



CONTACT US

MATT SUSAC

Senior Vice President
+1 916 781 4832
matt.susac@cbre.com
Lic. 01979110

TYLER HOWELL

Senior Associate
+1 916 781 4835
tyler.howell1@cbre.com
Lic. 02100245

TODD SANFILIPPO

Executive Vice President
+1 916 781 4859
todd.sanfilippo@cbre.com
Lic. 01045162

OWNED & MANAGED BY:



GPR VENTURES

www.cbre.com/roseville

CBRE

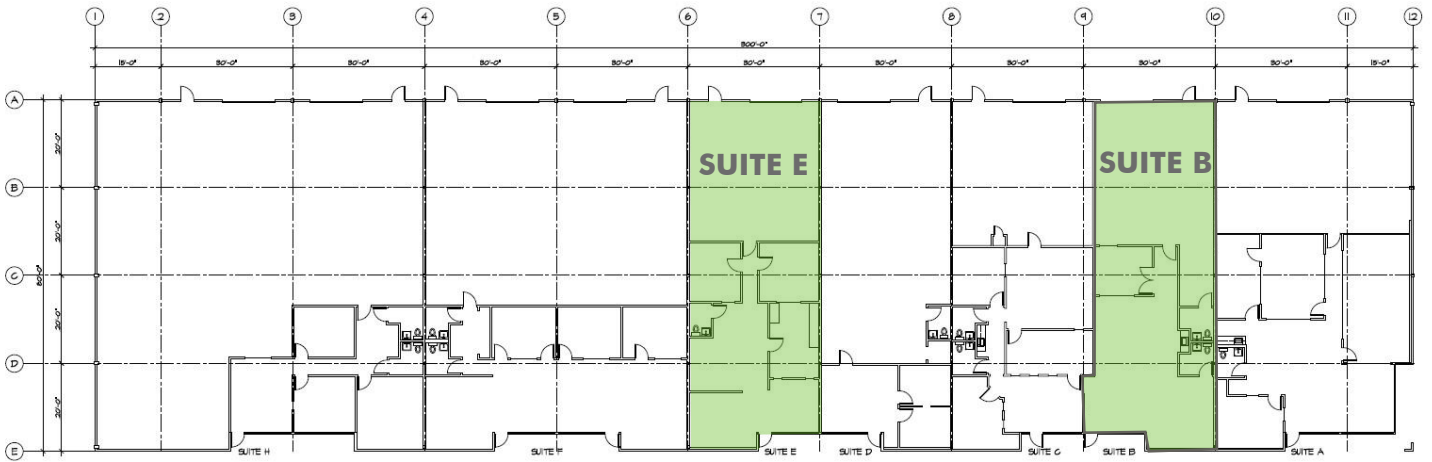
FOR LEASE BRADSHAW BUSINESS PARK

Sacramento, CA 95827



SUMMARY LIST

9727 Business Park Dr.	Approx. Total SF	Lease Rate PSF	Lease Type	Approx. W/H SF	Approx. Office SF	DH	GL	CL HT	Comments
SUITE B	2,293	\$1.10	NNN	1,146	1,147	0	1	±16'-18'	Available 7/1/26
SUITE E	2,400	\$1.10	NNN	1,200	1,200	0	1	±16'-18'	



A FLOOR PLAN
A2/J PLAN SCALE: 3/32" = 1'-0"

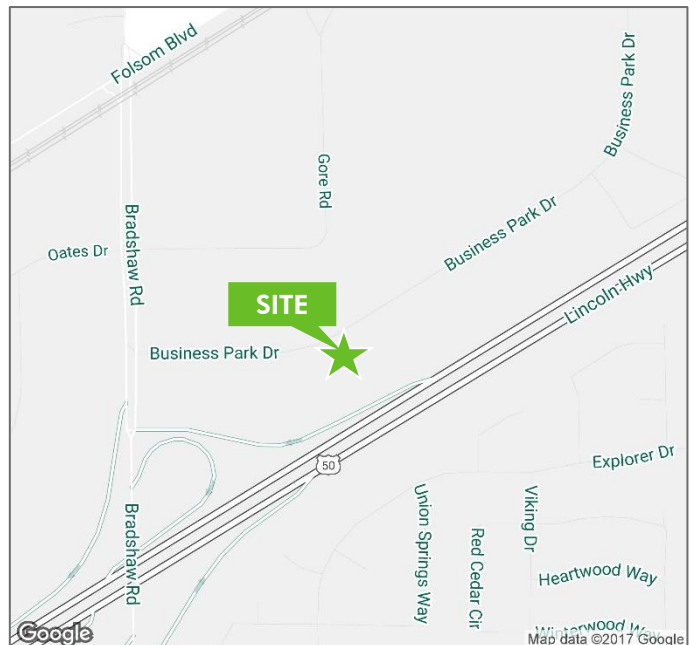
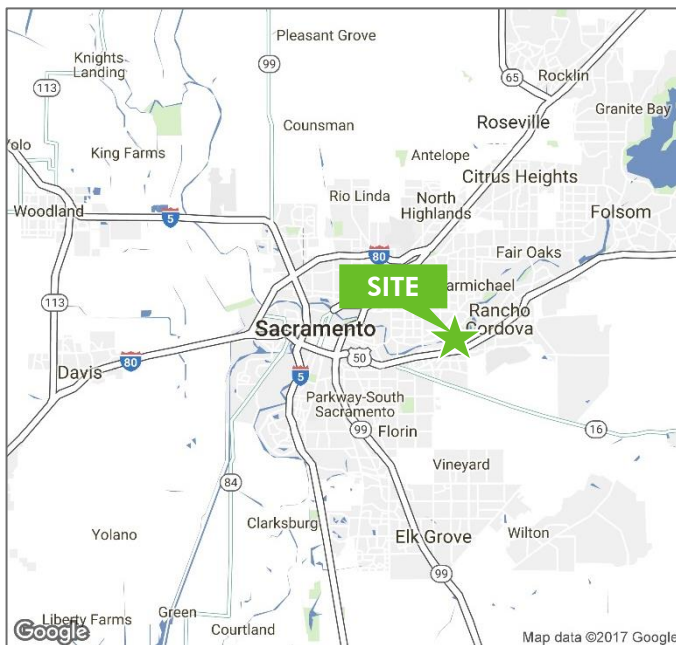
© 2026 CBRE, Inc. This information has been obtained from sources believed reliable. We have not verified it and make no guarantee, warranty or representation about it. Any projections, opinions, assumptions or estimates used are for example only and do not represent the current or future performance of the property. You and your advisors should conduct a careful, independent investigation of the property to determine to your satisfaction the suitability of the property for your needs. Photos herein are the property of their respective owners and use of these images without the express written consent of the owner is prohibited. CBRE and the CBRE logo are service marks of CBRE, Inc. and/or its affiliated or related companies in the United States and other countries. All other marks displayed on this document are the property of their respective owners.

FOR LEASE BRADSHAW BUSINESS PARK

Sacramento, CA 95827



LOCATION MAP



www.cbre.com/roseville

CBRE