



FOR SALE/LEASE

211 PELHAM RD

Greenville, South Carolina

±1,939 SF OF RESTAURANT SPACE

LYONS
INDUSTRIAL PROPERTIES
SALES • LEASING • DEVELOPMENT

CORFAC INTERNATIONAL



EXECUTIVE SUMMARY

- Lyons Industrial is pleased to present this incredible ±1,939 SF retail space on 0.93 acres available for **Sale or Lease**
- Prime frontage along dense retail corridor on Pelham Road (±37,400 VPD)
- Former Golden Chick and built in 2015
- Surrounded by Publix, Topsy Taco, Brusters Ice Cream, Jersey Mike’s, and much more.

SNAPSHOT

| | |
|-----------------------|---|
| Address: | 211 Pelham Rd Greenville, SC 29615 |
| Tax ID: | 0279000100804 |
| County: | Greenville County |
| Building Size: | ± 1,939 SF |
| Sale Price: | \$2,695,000 |
| Lease Rate: | Call For Pricing |

Bobby Lyons, SIOR, CCIM
864.590.3476
bobby@lyonsindustrial.com

Luke Lyons
864.838.1886
luke@lyonsindustrial.com

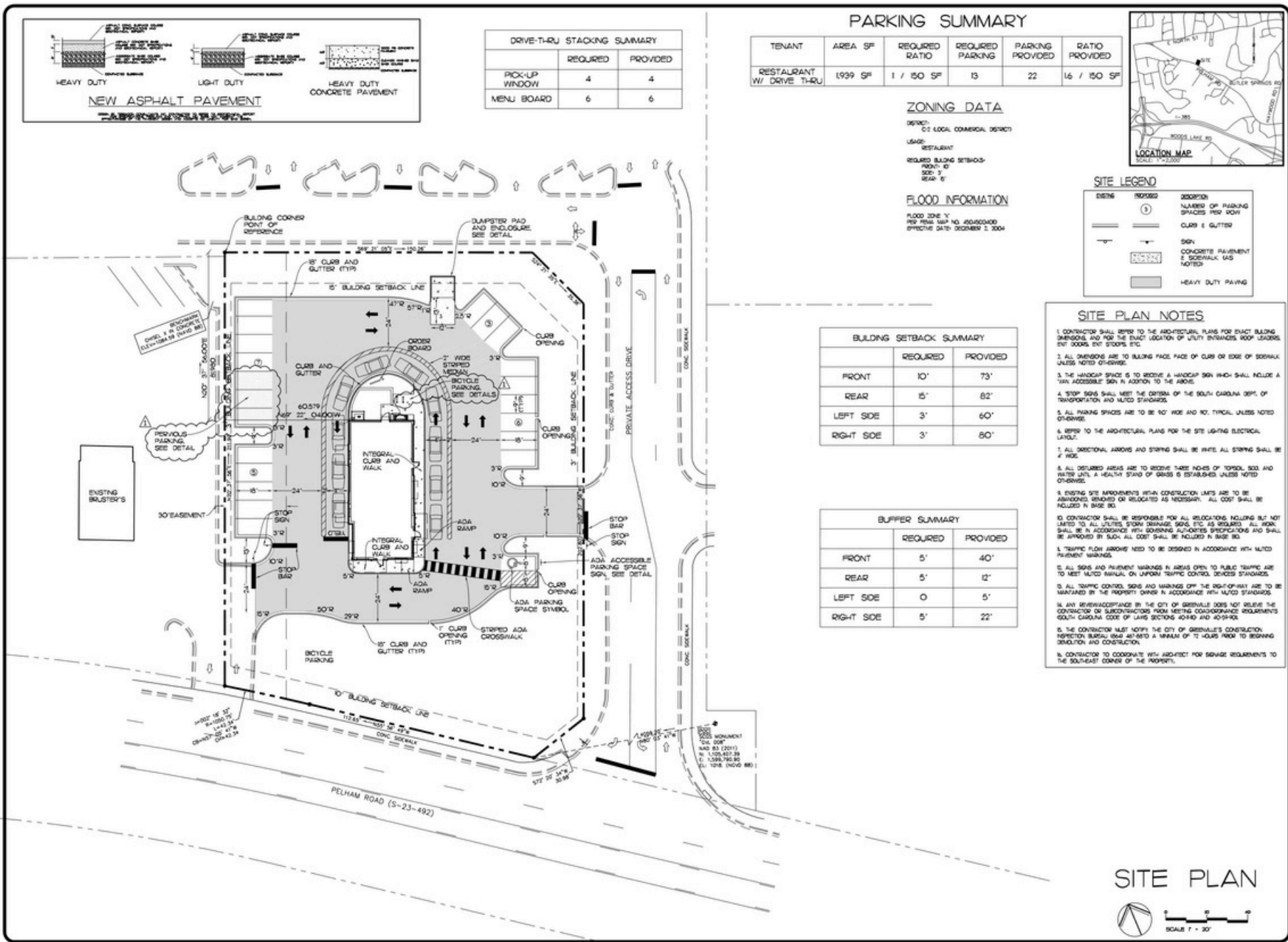
All information furnished regarding the properties and information in this packet is from sources deemed reliable, but no warranty or representation is made to the accuracy thereof and the same is submitted to errors, omissions, change of price, rental or other conditions prior to sale, lease or financing or withdrawal without notice. No liability of any kind is to be imposed on the broker herein.





Bobby Lyons, SIOR, CCIM
864.590.3476
bobby@lyonsindustrial.com

Luke Lyons
864.838.1886
luke@lyonsindustrial.com



Bobby Lyons, SIOR, CCIM
864.590.3476
bobby@lyonsindustrial.com

Luke Lyons
864.838.1886
luke@lyonsindustrial.com



Pelham Springs
113 Townhomes
30 Condominiums

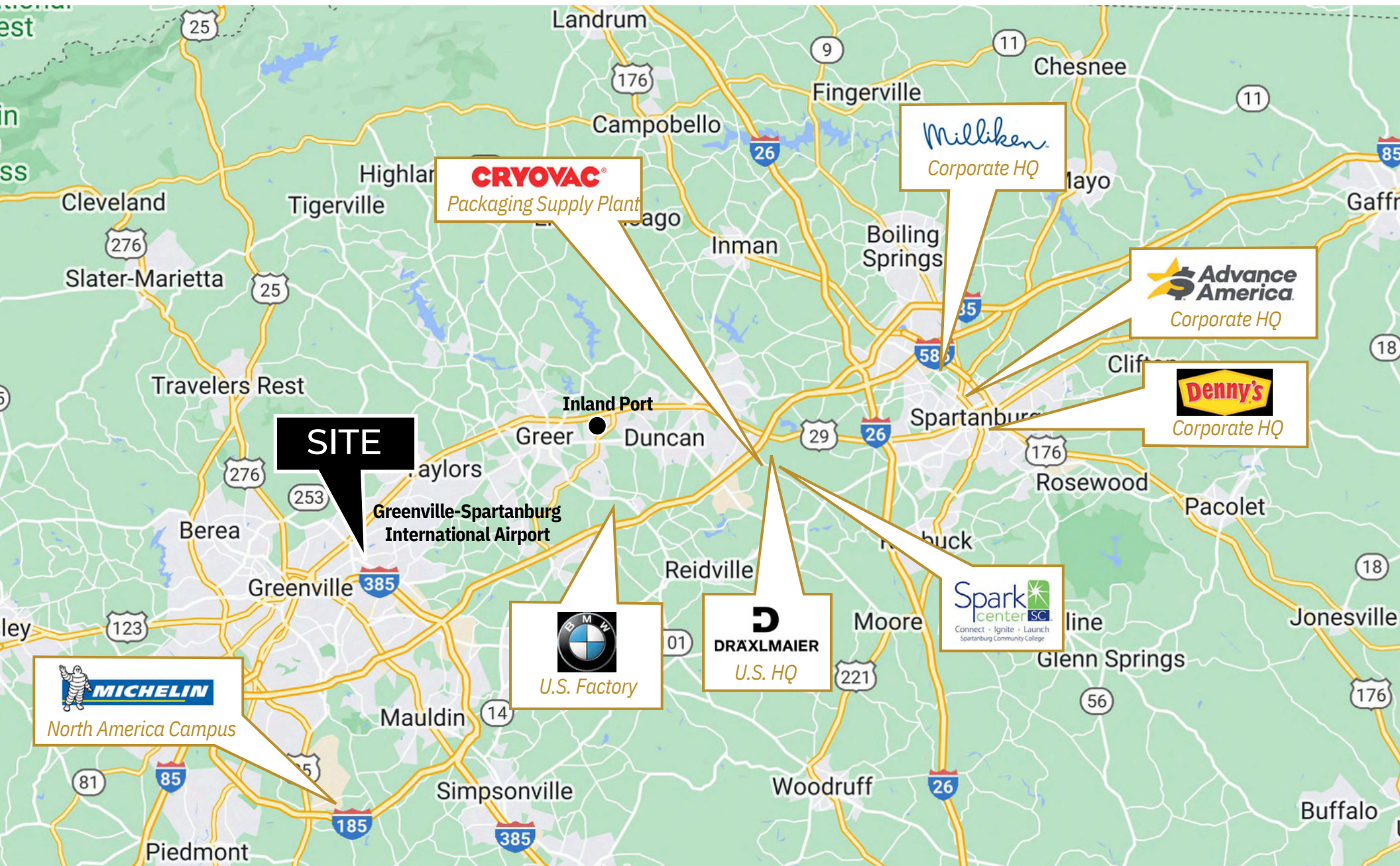
Subject
Property

Bobby Lyons, SIOR, CCIM
864.590.3476
bobby@lyonsindustrial.com

Luke Lyons
864.838.1886
luke@lyonsindustrial.com

LYONSINDUSTRIAL.COM

LYONS
INDUSTRIAL PROPERTIES
SALES • LEASING • DEVELOPMENT
CORFAC INTERNATIONAL



Bobby Lyons, SIOR, CCIM
 864.590.3476
 bobby@lyonsindustrial.com

Luke Lyons
 864.838.1886
 luke@lyonsindustrial.com

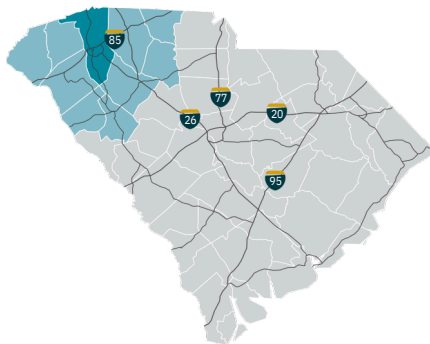
LYONSINDUSTRIAL.COM

LYONS
 INDUSTRIAL PROPERTIES
 SALES • LEASING • DEVELOPMENT
 CORFAC INTERNATIONAL

GREENVILLE COUNTY INFO



Finding an abundance of streams and rivers, textile manufacturers began operating in Upstate South Carolina in the 1820s. From those early days, Greenville County has gradually transformed from the textile capital of the world into an office, engineering and advanced manufacturing center of excellence. As South Carolina's most populous county, Greenville is situated in the northwestern corner of the state and is part of one of the nation's fastest growing areas, "The I-85 Mega-Growth Corridor." Located on I-85 between Charlotte, NC and Atlanta, GA, Greenville is just 200 miles via I-26 to the Atlantic Ocean and the Port of Charleston. To the northwest and just 30 minutes away are the Blue Ridge mountains. Access to the rest of the U.S. is made easy by the Greenville-Spartanburg International Airport, recognized as one of the most user friendly ones. With a unique blend of southern traditions and international influences, gentle rolling hills and beautiful, majestic mountains, Greenville is just the right mix for a great place to live, work and play



TOTAL POPULATION

| | 2010 | 2023 | 2028 | Growth Rate* |
|-------------------|-----------|-----------|-----------|--------------|
| Greenville County | 451,225 | 552,910 | 578,009 | 0.89% |
| Upstate SC | 1,362,073 | 1,568,057 | 1,615,810 | 0.60% |
| South Carolina | 4,625,364 | 5,311,184 | 5,473,930 | 0.61% |

*Projected annual growth rate 2023-2028

POPULATION BY AGE

| | 2010 | 2023 | 2028 |
|-------------------|-------------|-------------|-------------|
| Under 5 | 6.9% | 5.9% | 5.9% |
| 5 to 9 | 6.6% | 6.4% | 6.1% |
| 10 to 14 | 6.7% | 6.6% | 6.6% |
| 15 to 24 | 13.5% | 12.0% | 12.1% |
| 25 to 34 | 13.4% | 13.0% | 12.2% |
| 35 to 44 | 14.0% | 13.5% | 13.5% |
| 45 to 54 | 14.4% | 12.5% | 12.4% |
| 55 to 64 | 11.8% | 12.7% | 11.9% |
| 65+ | 12.8% | 17.5% | 19.4% |
| MEDIAN AGE | 37.1 | 39.5 | 40.2 |

39% of the 2023 population is prime working age

HOUSEHOLDS & FAMILIES

| | 2010 | 2023 | 2028 |
|------------------------|---------|---------|---------|
| Total Households | 176,531 | 221,108 | 232,835 |
| Total Families | 119,362 | 144,112 | 151,186 |
| Average Household Size | 2.49 | 2.45 | 2.44 |
| Owner Occupied | 60.9% | 64.3% | 65.0% |
| Renter Occupied | 29.4% | 28.1% | 27.7% |
| Vacant | 9.7% | 7.7% | 7.2% |

MEDIAN HOUSEHOLD INCOME

| | 2023 | 2028 |
|-------------------|----------|----------|
| Greenville County | \$69,155 | \$77,990 |
| South Carolina | \$60,025 | \$67,198 |
| United States | \$72,603 | \$82,410 |

POPULATION by Race & Ethnicity

| | 2010 | 2023 | 2028 |
|---------------------------------|-------|-------|-------|
| White | 73.8% | 66.6% | 65.6% |
| Black | 18.1% | 16.3% | 15.7% |
| American Indian / Alaska Native | 0.3% | 0.5% | 0.5% |
| Asian | 2.0% | 2.7% | 3.0% |
| Hawaiian / Pacific Islander | 0.1% | 0.1% | 0.1% |
| Some Other Race | 3.9% | 6.4% | 7.1% |
| Two or More Races | 1.9% | 7.4% | 8.1% |
| Hispanic Origin (any race) | 8.1% | 11.9% | 13.1% |

PER CAPITA INCOME

| | 2023 | 2028 |
|-------------------|----------|----------|
| Greenville County | \$40,561 | \$46,082 |
| South Carolina | \$35,757 | \$40,747 |
| United States | \$41,310 | \$47,525 |

2023 EDUCATIONAL ATTAINMENT, AGE 25+

- 14.9% Graduate / Professional Degree
- 26.3% Bachelor's Degree
- 10.4% Associate Degree
- 16.5% Some College, No Degree
- 19.2% GED / Alternative Credential
- 4.2% High School Diploma
- 5.9% 9th-12th Grade, No Diploma
- 2.6% Less than 9th Grade



91.5%
high school diploma or higher

41.2%
bachelor's degree or higher

Bobby Lyons, SIOR, CCIM
864.590.3476
bobby@lyonsindustrial.com

Luke Lyons
864.838.1886
luke@lyonsindustrial.com

LYONSINDUSTRIAL.COM

LYONS
INDUSTRIAL PROPERTIES
SALES • LEASING • DEVELOPMENT
CORFAC INTERNATIONAL

GREENVILLE COUNTY INFO (CONT.)

2020 COMMUTING PATTERNS

TRAVEL DISTANCE TO WORK

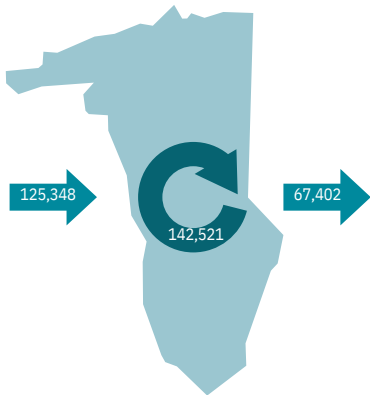
| | |
|--------------------|-------|
| Less than 10 miles | 55.7% |
| 10-24 miles | 26.9% |
| 25-50 miles | 6.4% |
| 50 miles or more | 11.0% |

82.6%
of workers travel less than 25 miles

WHERE DO WORKERS LIVE?

| | |
|--------------------|-------|
| Greenville County | 53.2% |
| Spartanburg County | 10.2% |
| Anderson County | 8.4% |
| Pickens County | 6.1% |
| Laurens County | 3.1% |
| Richland County | 1.8% |
| Oconee County | 1.7% |
| Lexington County | 1.3% |
| Charleston County | 1.2% |
| York County | 1.0% |

WORKER INFLOW & OUTFLOW



| | |
|------------------------------------|---------|
| Live and work in Greenville County | 142,521 |
| Commute into Greenville County | 125,348 |
| Commute out of Greenville County | 67,402 |

2023 EMPLOYMENT

by Industry

| | | |
|-----------------------------------|-------|----------------|
| Agriculture / Mining | 0.4% | 1,011 |
| Construction | 6.5% | 17,354 |
| Manufacturing | 16.5% | 43,953 |
| Wholesale Trade | 2.3% | 6,177 |
| Retail Trade | 9.7% | 25,743 |
| Transportation / Utilities | 4.7% | 12,462 |
| Information | 2.0% | 5,240 |
| Finance / Insurance / Real Estate | 6.6% | 17,516 |
| Services | 48.8% | 129,635 |
| Public Administration | 2.6% | 6,809 |
| TOTAL | | 265,900 |

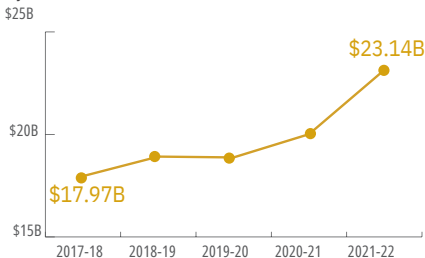
2023 CIVILIAN POPULATION

by Labor Force (16+)

| | |
|-------------|---------|
| Labor Force | 272,039 |
| Unemployed | 3.5% |

GROSS RETAIL SALES

by Fiscal Year



2023 BUSINESS ESTABLISHMENTS

by Industry

| | | |
|--|--|------------------------|
| 817 Manufacturing | 1,902 Leisure and Hospitality | 2,509 Retail |
| 2,840 Professional and Business Services | 310 Transportation and Warehousing | |

TOP 10 MAJOR EMPLOYERS

| COMPANY | PRIMARY PRODUCT(S) / INDUSTRY | EMPLOYEES |
|--|---|-------------|
| Prisma Health | Healthcare | 10,000+ |
| Greenville County Schools* | Primary Education, K-12 | 10,000+ |
| Michelin North America* | Headquarters / R&D / Manufacturing (Radial Tires) | 2,501-5,000 |
| Bon Secours St. Francis Health System* | Healthcare | 2,501-5,000 |
| Spectrum Communications | Utility Provider | 2,501-5,000 |
| Greenville County Government | Local Government | 2,501-5,000 |
| GE Power | Turbines | 1,001-2,500 |
| TD Bank | Financial Services | 1,001-2,500 |
| Fluor Corporation | Engineering / Construction Services | 1,001-2,500 |
| Verizon Wireless | Call Center | 1,001-2,500 |

*Multiple Locations

AIRPORT

GREENVILLE-SPARTANBURG INTERNATIONAL AIRPORT

- 50 non-stop daily departures
- 17 major cities & 20 airports
- 2.2 million passengers flown in FY2022
- 97,221 tons of air cargo moved in FY2022

GREENVILLE DOWNTOWN AIRPORT
SC TECHNOLOGY & AVIATION CENTER

PORT

INLAND PORT GREER

- 17 miles from the City of Greenville
- 151,261 rail lifts in FY2022

PORT OF CHARLESTON

- 212 miles from the City of Greenville
- 2.9 million TEUs handled in FY2022
- ▲ 11.9% from FY2021

HIGHWAY

INTERSTATES

85 185 385

HIGHWAYS

25 29

123 276

RAIL

MAJOR PROVIDERS

SHORT-LINE PROVIDERS
Carolina Piedmont

ADDITIONAL RESOURCES



Sources: Appalachian Council of Governments, Esri Business Analyst, Greenville-Spartanburg International Airport, Manufacturer's News, SC Department of Revenue and Taxation, SC Ports Authority, Upstate SC Alliance, and US Census Bureau

Bobby Lyons, SIOR, CCIM
864.590.3476
bobby@lyonsindustrial.com

Luke Lyons
864.838.1886
luke@lyonsindustrial.com

LYONSINDUSTRIAL.COM

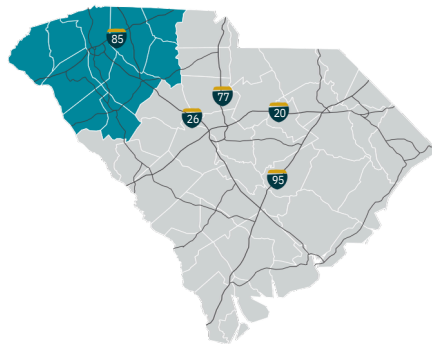


CORFAC INTERNATIONAL

UPSTATE SOUTH CAROLINA INFO



A diverse range of companies seeking a competitive advantage have found a business-friendly trifecta in Upstate South Carolina: a top-ranked business climate, a world-class research environment and a superb quality of life. They are drawn here by our affordable tax rates, market accessibility and the quality and availability of our workforce. Supporting this is our dedication to research and innovation, including R&D facilities for Michelin, Fuji and General Electric and research centers that support the automotive, life sciences, plastics and photonics industries. And it's all set in a region where cost of living is about 10 percent lower than the national average and cultural and recreational opportunities cater to a diverse range of tastes.



TOTAL POPULATION

| | 2010 | 2022 | 2027 | Growth Rate* |
|----------------|-------------|-------------|-------------|--------------|
| Upstate SC | 1,362,073 | 1,550,553 | 1,600,850 | 0.64% |
| South Carolina | 4,625,364 | 5,255,014 | 5,434,182 | 0.67% |
| United States | 308,745,538 | 335,707,897 | 339,902,796 | 0.25% |

*Projected annual growth rate 2022-2027

POPULATION BY AGE

| | 2010 | 2022 | 2027 |
|-------------------|-------------|-------------|-------------|
| Under 5 | 6.5% | 5.7% | 5.6% |
| 5 to 9 | 6.4% | 6.1% | 5.9% |
| 10 to 14 | 6.6% | 6.2% | 6.3% |
| 15 to 24 | 14.2% | 12.6% | 12.5% |
| 25 to 34 | 12.1% | 12.9% | 11.6% |
| 35 to 44 | 13.3% | 12.3% | 12.9% |
| 45 to 54 | 14.4% | 12.4% | 12.0% |
| 55 to 64 | 12.4% | 13.2% | 12.6% |
| 65+ | 14.1% | 18.5% | 20.5% |
| MEDIAN AGE | 38.2 | 40.2 | 41.1 |

37.6% of the 2022 population is prime working age

HOUSEHOLDS & FAMILIES

| | 2010 | 2022 | 2027 |
|------------------------|---------|---------|---------|
| Total Households | 532,065 | 613,944 | 635,608 |
| Total Families | 363,466 | 404,034 | 416,221 |
| Average Household Size | 2.49 | 2.46 | 2.46 |
| Renter Occupied | 61.2% | 64.5% | 65.2% |
| Owner Occupied | 26.8% | 25.8% | 25.0% |
| Vacant | 12.0% | 9.7% | 9.8% |

MEDIAN HOUSEHOLD INCOME

| | 2022 | 2027 |
|----------------|----------|----------|
| Upstate SC | \$60,127 | \$69,990 |
| South Carolina | \$61,645 | \$72,650 |
| United States | \$72,414 | \$84,445 |

POPULATION by Race & Ethnicity

| | 2010 | 2022 | 2027 |
|---------------------------------|-------|-------|-------|
| White | 75.5% | 69.8% | 68.6% |
| Black | 18.3% | 17.3% | 17.4% |
| American Indian / Alaska Native | 0.3% | 0.4% | 0.4% |
| Asian | 1.4% | 1.9% | 2.1% |
| Hawaiian / Pacific Islander | 0.0% | 0.1% | 0.1% |
| Some Other Race | 2.8% | 4.3% | 4.6% |
| Two or More Races | 1.6% | 6.3% | 6.9% |
| Hispanic Origin (any race) | 5.5% | 8.0% | 8.3% |

PER CAPITA INCOME

| | 2022 | 2027 |
|----------------|----------|----------|
| Upstate SC | \$34,518 | \$40,048 |
| South Carolina | \$36,186 | \$41,955 |
| United States | \$40,363 | \$47,064 |

2022 EDUCATIONAL ATTAINMENT, AGE 25+

- 11.6% Graduate / Professional Degree
- 18.8% Bachelor's Degree
- 11.4% Associate Degree
- 18.6% Some College, No Degree
- 5.2% GED / Alternative Credit
- 22.4% High School Diploma
- 8.1% 9th-12th Grade, No Diploma
- 3.8% Less than 9th Grade



88% high school diploma or higher

30.4% bachelor's degree or higher

Bobby Lyons, SIOR, CCIM
864.590.3476
bobby@lyonsindustrial.com

Luke Lyons
864.838.1886
luke@lyonsindustrial.com

LYONSINDUSTRIAL.COM

LYONS
INDUSTRIAL PROPERTIES
SALES • LEASING • DEVELOPMENT
CORFAC INTERNATIONAL

UPSTATE SOUTH CAROLINA (CONT.)

2020 COMMUTING PATTERNS

TRAVEL DISTANCE TO WORK

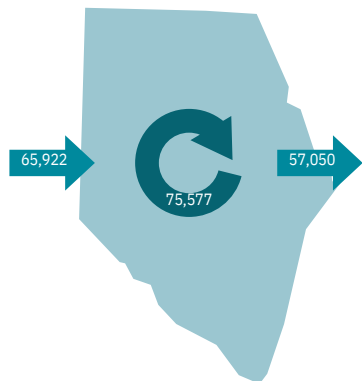
| | |
|--------------------|-------|
| Less than 10 miles | 43.7% |
| 10-24 miles | 33.2% |
| 25-50 miles | 8.3% |
| 50 miles or more | 14.8% |

76.9%
of workers travel less than 25 miles

Spartanburg County WHERE DO WORKERS LIVE?

| | |
|--------------------|-------|
| Spartanburg County | 53.4% |
| Greenville County | 17.0% |
| Cherokee County | 4.1% |
| Anderson County | 2.9% |
| Union County | 1.9% |
| Laurens County | 1.8% |
| Richland County | 1.5% |
| Pickens County | 1.5% |
| York County | 1.2% |
| Lexington County | 1.1% |

WORKER INFLOW & OUTFLOW



| | |
|-------------------------------------|--------|
| Live and work in Spartanburg County | 75,577 |
| Commute into Spartanburg County | 65,922 |
| Commute out of Spartanburg County | 57,050 |

2023 EMPLOYMENT

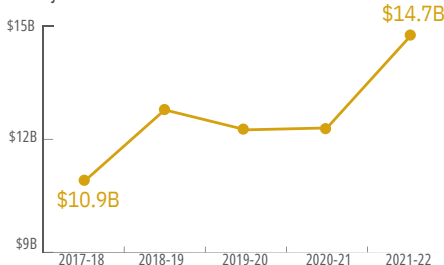
| by Industry | % | Count |
|-----------------------------------|-------------|----------------|
| Agriculture / Mining | 0.6% | 920 |
| Construction | 5.8% | 8,927 |
| Manufacturing | 20.3% | 31,037 |
| Wholesale Trade | 2.0% | 3,076 |
| Retail Trade | 10.4% | 15,905 |
| Transportation / Utilities | 7.5% | 11,532 |
| Information | 1.7% | 2,634 |
| Finance / Insurance / Real Estate | 4.8% | 7,305 |
| Services | 43.8% | 66,878 |
| Public Administration | 3.0% | 4,642 |
| TOTAL | 100% | 152,856 |

2023 CIVILIAN POPULATION

| by Labor Force (16+) | Count | % |
|----------------------|---------|------|
| Labor Force | 159,818 | |
| Unemployed | | 4.4% |

GROSS RETAIL SALES

by Fiscal Year



2023 BUSINESS ESTABLISHMENTS

by Industry

| | | |
|--|--|------------------------|
| 497 Manufacturing | 899 Leisure and Hospitality | 1,499 Retail |
| 1,006 Professional and Business Services | 296 Transportation and Warehousing | |

TOP 10 MAJOR EMPLOYERS

| COMPANY | PRIMARY PRODUCT(S) / INDUSTRY | EMPLOYEES |
|--|-------------------------------|-------------|
| BMW Manufacturing Corporation | Automobile Manufacturer | 5,000+ |
| Prisma Health | Healthcare System | 5,000+ |
| Spartanburg Regional Healthcare System | Healthcare System | 5,000+ |
| School District of Greenville County | K-12 Public Education | 5,000+ |
| Spartanburg County School Districts | K-12 Public Education | 5,000+ |
| Michelin North America | Tire Manufacturer | 5,000+ |
| Clemson University | Public Research University | 5,000+ |
| Bon Secours St. Francis Health System | Healthcare System | 2,501-5,000 |
| Spectrum Communications | Call Center | 2,501-5,000 |
| Greenville County | Local Government | 2,501-5,000 |

AIRPORT

GREENVILLE-SPARTANBURG INTERNATIONAL AIRPORT

- 50 non-stop daily departures
- 17 major cities & 20 airports
- 2.2 million passengers flown in FY2022
- 97,221 tons of air cargo moved in FY2022

PORT

INLAND PORT GREER

- 151,263 rail lifts in FY2022

PORT OF CHARLESTON

- 2.9 million TEUs handled in FY2022
- ▲ 11.9% from FY2021

HIGHWAY

INTERSTATES

26, 185, 85, 385, 585

RAIL

MAJOR PROVIDERS

SHORT-LINE PROVIDERS

Greenville & Western
Pickens
Carolina Piedmont

ADDITIONAL RESOURCES

Sources: Appalachian Council of Governments, ESRI Business Analyst, Greenville-Spartanburg International Airport, Lightcast 2023.2 (QCEW), Manufacturer's News, SC Department of Revenue and Taxation, SC Ports Authority, Upstate SC Alliance, US Bureau of Labor Statistics, and US Census Bureau

Bobby Lyons, SIOR, CCIM
864.590.3476
bobby@lyonsindustrial.com

Luke Lyons
864.838.1886
luke@lyonsindustrial.com

LYONSINDUSTRIAL.COM

LYONS
INDUSTRIAL PROPERTIES
SALES • LEASING • DEVELOPMENT
CORFAC INTERNATIONAL