



BUILDING 100

## A State-of-the-Art Logistics Hub

8 buildings | +/-2,051,318 SF






# SUGARLOAF LOGISTICS HUB

Currently under development by Foxfield LLC, **Sugarloaf Logistics Hub** is comprised of eight buildings measuring 120,000 SF to 624,280 SF.


**8** buildings  
**2,051,318** total square footage

This **master-planned industrial park** offers ultimate flexibility to be able to meet the needs of industrial tenants of various sizes. The park's other amenities include 2 apartment communities, access to walking trails and Hughes Lake, and a mix of retail and restaurant spaces.



## PROJECT SPECIFICATIONS | BUILDING 100

<b>BUILDING SIZE</b>	178,568 SF rear load	<b>TRUCK COURT DEPTH</b>	130' with 60' concrete aprons
<b>OFFICE SF</b>	+/- 3,000 SF	<b>TRAILER PARKING</b>	20
<b>CEILING HEIGHT</b>	36'	<b>CAR PARKING</b>	166
<b>DIMENSIONS</b>	660' w x 260' d	<b>SPRINKLER SYSTEM</b>	ESFR
<b>COLUMN SPACING</b>	54' x 50' (60' speed bays)	<b>POWER</b>	3,000A, 277/480V, 3-phase
<b>DOCK HIGH DOORS</b>	36 (9' x 10') - 17 equipped with 40,000 lb mechanical pit levelers, dock seals, bumpers & LED dock swing lights	<b>ROOF</b>	60 mil TPO, R-20 insulation
<b>DRIVE-IN DOORS</b>	2 (12' x 14')	<b>LIGHTING</b>	LED on motion sensors - one (1) fixture per bay



TREE SAVE PROGRAM



ENERGY EFFICIENT



LEED CERTIFIABLE



100% RECYCLED CONCRETE



TRAIL PRESERVATION



## LOCATION ADVANTAGE

Lawrenceville is the oldest city in greater Atlanta and started as a bustling center for both trade and community. It has seen remarkable growth to a population of more than 30,000 citizens. Lawrenceville has a substantial and viable industrial base near Highway 316.

0.3 miles

to Hwy 316

2.4 miles

to I-85

13 miles

to I-285

13 miles

to FedEx Ground

13 miles

to UPS Hub

38 miles

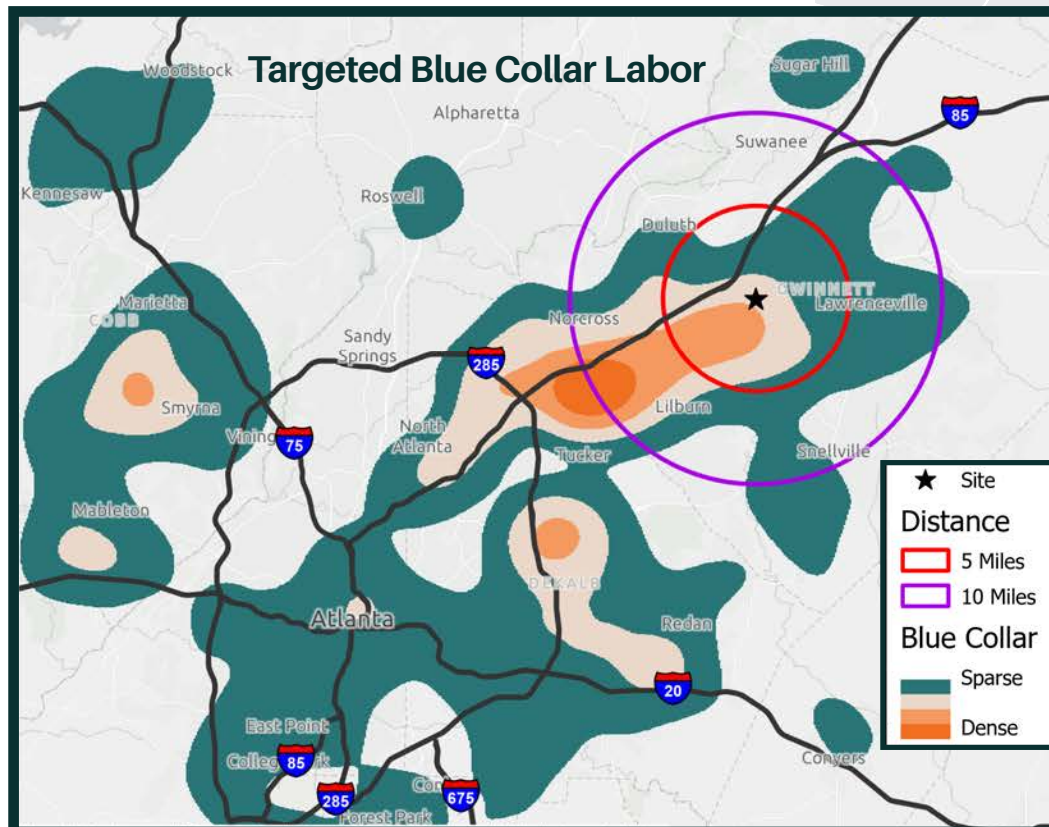
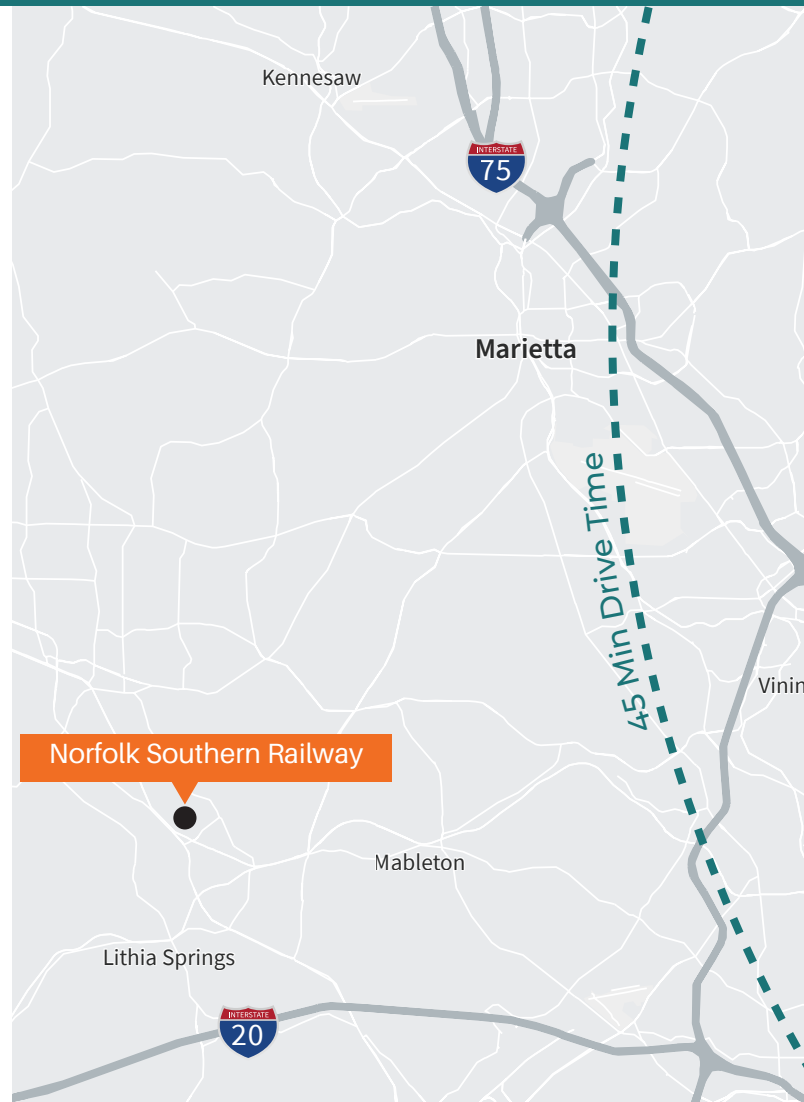
to Hartsfield-Jackson  
Atlanta Int'l Airport

46 miles

to Norfolk Southern  
Railway

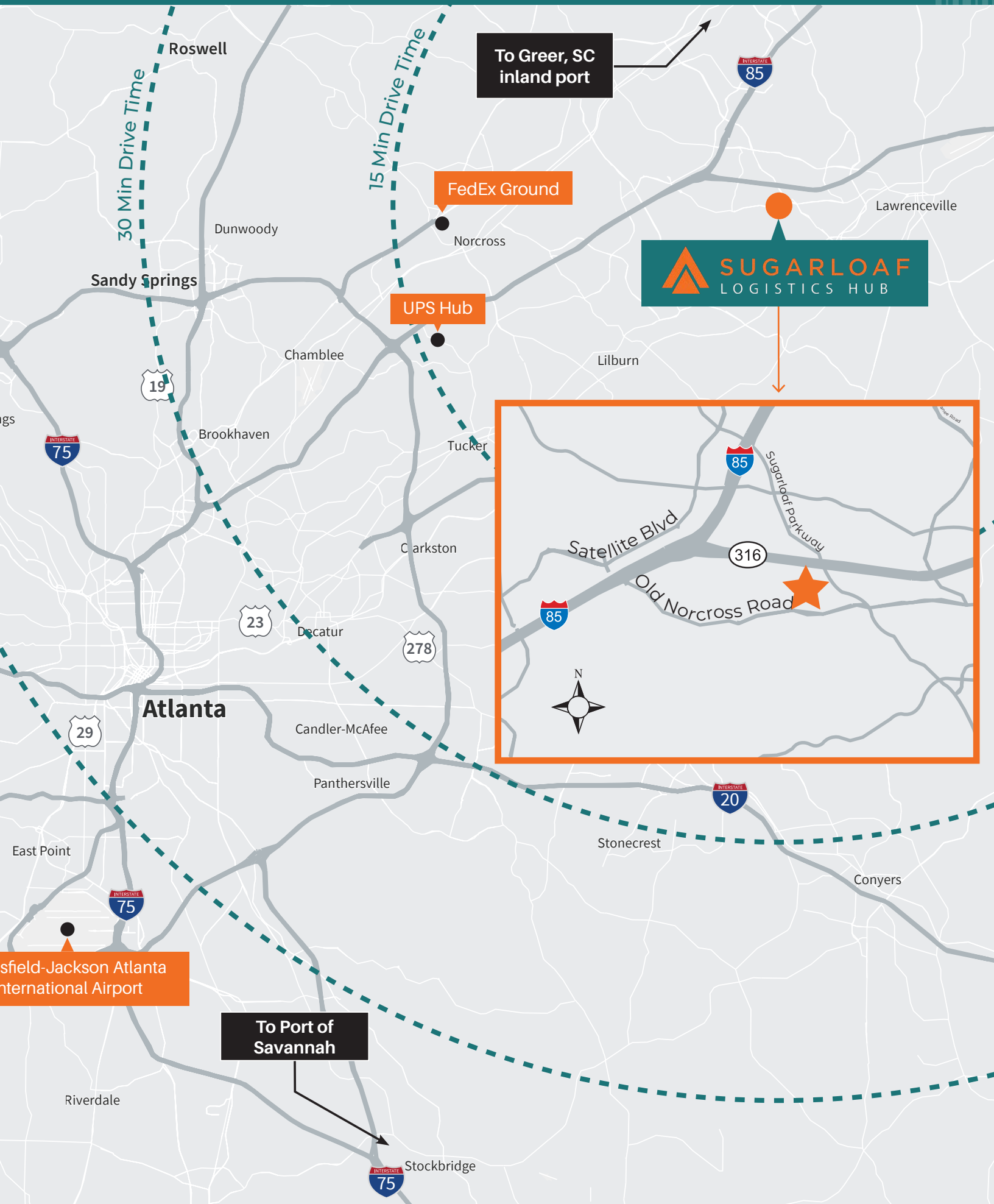
49 miles

to CSX Intermodal  
Fairburn



Hart  
In

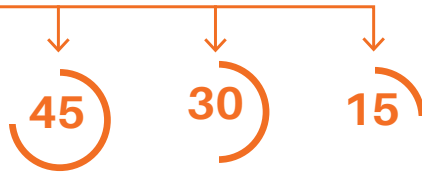
CSX Fairburn





# DEMOGRAPHICS

Minute ZIP drive time from 5030 Sugarloaf Parkway, Lawrenceville, Gwinnett County, Georgia, 30044, USA\*



## REGIONAL METRICS

Historical Population Change % (2019 - 2024)	+5%	+6%	+7%
Population (2020)	3,215,538	1,598,162	371,205
Population (2025)	3,360,927	1,680,676	389,636
Projected Population (2029)	3,508,101	1,759,428	418,492
Projected Population Change % (2024 - 2029)	+5%	+6%	+9%
Jobs (2020)	1,927,207	1,031,429	168,304
Jobs (2025)	2,192,536	1,155,570	189,695
Jobs Change %	+14%	+12%	+13%
Current Average Earnings	\$96,106	\$98,436	\$77,379
COL Index	99.4	100.8	98.5
COL Adjusted Current Average Earnings	\$96,687	\$97,655	\$78,557
Exports	\$388.64B	\$211.86B	\$28.36B

## OCCUPATION METRICS

Historical Jobs (2019)	250,350	117,672	25,555
Historical Job Change % (2019 -2024)	+11%	+4%	+12%
Jobs (2025)	282,944	123,635	29,222
2024 Resident Workers	213,053	97,403	21,520
2020 Resident Workers	190,066	86,946	18,865
2024 Net Commuters	63,643	24,606	7,080
Average Annual Earnings	\$51,965	\$52,620	\$50,283
Median Annual Earnings	\$45,218	\$45,470	\$43,771





Amenities

Companies

Education



**SUGARLOAF MILLS**  
A SIMON CENTER



**MOBIS**

**AMWARE**  
SCALABLE FULFILLMENT



**DSV**  
Global Transport and Logistics

Georgia Technical College

**amazon**

316



316

**XPO Logistics**



**UNITED STATES POSTAL SERVICE**

**SUGARLOAF**  
LOGISTICS HUB



**QT QuikTrip**

Gwinnett School of Mathematics, Science & Technology



# SUGARLOAF

## LOGISTICS HUB



**Foxfield** is a real estate investment and development company with a focus on industrial and residential markets. Headquartered in Boston, with offices in Atlanta and Philadelphia, Foxfield searches for unique investment opportunities primarily on the East Coast. Foxfield currently has \$900,000,000+ in assets under management and a portfolio of 8,000,000 SF.

### Distilling Opportunity Into Value

Foxfield's sole focus is on finding value. We find value in everything we do. Our expertise lies in uncovering opportunities where others see none, thriving in inefficient markets, and finding value where it is least expected. This proactive and often contrarian approach is driven by a persistent focus on a margin of safety that consistently delivers asymmetric returns for our investors, and value for our tenants.

### No Investment Mandate

Foxfield has no equity mandate, thus our investment strategy is driven by our macro market thesis versus strict adherence to product categories, allowing the firm to remain agile and rotate into (and out of) areas of opportunity. We evaluate opportunities on a deal-by-deal basis with a macro viewpoint and make investment decisions based on a robust data-driven, and analytical approach.

### Deep Market Expertise

Our strategy is built on the Foxfield partners 30+ years of experience in, and understanding of, the markets in which we invest. Foxfield goes deep on local relationships and micro-market knowledge, leveraging information into unique insights and differentiated execution.



FOXFIELD



Reed Davis, SIOR  
reed.davis@jll.com  
404.844.9128

Stephen Bridges, SIOR  
Stephen@OnPacePartners.com  
404.909.1560

Ryan Manfredi  
ryan.manfredi@jll.com  
706.296.4418

Although information has been obtained from sources deemed reliable, JLL does not make any guarantees, warranties or representations, express or implied, as to the completeness or accuracy as to the information contained herein. Any projections, opinions, assumptions or estimates used are for example only. There may be differences between projected and actual results, and those differences may be material. JLL does not accept any liability for any loss or damage suffered by any party resulting from reliance on this information. If the recipient of this information has signed a confidentiality agreement with JLL regarding this matter, this information is subject to the terms of that agreement. ©2025 Jones Lang LaSalle Brokerage, Inc. All rights reserved.