



GRAND FORTY FIVE GATEWAY



45TH AVE. LOGISTICS PARK

Building 1 ±234,000 SF

Building 2 ±185,000 SF

Delivering Q1 2026

45th Avenue & Grand Avenue, Phoenix, Arizona



SITE PLAN



Click or Scan for Video



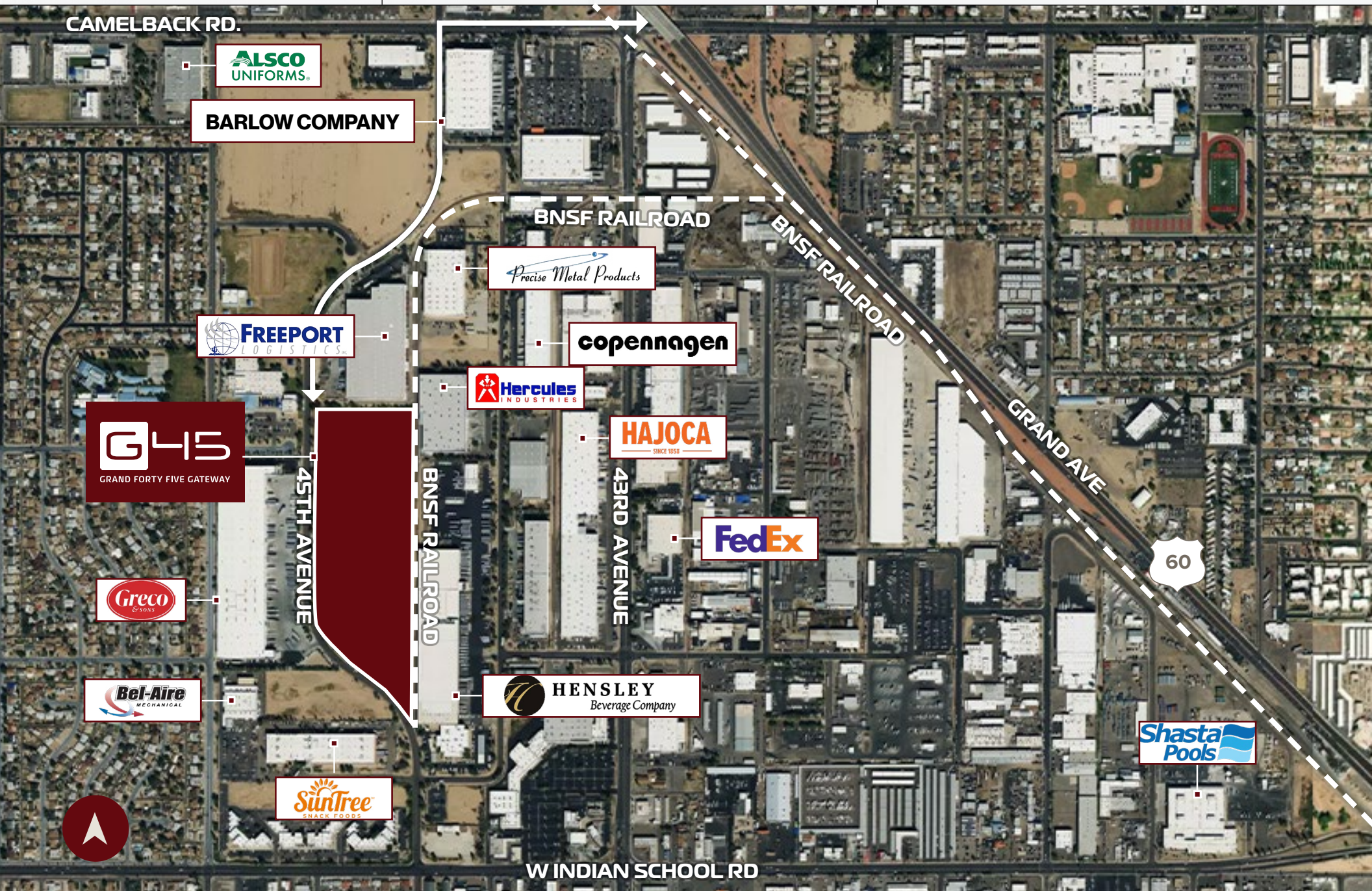
SPECS	BUILDING 1	BUILDING 2
Address	4375 N 45th Avenue	4507 N 45th Avenue
Square Feet	233,687	184,955
Clear Height	36'	36'
Loading Docks (9' X 10')	39	29
Grade Level Doors (12' X 14')	3	3
Auto Parking	213	163
Trailer Parking	65	55
Building Dimensions	728' X 330'	560' X 330'
Column Spacing	56' X 50' with 70' speed bay	56' X 50' with 70' speed bay
Power	3,000 AMP (expandable)	3,000 AMP (expandable)
ESFR	1,500 GPM electric fire pump	1,500 GPM electric fire pump
Floor Slab	7" reinforced slab with 4" of crushed aggregate base; 4,000 PSI	
Insulation	Roof: R-38 / Walls: R-11	Roof: R-38 / Walls: R-11
Other	Secure truck court	Secure truck court
	Divisible	Divisible
MAKE-READY IMPROVEMENTS		
Office	One 3,360 SF office with shell	
Dock Equipment	40,000 LB mechanical pit levelers and bumpers on 20 doors for Building 1 and 14 doors for Building 2	
Cooling	HVAC in warehouse & office; 650 SF per ton (carrier units)	
Lighting	LED	
	30 ft candles avg at 36 inches above finished floor	

GRAND SPACE IN PHOENIX

Two state-of-the-art distribution facilities offering unparalleled flexibility and efficiency

An exceptional industrial development featuring two advanced buildings designed for modern logistics. With a total of 418,642 square feet, 36-foot clear heights, numerous dock doors, and will deliver with all of today's necessary make-ready improvements. The intelligent layout optimizes storage and operational efficiency, while secure truck courts ensure smooth freight handling.




Engineered to surpass industry standards, both structures are equipped with robust 3,000 AMP expandable power systems and efficient LED lighting. Each building includes a 3,360 SF office built-out with storefronts and glazing for two additional office areas. Offering divisible floor plans, these facilities accommodate businesses of various sizes and industries.

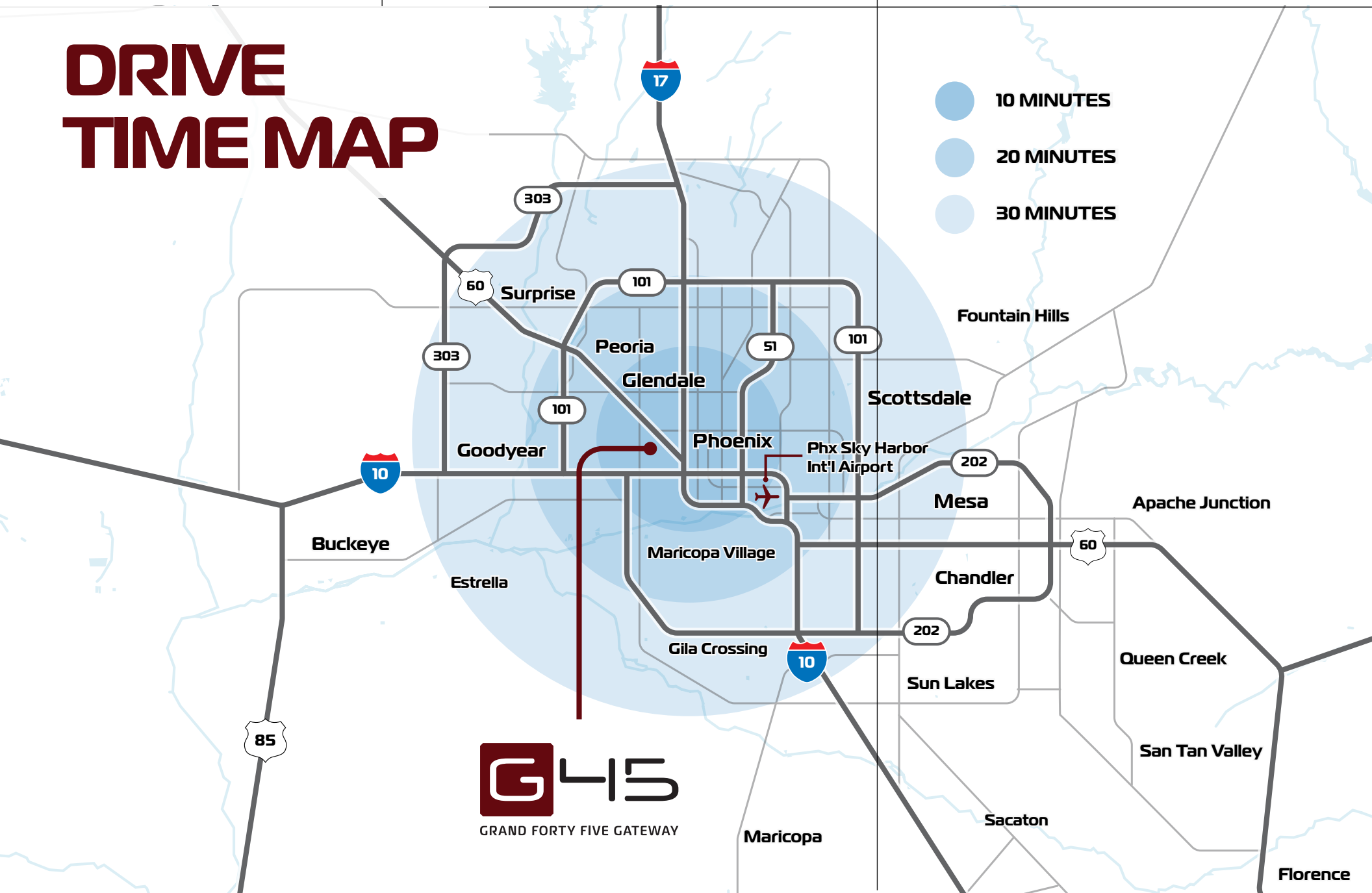


AREA DEMOGRAPHICS

POPULATION	10 MINUTES	20 MINUTES	30 MINUTES
2024 Total Population	249,232	1,180,015	2,589,250
2029 Projected Population	248,496	1,222,270	2,695,295
2024-2029 Forecasted Population Growth	-0.30%	3.60%	4.10%
2024 Median Age	29.5	33	35.1
Bachelor's Degree Or Higher	11.00%	22.90%	32.10%
2024 Average Household Income	\$71,034	\$88,221	\$103,816
2024 Median Home Value	\$251,485	\$374,536	\$429,223
INDUSTRIES			
2024 Manufacturing Businesses	320	1,376	3,039
2024 Manufacturing Industry Employment	5,142	36,542	83,049
2024 Transportation/Warehouse Businesses	125	737	1,430
2024 Transportation/Warehousing Industry Employment	1,448	16,875	28,724

DRIVE TIME MAP

-  10 MINUTES
-  20 MINUTES
-  30 MINUTES



THE SOUTHWEST'S POWERHOUSE

As the fifth-most populous metro area in the United States, Phoenix offers a unique blend of opportunities for businesses of all sizes. Our thriving economy is built on a foundation of diverse industries, from cutting-edge technology to world-class healthcare. Strategic Advantages:

Prime Location & Connectivity

- One-day access to three major North American economies: California, Texas, and Mexico
- Sky Harbor International Airport: 120+ domestic and 25 international destinations
- Modern infrastructure with efficient public transit and updated freeways

Quality of Life

- Low risk of natural disasters
- Growing population
- Exceptional living standards

Business-Friendly Environment

- Easy access to major markets
- Favorable tax policies and growth incentives
- Modern, dependable infrastructure

Economic Efficiency

- Operating costs up to 44% lower than California
- Low inflation rate of 2.58% (vs. U.S. average of 3.27%)
- Pro-business government policies and low taxes

Exceptional Workforce

- 50% of workforce holds an associate's degree or higher
- 58% of the population is of working age
- Home to Arizona State University, top 10 nationwide for key business programs

Discover why Phoenix is the #1 choice for businesses looking to grow, innovate, and succeed in a dynamic, supportive environment.



5th largest metro area in the U.S.



44% lower operating costs than California



50% of workforce with higher education



58% working-age population



145+ direct flights from Sky Harbor International Airport



Lower inflation rate of 2.58% compared to 3.27% average

For more information:

John Lydon

Senior Managing Director

T: +1 602 282 6326

M: +1 773 617 6511

john.lydon@jll.com

Kelly Royle

Vice President

T: +1 602 282 6258

M: +1 602 814 1583

kelly.royle@jll.com

Anthony Lydon, CSCMP

Vice Chairman

T: +1 602 282 6268

M: +1 602 469 1843

aj.lydon@jll.com

Although information has been obtained from sources deemed reliable, neither Owner nor JLL makes any guarantees, warranties or representations, express or implied, as to the completeness or accuracy as to the information contained herein. Any projections, opinions, assumptions or estimates used are for example only. There may be differences between projected and actual results, and those differences may be material. The Property may be withdrawn without notice. Neither Owner nor JLL accepts any liability for any loss or damage suffered by any party resulting from reliance on this information. If the recipient of this information has signed a confidentiality agreement regarding this matter, this information is subject to the terms of that agreement. © 2024 Jones Lang LaSalle IP, Inc. All rights reserved.

