

FOR LEASE

LONG BEACH LOGISTICS CENTER PHASE II

*62,042 SF Industrial Building
Adjacent to the 710 Freeway, and
Close to the Port of Long Beach.*

1301 SAN FRANCISCO AVE, LONG BEACH, CA 90813



KIDDER.COM

LONGBEACHLOGISTICSCENTER.COM

km Kidder
Mathews

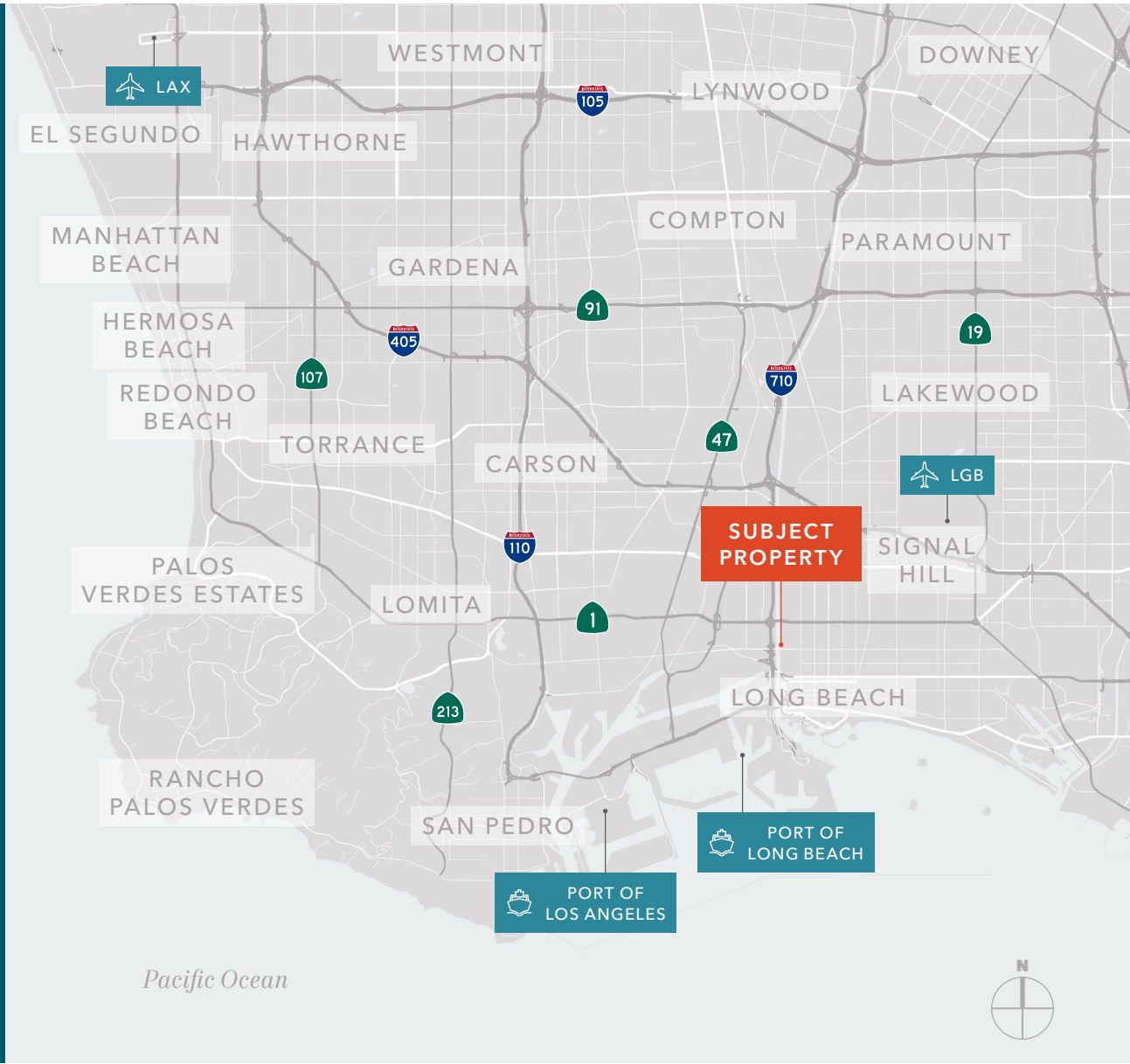
BUILDING 1

1301 SAN FRANCISCO AVE

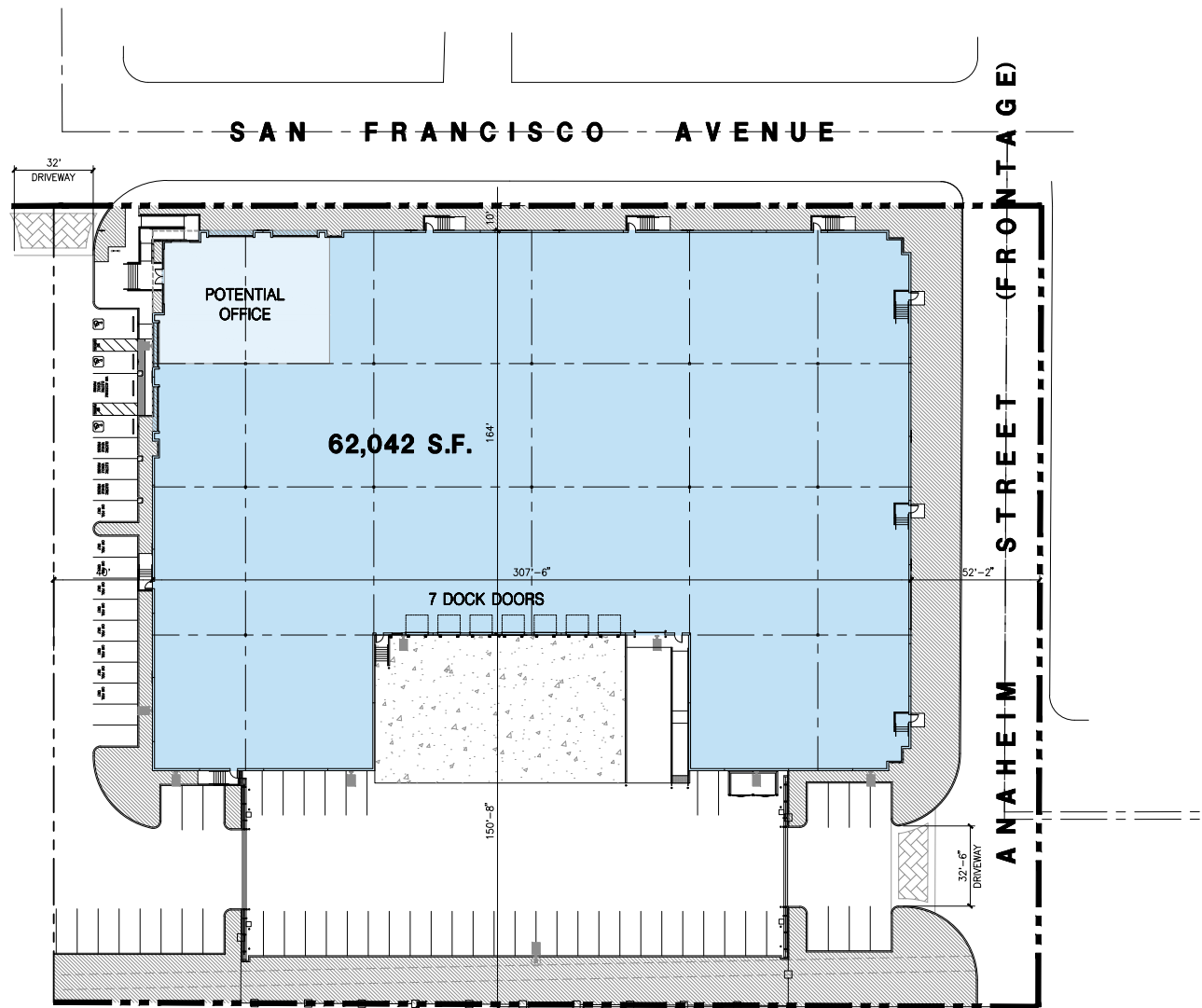
| | |
|-------------------|----------------|
| AVAILABLE SPACE | 62,042 SF |
| OFFICE SPACE | 4,000 SF |
| CLEAR HEIGHT | 32' |
| SPRINKLERS | ESFR |
| DOCK HIGH DOORS | 7 |
| GRADE LEVEL DOORS | 1 |
| TURNING RADIUS | 150' |
| POWER | 1200A 277/480V |

Adjacent to the 710 Freeway


5 Miles to the Ports of Long Beach



SITE PLAN - BUILDING 1



BUILDING 1





**SUBJECT
PROPERTY**

Exclusively listed by

MARC BONANDO, SIOB
SVP, Managing Director
310.906.3290
marc.bonando@kidder.com
LIC N° 01348269

BRAD CONNORS
First Vice President
310.906.3266
brad.connors@kidder.com
LIC N° 01931267

TYLER ANTROBIUS
Associate
310.906.3285
tyler.antrobius@kidder.com
LIC N° 02251042

KIDDER.COM
LONGBEACHLOGISTICSCENTER.COM