



Highly Visible Retail Space Available for Sublease

6876 Kimball Drive, Gig Harbor, WA 98335

- Standalone retail building with great visibility and ample parking
- Front and rear signage visible from Kimball Drive (7,747 CPD) and SR 16 Off-Ramp (79,536 CPD)
- 9' 10" ceilings
- Monument signage available
- Excellent access to SR 16
- Layout –
 - Large open showroom/sales area
 - Multiple double door entrances
 - Two (2) ADA restrooms
 - Two (2) private offices

5,855 Square Feet

Sublease Term:
Through May 31, 2027
(Longer Term Potentially Available)

Asking Rate:
Inquire with Broker



KYLE WALDERHAUG
(425) 478-5683
KYLE@NWRETAIL.COM

Gig Harbor, WA

Population
 1 Mile - 6,025
 3 Miles - 27,895
 5 Miles - 66,197

Households
 1 Mile - 2,675
 3 Miles - 11,239
 5 Miles - 26,543

HH Median Income
 1 Mile - \$108,494
 3 Miles - \$118,086
 5 Miles - \$121,886




Drive Times

- 14 Minutes/13 Miles to Tacoma
- 25 Minutes/22 Miles to Bremerton
- 29 Minutes/29 Mile to Silverdale



KYLE WALDERHAUG
 (425) 478-5683
 KYLE@NWRETAIL.COM





**This information supplied herein is from sources we deem reliable. It is provided without any representation, warranty, or guarantee, expressed or implied as to its accuracy. Prospective Buyer or Tenant should conduct an independent investigation and verification of all matters deemed to be material, including, but not limited to, statements of income and expenses. Consult your attorney, accountant, or other professional advisor. All Northwest Retail Partners designs are the sole property of Northwest Retail Partners. Branded materials and layouts are not authorized for use by any other firm or person.*



KYLE WALDERHAUG
(425) 478-5683
KYLE@NWRETAIL.COM