

BARTLETT

COMMERCE CENTER



RYAN O'LEARY

+1 630 781 7908

RYAN.OLEARY@KBCADVISORS.COM

JONATHAN POSTWEILER

+1 224 244 0710

JONATHAN.POSTWEILER@KBCADVISORS.COM

maple tree



155,400 SF
(DIVISIBLE)

740'x210'
BUILDING DIMENSIONS

36'
CLEAR HEIGHT

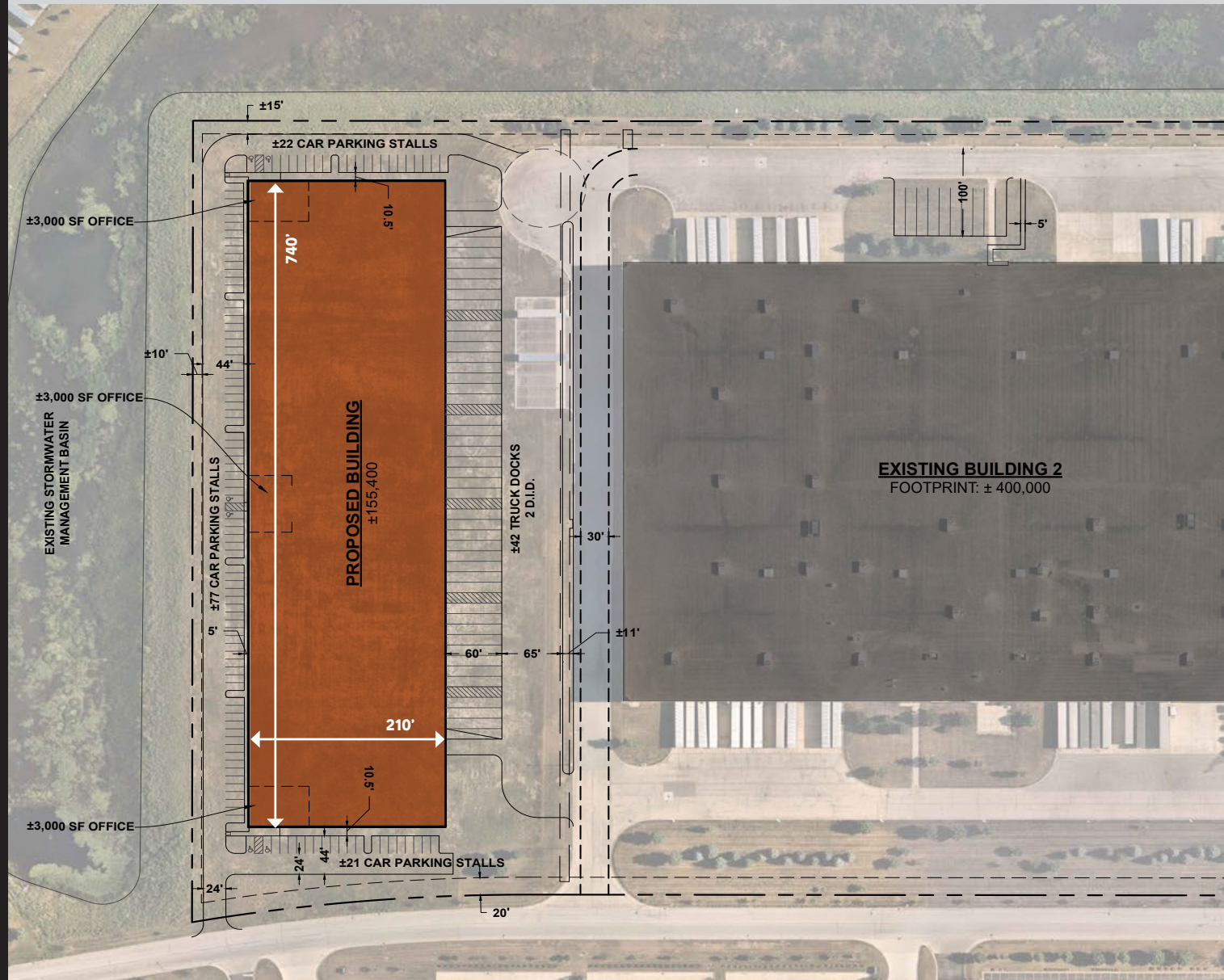
52'x50'
TYPICAL BAY SPACING

60'
SPEED BAY SPACING

±120
CAR PARKING

21
DOCK DOORS
(EXPANDABLE UP TO 42)

2
DRIVE IN DOORS



RYAN O'LEARY
+1 630 781 7908
RYAN.OLEARY@KBCADVISORS.COM

JONATHAN POSTWEILER
+1 224 244 0710
JONATHAN.POSTWEILER@KBCADVISORS.COM

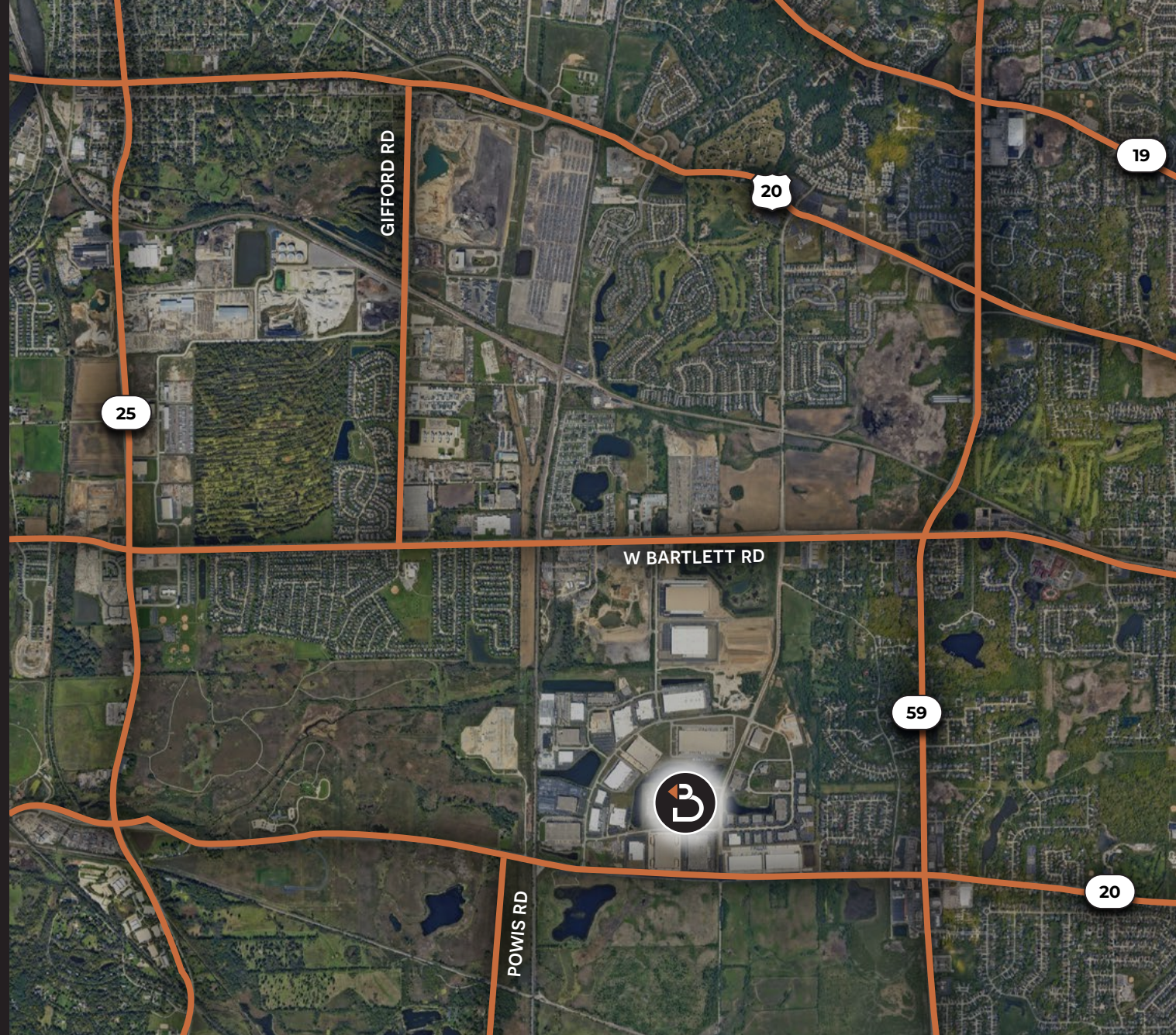
maplētree



BARTLETT

COMMERCE CENTER

- ▶ SITUATED ON **8.2 ACRES**
- ▶ ZONED GENERAL INDUSTRY
ECONOMIC DEVELOPMENT
- ▶ AREA DISTRICT IN THE
ESTABLISHED **BREWSTER
CREEK** BUSINESS PARK
- ▶ LOCATED ONLY **1.3 MILES** FROM
ROUTE 59, **7.5 MILES** FROM **I-90**,
13 MILES FROM **I-88** AND
14 MILES FROM **I-355**
- ▶ SURROUNDED BY HIGHLY DENSE
WAREHOUSE LABOR



RYAN O'LEARY

+1 630 781 7908

RYAN.OLEARY@KBCADVISORS.COM

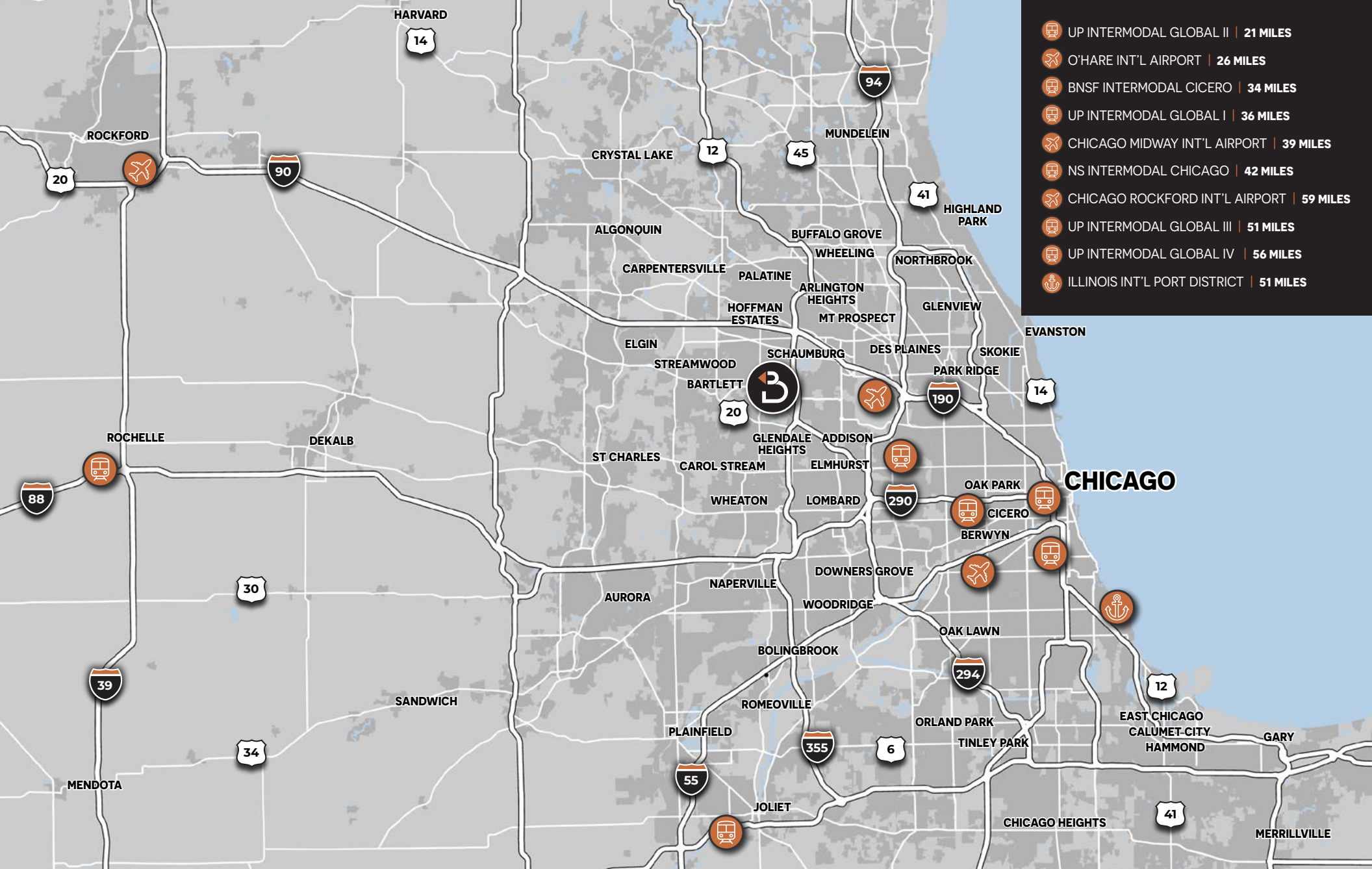
JONATHAN POSTWEILER

+1 224 244 0710

JONATHAN.POSTWEILER@KBCADVISORS.COM

maplētree





RYAN O'LEARY

+1 630 781 7908

RYAN.OLEARY@KBCADVISORS.COM

JONATHAN POSTWEILER

+1 224 244 0710

JONATHAN.POSTWEILER@KBCADVISORS.COM

maplēree



ABOUT MAPLETREE

MAPLETREE IS A LEADING GLOBAL REAL ESTATE DEVELOPER, INVESTOR AND MANAGER HEADQUARTERED IN SINGAPORE. MAPLETREE OWNS AND MANAGES 70 MILLION SQUARE FEET OF LOGISTICS AND INDUSTRIAL PROPERTIES ACROSS 26 STATES WITH OFFICES IN NEW YORK, CHICAGO, ATLANTA, DALLAS AND LOS ANGELES.

RYAN O'LEARY

+1 630 781 7908

RYAN.OLEARY@KBCADVISORS.COM

JONATHAN POSTWEILER

+1 224 244 0710

JONATHAN.POSTWEILER@KBCADVISORS.COM



maple^{tree}