



Space Profile for

Unit: #8212

Area: 1200 sq ft

Address

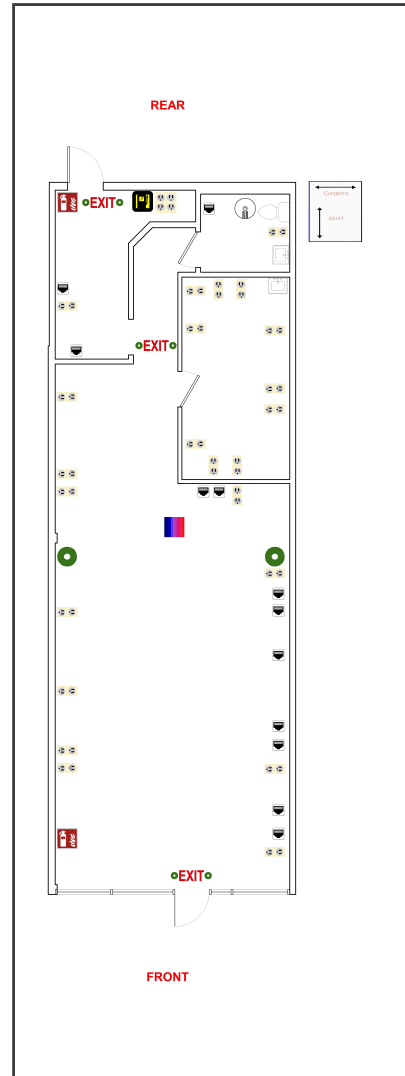
8212 N. Lindbergh Blvd.

Florissant, MO 63031

















































4300 West Cypress St., Suite 160

Tampa, FL, 33607



Legend

	Tenant Water Meter		Air Handler		Rectangular Column		Disconnect
	Sub Water Meter		HVAC Unit		Appliance Outlet		Freezer
	House Water Meter		Blank Air Handler		Outlet		Can Light
	Blank Water Meter		Blank HVAC Unit		Service Panel		Recessed Light
	Tenant Gas Meter		Vertical Fire Riser		Water Heater		Ceiling Fan w/ Light
	Sub Gas Meter		Horizontal Fire Riser		RJ45		Ceiling Fan
	House Gas Meter		Fire Sprinkler		Backflow Preventer		Diffuser
	Blank Gas Meter		Fire Alarm Pull		Water Fountain		Air Vent
	Tenant Electric Meter		Fire Alarm		Grease Trap		Emergency Light
	Sub Electric Meter		Fire Extinguisher		Step Down Transformer		4 Bulb Fluorescent
	House Electric Meter		Thermostat		Floor Drain		2 Bulb Fluorescent
	Blank Electric Meter		Fire Alarm Control Panel		Tankless Water Heater		1 Bulb Fluorescent

Space Overview

Overview	Actual Square Footage	Measured Depth of Space
	1200 SQFT	60' 0"

Thickness	Front Wall	Rear Wall	Left Wall	Right Wall
	0' 5"	0' 8"	0' 6"	0' 6"

Flooring	Concrete	Carpet	Tile	Other	Unit	Total
		1089.15 SQFT	49.38 SQFT		1200 SQFT	1138.53 SQFT

Ceiling Information	Height From Floor To Ceiling	Height From Floor To Bottom Of Deck	Height From Floor To Bottom Of Joist
	Front: 10' 5" Back: 10' 2"	Front: 14' 10" Back: 13' 8"	Front: 13' 1" Back: 11' 10"

Ceiling Information Cont.	Clear Ceiling Height
	10' 5"

Mechanical

HVAC	Reference	Manufacturer	Model	Serial	Tonnage	Year	Notes
	1	CARRIER	48TCEA05A2A5A0A0A0	1509G10247	4	2009	

Not Present	Assets Not Present
	Air Handler

Electric

Disconnect	Reference	Amps	Location	UL Number	Manufacturer	Handle or Breaker	Notes
	1	0	Rear Exterior	Inaccessible	Inaccessible	Breaker	Main disconnect is Inaccessible

House Electric Meter	Reference	Meter #	Location	Amps	Notes
	1	43950349	Rear Exterior		

Not Present	Assets Not Present
	Step-Down Transformer

Service Panel	Reference	Amps	Service Type	Panel Type	Panel UL Number	Manufacturer	Location	Number of Circuit Breakers	Notes
	1	225	120/208	PRL-1A	GV711123	EATON	Rear Wall		

IDPlans does not provide an Ampacity Report

Plumbing

House Water Meter	Reference	Meter #	Location	Meter Size	Notes
	1	70187433/20072108/70103135A	Meter Vault	8 inch	First and second number on physical meter, third number provided by utility company.

Not Present	Assets Not Present
	Water Fountains
	Backflows

Sub Water Meter	Reference	Meter #	Location	Meter Size	Line Size	Notes
	1	58858464	Sprinkler Room	2 inch		

Water Heater	Reference	Manufacturer	Model	Serial	Gallons	Tank	Water Line (in)	Location	Notes
	1	A.O SMITH	ELJF6917	GF01-6686641-917	6	Tank	3/4"	Restroom Ceiling	

Waste

Not Present	Assets Not Present
	Grease Trap
	Grease Container

Fire

Fire Extinguisher	Number of Fire Extinguishers	Notes
	2	

Not Present	Assets Not Present	
	Fire Alarm Control Panel	

Sprinkler Heads	Sprinkler Heads Present	Riser Located in Space	Additional Information
	10	No	Pendant

Gas

Gas Meter	Reference	Meter #	Location	Size	Notes
	1	021355103	Rear Exterior	1 inch	Utility company will not confirm the name on account.

Room

Restroom	Unit	Description
	Restroom 1	

Storefront 1



