



16001 SE McLoughlin Blvd


16001 SE McLoughlin Blvd, Milwaukie, OR 97267

16001 SE MCGLOUGHLIN BLVD
MILWAUKIE, OR 97267



PROPERTY HIGHLIGHTS

Approximately 6,000 SF building
Approximately 0.45 acre lot
4 Service Bays with Lifts
Showroom, Office & Customer Area
Body Shop Capability
Parking for 60-80 Vehicles
Fenced Vehicle Storage Area
Pylon Signage on McLoughlin Blvd
High Traffic Counts & Excellent Visibility
Ideal for Dealership, Repair, Body Shop, Detail Shop, Tire Store, Fleet Service, RV / Powersports & More
Available August 2026



LEASE RATE

\$14,500/MONTH
NNN

ESTIMATED NNN EXPENSES
Property Taxes: \$11,740.55 / Year
Insurance: \$5,000 / Year
Total Estimated NNN: \$16,740.55 / Year
(Approximately \$1,395 / Month)
NNN ESTIMATED AT \$2.80 / SF / YEAR

PRIME LOCATION

- High visibility on SE McLoughlin Blvd
- Strong daily traffic counts
- Established automotive corridor
- Close proximity to Portland, Milwaukie, Gladstone & Oregon City
- Surrounded by automotive, retail & service businesses



FOR MORE INFORMATION

MCGLOUGHLIN
COMMERCIAL REAL ESTATE, LLC
ALIN NAVIDI
503-358-2127
alinnavidi@gmail.com

Alin Navidi

Navidi Investments, LLC

11240 SW PINTAIL Loop, Beaverton, OR 97007

allen@sunrisepreowned.com

(503) 358-2127

★ TURN-KEY AUTOMOTIVE FACILITY WITH EVERYTHING YOU NEED TO SUCCEED!



FOR LEASE

AUTOMOTIVE DEALERSHIP & SERVICE FACILITY

\$14,500/MONTH
NNN

HIGH VISIBILITY ON SE MCGLOUGHLIN BLVD

16001 SE MCGLOUGHLIN BLVD
MILWAUKIE, OR 97267



AUTOMOTIVE DEALERSHIP APPROVED




TURN-KEY SERVICE FACILITY



LARGE DISPLAY & PARKING LOT

PROPERTY HIGHLIGHTS

- Approximately 6,000 SF building
- Approximately 0.65 acre lot
- 4 Service Bays with Lifts
- Showroom, Office & Customer Area
- Body Shop Capability
- Parking for 60-80 Vehicles
- Fenced Vehicle Storage Area
- Pylon Signage on McLoughlin Blvd
- High Traffic Counts & Excellent Visibility
- Ideal for Dealership, Repair, Body Shop, Detail Shop, Tire Store, Fleet Service, RV / Powersports & More
- Available August 2026



PRIME LOCATION

- High visibility on SE McLoughlin Blvd
- Strong daily traffic counts
- Established automotive corridor
- Close proximity to Portland, Milwaukie, Gladstone & Oregon City
- Surrounded by automotive, retail & service businesses



FOR MORE INFORMATION

MCGLOUGHLIN
INVESTMENT REAL ESTATE, LLC

ALIN NAVIDI

503-358-2127

alinnavidi@gmail.com

LEASE RATE

\$14,500/MONTH
NNN

ESTIMATED NNN EXPENSES

Property Taxes: \$11,740.55 / Year

Insurance: \$5,000 / Year

Total Estimated NNN: \$16,740.55 / Year

(Approximately \$1,395 / Month)

NNN ESTIMATED AT \$2.80 / SF / YEAR

Rental Rate: \$29.00 /SF/YR

Property Type: Retail

Property Subtype: Auto Repair

Gross Leasable Area: 6,000 SF

Year Built: 1952

Walk Score ®: 50 (Fairly friendly)

Transit Score ®: 30 (Somewhat friendly)

Taxes: \$0.16 USD/SF/MO

Operating Expenses: \$0.07 USD/SF/MO

Rental Rate Mo: \$2.42 /SF/MO

16001 SE McLoughlin Blvd

\$29.00 /SF/YR

AUTOMOTIVE DEALERSHIP & SERVICE FACILITY FOR LEASE

16001 SE McLoughlin Blvd, Milwaukie, OR 97267

Rare opportunity to lease a turn-key automotive dealership and service facility on highly visible SE McLoughlin Blvd. This well-maintained property features approximately 6,000 square feet of showroom, office, and service space situated on approximately 0.65 acres with parking and display capacity for 60-80 vehicles.

The facility includes a modern glass-front showroom, customer reception area, private offices, service department with 4 vehicle lifts, and extensive paved display and storage areas. The property's exceptional visibility, signage exposure, and established automotive location make it ideal for vehicle sales, service operations, fleet services, powersports, RV sales, body shop, detailing, or related automotive uses.



1st Floor

Space Available	6,000 SF
Rental Rate	\$29.00 /SF/YR
Date Available	August 01, 2026
Service Type	Triple Net (NNN)
Built Out As	Car Dealership
Space Type	New
Space Use	Retail
Lease Term	3 Years

AUTOMOTIVE DEALERSHIP & SERVICE FACILITY FOR LEASE 16001 SE McLoughlin Blvd, Milwaukie, OR 97267 Rare opportunity to lease a turn-key automotive dealership and service facility on highly visible SE McLoughlin Blvd. This well-maintained property features approximately 6,000 square feet of showroom, office, and service space situated on approximately 0.65 acres with parking and display capacity for 60–80 vehicles. The facility includes a modern glass-front showroom, customer reception area, private offices, service department with 4 vehicle lifts, and extensive paved display and storage areas. The property's exceptional visibility, signage exposure, and established automotive location make it ideal for vehicle sales, service operations, fleet services, powersports, RV sales, body shop, detailing, or related automotive uses.

PROPERTY FEATURES

- Approximately 6,000 SF Building
- Approximately 0.65 Acre Site
- Large Glass-Front Showroom
- Customer Reception & Office Area
- 4 Service Bays with Vehicle Lifts
- Extensive Vehicle Display Area
- Parking Capacity for 60–80 Vehicles
- High Traffic Counts & Excellent Visibility
- Frontage on SE McLoughlin Blvd
- Existing Automotive Sales & Service Configuration
- Pylon Signage
- Available August 2026

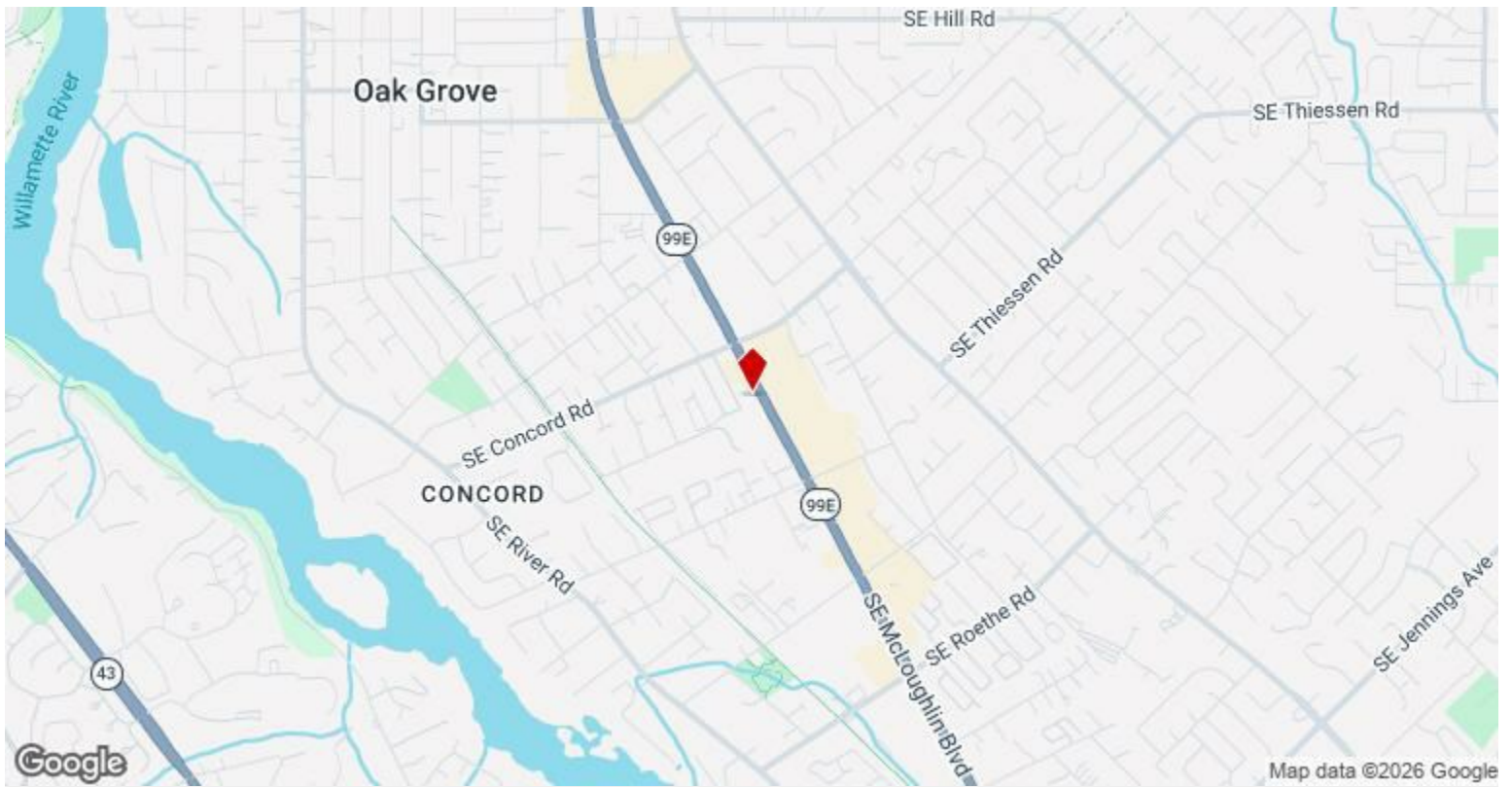
LEASE RATE \$14,500 Per Month NNN
Estimated NNN Expenses: Property Taxes: Approximately \$11,740.55 Per Year
Insurance: Approximately \$5,000 Per Year

IDEAL FOR: Auto Dealership • Used Car Sales • Fleet Operations • Auto Repair • Tire & Service Center • Detail Shop • Body Shop • Powersports Dealer • RV Sales & Service

IMPORTANT NOTICE

Property is currently occupied by a tenant. Please do not contact, disturb, or visit the tenant or employees regarding the property. All inquiries, property information requests, and showing appointments must be scheduled directly through the landlord. Showings are by appointment only.

For information or to schedule a tour, please contact:
Leasing Information: Alin Navidi
McLoughlin Investment Real Estate, LLC (503) 358-2127
alinnavidi@gmail.com



16001 SE McLoughlin Blvd, Milwaukie, OR 97267

AUTOMOTIVE DEALERSHIP & SERVICE FACILITY FOR LEASE

16001 SE McLoughlin Blvd, Milwaukie, OR 97267

Rare opportunity to lease a turn-key automotive dealership and service facility on highly visible SE McLoughlin Blvd. This well-maintained property features approximately 6,000 square feet of showroom, office, and service space situated on approximately 0.65 acres with parking and display capacity for 60–80 vehicles.

The facility includes a modern glass-front showroom, customer reception area, private offices, service department with 4 vehicle lifts, and extensive paved display and storage areas. The property's exceptional visibility, signage exposure, and established automotive location make it ideal for vehicle sales, service operations, fleet services, powersports, RV sales, body shop, detailing, or related automotive uses.

PROPERTY FEATURES

- Approximately 6,000 SF Building
- Approximately 0.65 Acre Site
- Large Glass-Front Showroom
- Customer Reception & Office Area
- 4 Service Bays with Vehicle Lifts
- Extensive Vehicle Display Area
- Parking Capacity for 60–80 Vehicles
- High Traffic Counts & Excellent Visibility
- Frontage on SE McLoughlin Blvd
- Existing Automotive Sales & Service Configuration
- Pylon Signage
- Available August 2026

LEASE RATE

\$14,500 Per Month NNN

Property Photos




Building Photo



Building Photo

Property Photos



Property Photos



Building Photo




Building Photo

Property Photos



Building Photo



Building Photo

Property Photos



IMG_2662 2



Building Photo

Property Photos




Building Photo



Building Photo

Property Photos



Building Photo



Building Photo

Property Photos



Building Photo



Building Photo

Property Photos



Building Photo



Building Photo

Property Photos



Building Photo



Building Photo

Property Photos




Building Photo



Building Photo

Property Photos



Property Photos



Building Photo



Building Photo

Property Photos



Building Photo




Building Photo

Property Photos



Building Photo



Building Photo

Property Photos



Building Photo