

RETAIL PROPERTY // FOR LEASE

1,150 SF RETAIL SPACE AVAILABLE ON GROESBECK HWY

34010 GROESBECK HWY
CLINTON TOWNSHIP, MI 48035



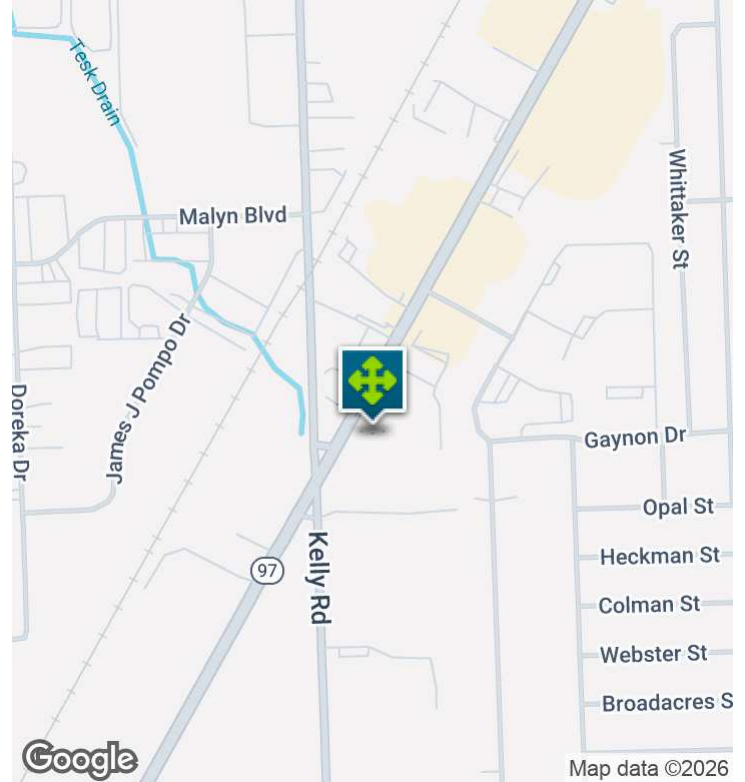
- 1,150 SF Space
- Fast Food | Office | Retail
- Main road frontage on Groesbeck Hwy
- Opportunity Zone
- Traffic Light Location



26555 Evergreen Road, Suite 1500
Southfield, MI 48076
248.358.0100
pacommercial.com

We obtained the information above from sources we believe to be reliable. However, we have not verified its accuracy and make no guarantee, warranty or representation about it. It is submitted subject to the possibility of errors, omissions, change of price, rental or other conditions, prior sale, lease or financing, or withdrawal without notice. We include projections, opinions, assumptions or estimates for example only, and they may not represent current, past or future performance of the property. You and your tax and legal advisors should conduct your own investigation of the property and transaction.

34010 GROESBECK HWY, CLINTON TOWNSHIP, MI 48035 // FOR LEASE
EXECUTIVE SUMMARY



Lease Rate	NEGOTIABLE
-------------------	-------------------

OFFERING SUMMARY

Building Size:	7,447 SF
Available SF:	
Year Built:	1987
Zoning:	COMM/IMPR
Market:	Detroit
Submarket:	Macomb East

PROPERTY OVERVIEW

1,150 SF for lease in Clinton Twp; fantastic main road frontage on Groesbeck Hwy. Tiled floor, drop ceiling, (2) bathrooms; ideal for fast food, office, or other retail uses. Fantastic location at Kelly and Groesbeck. The gross lease rate includes taxes, insurance, and exterior maintenance.

LOCATION OVERVIEW

Located on Groesbeck Hwy between Kelly Rd and 15 Mile Rd.

PROPERTY HIGHLIGHTS

- 1,150 SF Space
- Fast Food | Office | Retail
- Main Road Frontage on Groesbeck Hwy
- Opportunity Zone
- Traffic Light Location

34010 GROESBECK HWY, CLINTON TOWNSHIP, MI 48035 // FOR LEASE
ADDITIONAL PHOTOS



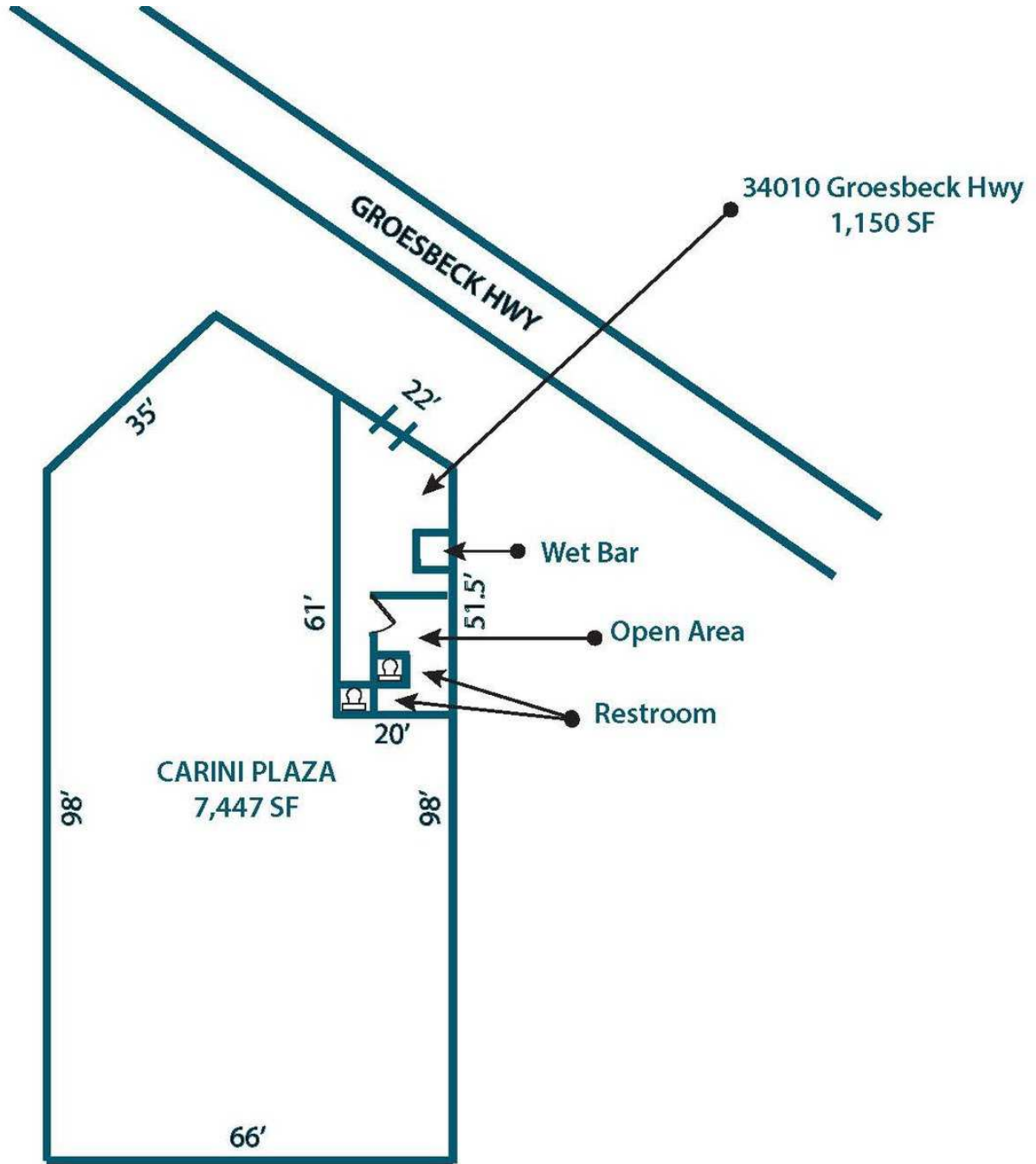
 **P.A. COMMERCIAL**
Corporate & Investment Real Estate

We obtained the information above from sources we believe to be reliable. However, we have not verified its accuracy and make no guarantee, warranty or representation about it. It is submitted subject to the possibility of errors, omissions, change of price, rental or other conditions, prior sale, lease or financing, or withdrawal without notice. We include projections, opinions, assumptions or estimates for example only, and they may not represent current, past or future performance of the property. You and your tax and legal advisors should conduct your own investigation of the property and transaction.

John T. Arthurs PRINCIPAL
D: 248.663.0506 | C: 248.563.3225
johna@pacommercial.com

34010 GROESBECK HWY, CLINTON TOWNSHIP, MI 48035 // FOR LEASE

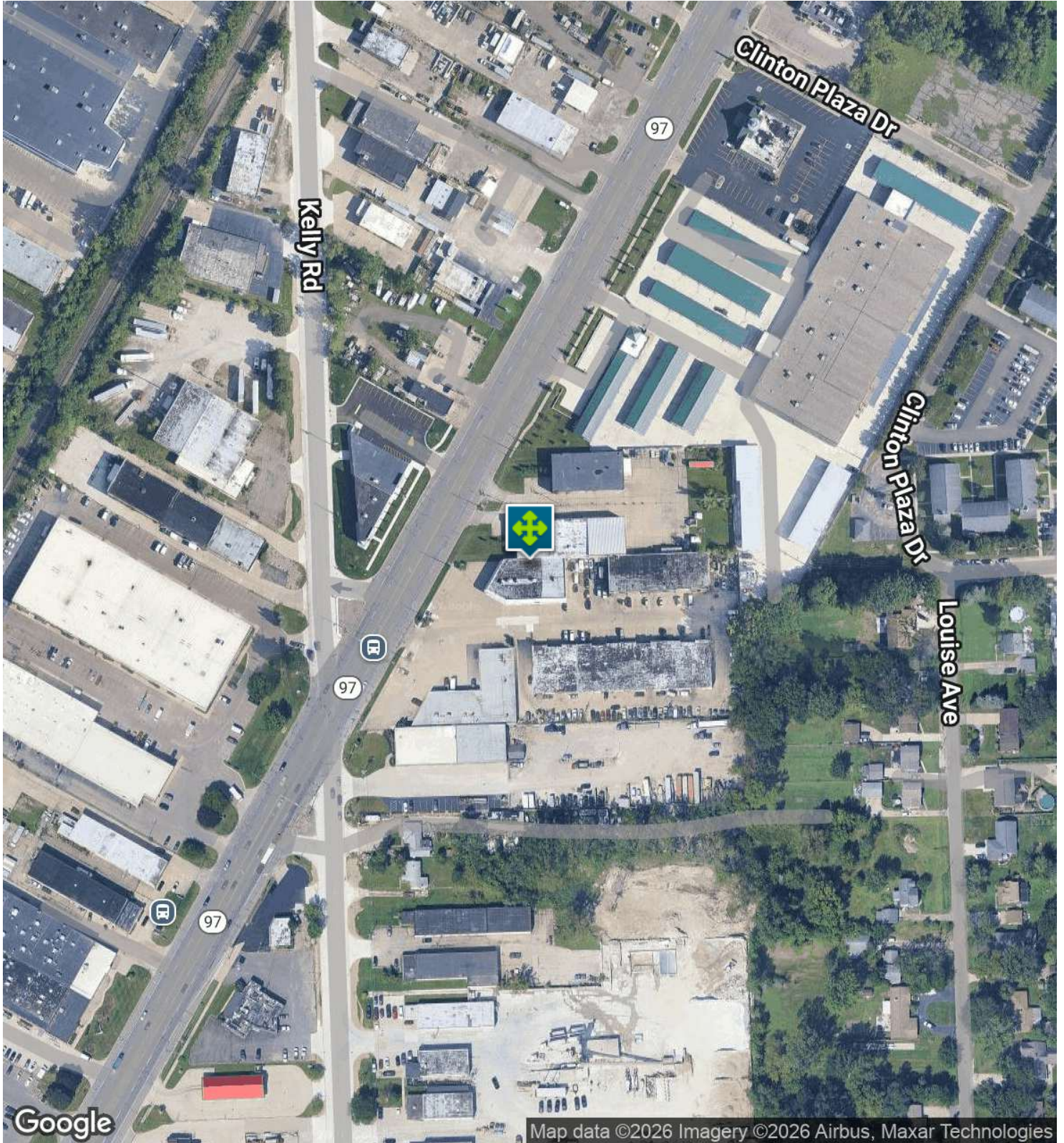
SITE PLANS



34010

34010 GROESBECK HWY, CLINTON TOWNSHIP, MI 48035 // FOR LEASE

AERIAL MAP



Google

Map data ©2026 Imagery ©2026 Airbus, Maxar Technologies

34010



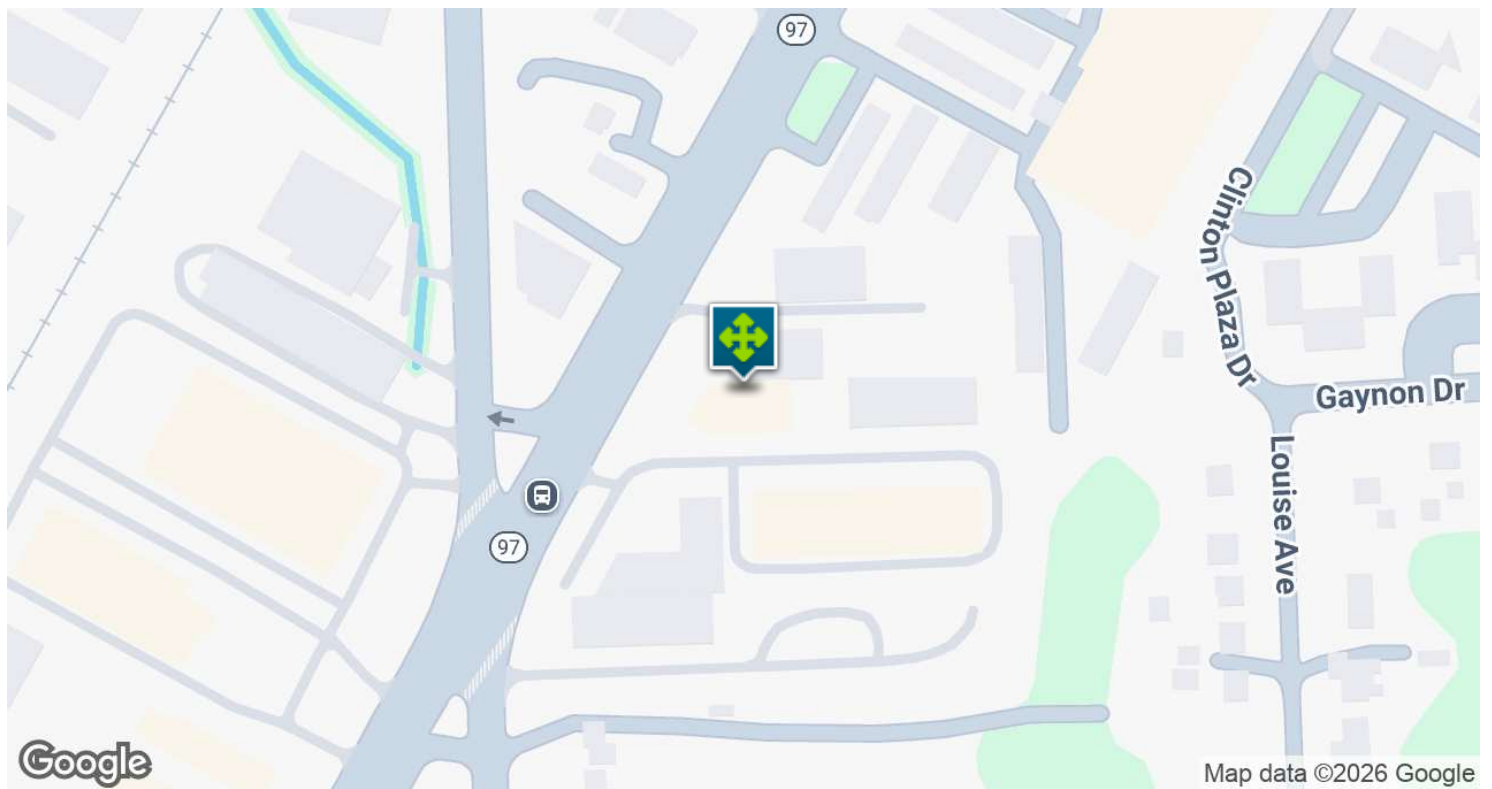
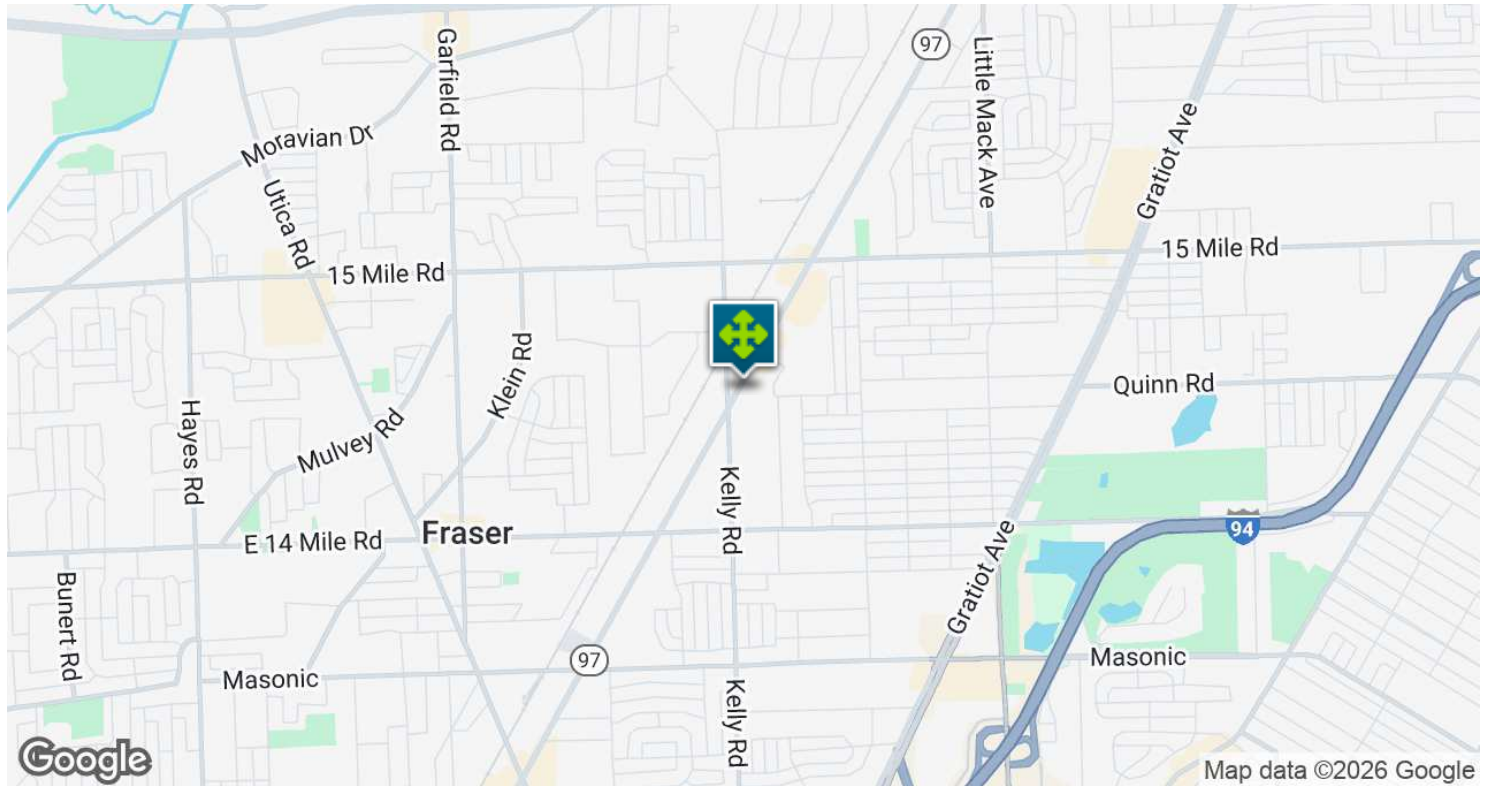
P.A. COMMERCIAL
Corporate & Investment Real Estate

John T. Arthurs PRINCIPAL
D: 248.663.0506 | C: 248.563.3225
johna@pacommercial.com

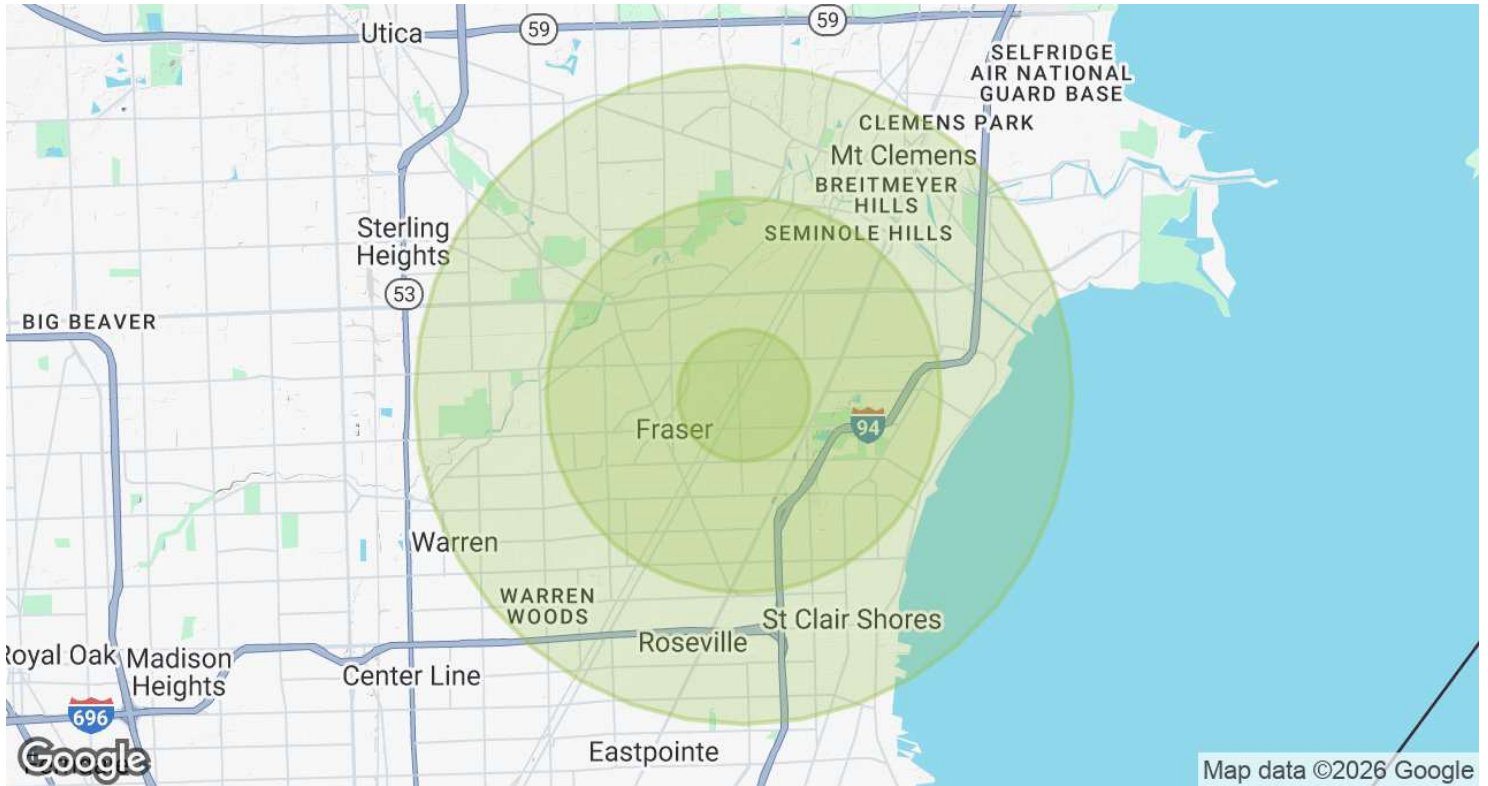
We obtained the information above from sources we believe to be reliable. However, we have not verified its accuracy and make no guarantee, warranty or representation about it. It is submitted subject to the possibility of errors, omissions, change of price, rental or other conditions, prior sale, lease or financing, or withdrawal without notice. We include projections, opinions, assumptions or estimates for example only, and they may not represent current, past or future performance of the property. You and your tax and legal advisors should conduct your own investigation of the property and transaction.

34010 GROESBECK HWY, CLINTON TOWNSHIP, MI 48035 // FOR LEASE

LOCATION MAP



DEMOGRAPHICS MAP & REPORT



POPULATION	1 MILE	3 MILES	5 MILES
Total Population	11,461	106,678	306,718
Average Age	37.7	40.4	41.0
Average Age (Male)	36.6	38.1	39.1
Average Age (Female)	38.7	42.4	42.5

HOUSEHOLDS & INCOME	1 MILE	3 MILES	5 MILES
Total Households	4,602	45,136	128,803
# of Persons per HH	2.5	2.4	2.4
Average HH Income	\$53,574	\$58,641	\$60,380
Average House Value	\$130,990	\$145,223	\$149,735

2020 American Community Survey (ACS)

34010 GROESBECK HWY, CLINTON TOWNSHIP, MI 48035 // FOR LEASE

CONTACT US



FOR MORE INFORMATION, PLEASE CONTACT:



John T. Arthurs
PRINCIPAL

D: 248.663.0506

C: 248.563.3225

johna@pacommercial.com

P.A. Commercial

26555 Evergreen Road, Suite 1500
Southfield, MI 48076

P: 248.358.0100

F: 248.358.5300

pacommercial.com

Follow Us!



We obtained the information above from sources we believe to be reliable. However, we have not verified its accuracy and make no guarantee, warranty or representation about it. It is submitted subject to the possibility of errors, omissions, change of price, rental or other conditions, prior sale, lease or financing, or withdrawal without notice. We include projections, opinions, assumptions or estimates for example only, and they may not represent current, past or future performance of the property. You and your tax and legal advisors should conduct your own investigation of the property and transaction.