



ACTUAL SITE

CIA commercial
investment
advisors
OFFERING MEMORANDUM

KATY RETAIL
1815-1817 SOUTH MASON ROAD
KATY (HOUSTON MSA), TEXAS 77450

ADVISORY TEAM

JESSICA GIBSON

Owner

jess@ciadvisor.com
(602) 770-7145

BROKER OF RECORD

Paul Blackburn

Blackburn Properties
LIC # 376821

CIA commercial
investment
advisors

**COMMERCIAL INVESTMENT ADVISORS
CIA BROKERAGE COMPANY**

9383 East Bahia Drive, Suite 130
Scottsdale, Arizona 85260
602.770.7145
www.ciadvisor.com



Highlights

PRICE

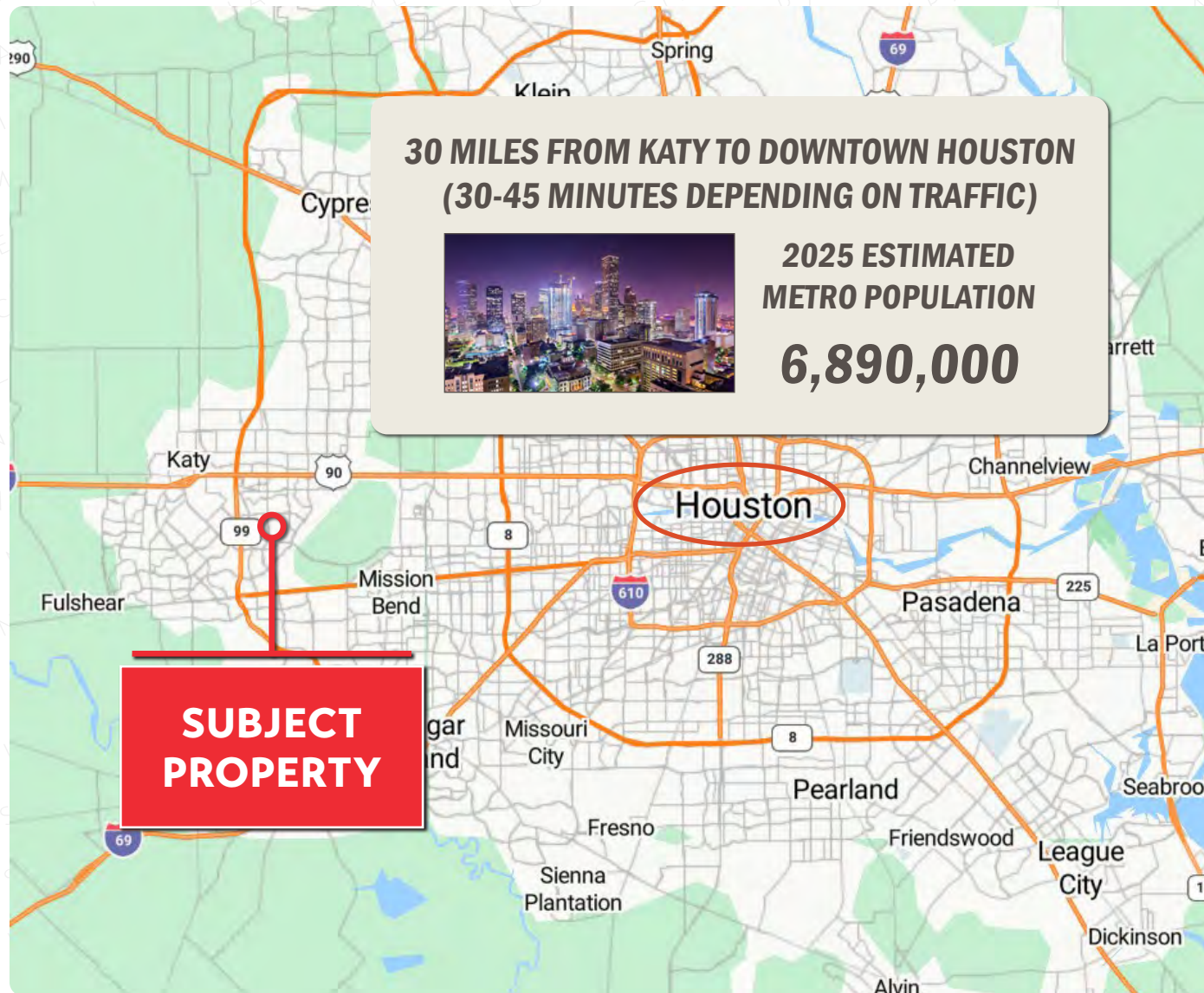
\$3,524,000

CAP RATE

7.00%

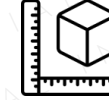
NOI

\$246,646



LOCATION

NEC of S Mason Rd & Winding Hollow Dr in Katy, Texas



LOT SIZE

±1.08 acres (±46,954 SF)



GROSS LEASABLE AREA

±8,737 SF



TRAFFIC COUNTS

S Mason Rd - 22,855 CPD | Winding Hollow Dr - 1,336 CPD



EXPENSE REIMBURSEMENT

These are Absolute NNN leases. Tenants are responsible for all expenses.

AREA RETAILERS

Costco, Walmart, Target, Sam's Club, Home Depot, Lowe's, Floor & Decor, At Home, Hobby Lobby, Kohl's, T.J. Maxx, Ross, HomeGoods, Dick's Sporting Goods, Academy Sports + Outdoors, Shoe Carnival, Best Buy, OfficeMax, Michaels, PetSmart, Ace Hardware, Kroger Marketplace, Trader Joe's, ALDI, H.E.B., Spec's Wines, Ashley Store, Life Time, L.A. Fitness, Planet Fitness, Main Event, Cinemark, Alamo Drafthouse

HIGHER EDUCATION

12 minutes to **Houston Community College Katy** - the new 3-story, 120,000 SF building provides updated facilities for the increased enrollment capacity of 7,000 students

HEALTHCARE

14 minutes to **Memorial Hermann Katy Hospital** - featuring a 303-bed facility, serving the Katy area for more than 40 years and is known for providing clinical expertise, patient-centered care & leading-edge technology

2025 AVERAGE HOUSEHOLD INCOME (3-MI)

\$149,473

Texas is an income tax-free state

Financial Analysis

LIST PRICE **\$3,524,000**
LIST CAP RATE **7.00%**
ACTUAL OCCUPANCY **100%**

EXPENSE REIMBURSEMENT FINANCING

Tenants are responsible for all Expenses.
 All Cash or Buyer to obtain new Financing at Close of Escrow.

Rent Roll

#	TENANT NAME	SQ FT	% OF GLA	2026 ANNUAL RENT	RENT PSF	LEASE STARTS	LEASE ENDS	RENTAL INCREASES	OPTION RENEWALS
1815	"DARK" Krispy Kreme	2,500	28.6%	\$132,490	\$53.00	10/05/20	10/31/35	2% annually	Two 5-year renewals
1817	SRM Investments, LLC d/b/a Dogtopia of Katy	6,237	71.4%	\$114,156	\$18.30	11/01/25	07/15/31	3% annually	Three 5-year renewals
GRAND TOTAL		8,737		\$246,646					
OCCUPIED		8,737	100%						
VACANT		0	0%						
AVERAGE RENT PSF		\$28.23							

Rental Annual Escalations

"DARK" KRISPY KREME

			Monthly	Annual	Rent PSF	
	Yr 1	10.05.20	10.31.21	\$10,000	\$120,000	\$48.00
	Yr 2	11.01.21	10.31.22	\$10,200	\$122,400	\$48.96
	Yr 3	11.01.22	10.31.23	\$10,404	\$124,848	\$49.94
	Yr 4	11.01.23	10.31.24	\$10,612	\$127,345	\$50.94
	Yr 5	11.01.24	10.31.25	\$10,824	\$129,892	\$51.96
	Yr 6	11.01.25	10.31.26	\$11,041	\$132,490	\$53.00
	Yr 7	11.01.26	10.31.27	\$11,262	\$135,139	\$54.06
	Yr 8	11.01.27	10.31.28	\$11,487	\$137,842	\$55.14
	Yr 9	11.01.28	10.31.29	\$11,717	\$140,599	\$56.24
	Yr 10	11.01.29	10.31.30	\$11,951	\$143,411	\$57.36
	Yr 11	11.01.30	10.31.31	\$12,190	\$146,279	\$58.51
	Yr 12	11.01.31	10.31.32	\$12,434	\$149,205	\$59.68
	Yr 13	11.01.32	10.31.33	\$12,682	\$152,189	\$60.88
	Yr 14	11.01.33	10.31.34	\$12,936	\$155,233	\$62.09
	Yr 15	11.01.34	10.31.35	\$13,195	\$158,337	\$63.33
1st Option	Yr 16	11.01.35	10.31.36	\$13,459	\$161,504	\$64.60
	Yr 17	11.01.36	10.31.37	\$13,728	\$164,734	\$65.89
	Yr 18	11.01.37	10.31.38	\$14,002	\$168,029	\$67.21
	Yr 19	11.01.38	10.31.39	\$14,282	\$171,390	\$68.56
	Yr 20	11.01.39	10.31.40	\$14,568	\$174,817	\$69.93
2nd Option	Yr 21	11.01.40	10.31.41	\$14,859	\$178,314	\$71.33
	Yr 22	11.01.41	10.31.42	\$15,157	\$181,880	\$72.75
	Yr 23	11.01.42	10.31.43	\$15,460	\$185,518	\$74.21
	Yr 24	11.01.43	10.31.44	\$15,769	\$189,228	\$75.69
	Yr 25	11.01.44	10.31.45	\$16,084	\$193,012	\$77.20

DOGTOPIA

			Monthly	Annual	Rent PSF	
	Yr 1	11.01.20	10.31.21	\$8,708	\$104,496	\$16.75
	Yr 2	11.01.21	10.31.22	\$8,708	\$104,496	\$16.75
	Yr 3	11.01.22	10.31.23	\$8,708	\$104,496	\$16.75
	Yr 4	11.01.23	10.31.24	\$8,967	\$107,604	\$17.25
	Yr 5	11.01.24	10.31.25	\$9,236	\$110,832	\$17.77
	Yr 6	11.01.25	10.31.26	\$9,513	\$114,156	\$18.30
	Yr 7	11.01.26	10.31.27	\$9,798	\$117,581	\$18.85
	Yr 8	11.01.27	10.31.28	\$10,092	\$121,108	\$19.42
	Yr 9	11.01.28	10.31.29	\$10,395	\$124,741	\$20.00
	Yr 10	11.01.29	10.31.30	\$10,707	\$128,484	\$20.60
1st Option	Yr 11	11.01.30	10.31.31	\$11,028	\$132,338	\$21.22
	Yr 12	11.01.31	10.31.32	\$11,359	\$136,308	\$21.85
	Yr 13	11.01.32	10.31.33	\$11,700	\$140,397	\$22.51
	Yr 14	11.01.33	10.31.34	\$12,051	\$144,609	\$23.19
	Yr 15	11.01.34	10.31.35	\$12,412	\$148,948	\$23.88
2nd Option	Yr 16	11.01.35	10.31.36	\$12,785	\$153,416	\$24.60
	Yr 17	11.01.36	10.31.37	\$13,168	\$158,019	\$25.34
	Yr 18	11.01.37	10.31.38	\$13,563	\$162,759	\$26.10
	Yr 19	11.01.38	10.31.39	\$13,970	\$167,642	\$26.88
	Yr 20	11.01.39	10.31.40	\$14,389	\$172,671	\$27.68
3rd Option	Yr 21	11.01.40	10.31.41	\$14,821	\$177,851	\$28.52
	Yr 22	11.01.41	10.31.42	\$15,266	\$183,187	\$29.37
	Yr 23	11.01.42	10.31.43	\$15,724	\$188,682	\$30.25
	Yr 24	11.01.43	10.31.44	\$16,195	\$194,343	\$31.16
	Yr 25	11.01.44	10.31.45	\$16,681	\$200,173	\$32.09

WHY THIS KATY RETAIL IS A STRONG INVESTMENT

1) GROWTH STORY (this is why investors are paying attention)

Population Growth

- Katy has grown **35% since 2020**
- Katy itself saw 25% growth from 2019 to 2024

2) REGIONAL EXPANSION (the bigger picture)

The broader Katy-area region:

- Grew from 406,000 (2000) to **1,060,000+ (2025)**
- Expected to keep growing through 2030

This is a **major suburban growth corridor**, not just a small town story.

3) INCOME + DEMOGRAPHICS (very strong for Texas)

- Median household income: **\$114,000+**
- Above Texas average significantly
- High Concentration of **Families, Professionals & Dual-Income Households**

This supports Higher Rents, Stable Home Values & Retail Demand.

4) DEVELOPMENT PIPELINE (this is what drives appreciation)

Massive retail + mixed-use expansion

- \$400M retail project underway (**Texas Heritage Marketplace** - 165-acre mixed-use development, anchored by Target, Sam's Club & Lowe's with dining + lifestyle centers and walkable, community-oriented design) - this matters because Retail follows rooftops, then attracts more rooftops (positive feedback loop)

Healthcare expansion

- \$280M hospital in Katy (**Memorial Hermann** adds patient tower, rooftop helipad, more inpatient beds & advanced imaging services)



Tree House Academy
Quality Care For All Children

ACE Hardware

SPEC'S
WINES · SPIRITS · FINER FOODS

CVS

BANK OF AMERICA

CRUNCH

SONIC

Public Storage

AutoZone

SHERWIN WILLIAMS

K

PAPA JOHN'S

- AT&T
- Sunscape Outdoor Living
- Krazydog
- bb.q Chicken
- Kim's Teahouse
- Dolphin Mart
- Yurani Hair Salon
- TV Installation
- La Beaute Nails
- Parcel Plus
- L&B Italian Tours
- Driver Ed in A Box
- Highlands Dental Group

- Suimin Spa
- Reborn Med Spa
- Vision Masters
- Hair on Mason
- Wingstop
- Sushi 9 All You Can Eat
- Nuestra Casa Bakery Cafe
- Kurry Walsh
- Serenity Nails & Spa

Chamo's
BAR AND BISTRO

S MASON RD | 22,855 CPD

H-E-B

RED RIVER
BAR-B-QUE & BURGER


EXPRESS OIL CHANGE
10 MINUTE SERVICE

TOBI'S MARTIAL ARTS
TAEKWONDO

- Sky Ink Tattoo Studio
- Water Tree Mason
- Martial Arts For All
- HongDae Pocha
- Aji Ramen
- HooDaDak Korean Crispy Chicken
- Tasty Ko Korean BBQ
- Cocohodo

RLC
RESORT LIFESTYLE COMMUNITIES
OAK PARK RETIREMENT RESORT

SUBJECT PROPERTY



OAK PARK TRAILS
308 UNITS

CORNERSTONE RANCH
352 UNITS

RLC
RESORT LIFESTYLE
COMMUNITIES
OAK PARK
RETIREMENT RESORT

**SUBJECT
PROPERTY**

- Sky Ink Tattoo Studio
- Water Tree Mason
- Martial Arts For All
- HongDae Pocha
- Aji Ramen
- HooDaDak Korean Crispy Chicken
- Tasty Ko Korean BBQ
- Cocohodo

target SPEC'S Michaels
HomeGoods® DAISO WINES • SPIRITS • FINER FOODS SALLY.
Massage Envy. MATTRESSFIRM OfficeMax®

SPROUTS
FARMERS MARKET
LIFETIME

TRADER
JOE'S

CINCO RANCH
JUNIOR HIGH
1,500 STUDENTS

CINCO RANCH
HIGH SCHOOL
3,754 STUDENTS

Tree House Academy
Quality Care For All Children

ACE
Hardware

EXPRESS
OIL CHANGE
10 MINUTE SERVICE



RED RIVER
BAR-B-QUE & BURGER

H-E-B

S MASON RD | 22,855 CPD

HOUSTON
Methodist
LEADING MEDICINE
WEST
200 BEDS

EPIPHANY OF THE LORD
CATHOLIC SCHOOL
140 STUDENTS

HAVEN AT
HIGHLAND KNOLLS
139 UNITS

KATY'S EVENT
CENTER



THE IVORY VENUE

MEMORIAL PARKWAY
JUNIOR HIGH
771 STUDENTS

PET SUPPLIES **Walmart**
PLUS. **Neighborhood Market**

- Sky Ink Tattoo Studio
- Water Tree Mason
- Martial Arts For All
- HongDae Pocha
- Aji Ramen
- HooDaDak Korean Crispy Chicken
- Tasty Ko Korean BBQ
- Cocohodo



SUBJECT
PROPERTY

RIC
RESORT LIFESTYLE
COMMUNITIES
OAK PARK
RETIREMENT RESORT

S MASON Rd | 22,855 CPD

- Suimin Spa
- Reborn Med Spa
- Vision Masters
- Hair on Mason
- Wingstop
- Sushi 9 All You Can Eat
- Nuestra Casa Bakery Cafe
- Kurry Walah
- Serenity Nails & Spa





99 TEXAS

TX-99: 89,138 CPD
 W GRAND PKWY S: 29,558 CPD
**TOTAL HWY TRAFFIC COUNTS
 118,696 CPD**

Logos for: Kroger, Great Clips, myeyer, TAKE 5, BLACK ROCK COFFEE BAR, URBAN THAI, AQUA-TOTS SWIM SCHOOL, PREFERRED URGENT CARE, Brain Balance, SUBWAY, Jack In the box, CATO, palm beach tan, WELLS FARGO, W.W. & G. HANNEY & SONS

Public Storage

AutoZone

CRUNCH

ACE Hardware

ALDI

BUCK'S, HAT CREEK

SUN WING KATY ASIAN SUPERMARKET

H-E-B

SUBJECT PROPERTY

ADVANCE AUTO PARTS, Keemat, Wendy's, goodwill, Tide Cleaners

MEMORIAL PARKWAY ELEMENTARY 940 STUDENTS

MEMORIAL PARK JUNIOR HIGH 771 STUDENTS

EPIPANY OF THE LORD CATHOLIC SCHOOL 140 STUDENTS

Walmart, PET SUPPLIES PLUS, Hungry Howie's, SAJAD AND GO, SUBWAY, Starbucks, LIBBY'S

JEANETTE HAYES ELEMENTARY 602 STUDENTS

PAINTING WITH A Twist, Walgreens, Great Clips

GINCO RANCH HIGH SCHOOL 3,754 STUDENTS

EDNA MAE FIELDER ELEMENTARY 923 STUDENTS

ROBERTA WRIGHT RYLANDER ELEMENTARY 1,078 STUDENTS

GINCO RANCH JUNIOR HIGH 1,500 STUDENTS

LIFE TIME

CAMDEN DOWNS AT GINCO RANCH 318 UNITS

GREAT SOUTHWEST EQUESTRIAN CENTER

Logos for: target, MICHAEL'S, HomeGoods, OfficeMax, Massage Envy, crumbl, SPEC'S WINES • SPIRITS • FINER FOODS, SALLY, MATTRESS FIRM, WHATABURGER, NANDEL'S, SONIC, Chick-fil-z, TACO BELL, MARCO'S PIZZA, WHICH WICH? SUPERIOR SANDWICHES, FLOYD'S BARBECUE

Logos for: ALAMO DRAPTHOUSE CINEMA, ATHLETA, Bar Louie, francesca's, KENDRA SCOTT, lululemon, WARBY PARKER, PANDORA, SEPHORA, TALBOTS, pure barre, POSTINO, Half Shells SEAFOOD, SWEET PARIS creperie & cafe, TRADER JOE'S, CAVA, chico's, claire's, elements massage, GRIMALDI'S, Snooze, J.Jill, LOFT, TORCHY'S TACOS, WHBM

Logos for: Kroger, Hallmark, Domino's, LESLIE'S, Pizza-Hut, COST CUTTERS, CLUB PILATES, COOL CAT CYCLES, Starbucks, PANDA EXPRESS, PANDA EXPRESS KITCHEN, McDonald's

GARLAND MCMEANS JUNIOR HIGH 1,168 STUDENTS

ExtraSpace Storage

JAMES E WILLIAMS ELEMENTARY 911 STUDENTS

JO ELLA EXLEY ELEMENTARY 944 STUDENTS

Katy Synopsis

Katy is a charming and rapidly growing city located about 30 miles west of Downtown Houston. Nestled in the heart of Houston-The Woodlands-Sugar Land metropolitan area, Katy offers easy access to the vast urban amenities of Houston while maintaining its unique suburban charm.

The top employers in Katy region:

- 1) **Katy ISD** - a major educational employer, offering roles in teaching, administration, & support services
- 2) **Shell Exploration and Production** - providing jobs in the energy sector, from engineering to business management
- 3) **Wood PLC** - a leader in project management, engineering & consultancy
- 4) **BP North America** - offering positions in the oil & energy industry
- 5) **Amazon** - a global giant with roles in logistics, warehousing & corporate functions

Houston is the seat of Texas's Harris County, and is the state's most populous city. Since the late 19th century, it has developed a diverse economy, with significant industries in energy, manufacturing, aeronautics, and transportation. Renowned for its leadership in healthcare and oilfield equipment manufacturing, Houston also boasts the second-highest number of Fortune 500 company headquarters within any U.S. city limits such as **ExxonMobil, Phillips 66, Sysco, Hewlett Packard Enterprise, Plains GP Holdings, Baker Hughes, ConocoPhillips, Halliburton, Crown Castle, and Academy Sports + Outdoors**, etc. **The Port of Houston** is a major global hub, ranking first in the U.S. for international waterborne tonnage and second for total cargo tonnage.

2025 Demographics

POPULATION	1-MI	3-MI	5-MI
Population	18,119	111,221	294,262
Est. Population (2030)	17,584	109,402	307,178
Historical Annual Growth (2010-2020)	0.7%	1.9%	3.7%
HOUSEHOLDS	1-MI	3-MI	5-MI
Households	6,326	39,554	100,051
Projected Households (2030)	6,312	39,883	106,926
AVERAGE HOUSEHOLD INCOME	1-MI	3-MI	5-MI
Average Household Income	\$138,632	\$149,473	\$142,548
LABOR FORCE	1-MI	3-MI	5-MI
Labor Population Age 16+	14,133	86,249	225,438



CONFIDENTIALITY AGREEMENT

The information contained in the following Marketing Brochure is proprietary and strictly confidential. It is intended to be reviewed only by the party receiving it from Commercial Investment Advisors, Inc. and should not be made available to any other person or entity without the written consent of Commercial Investment Advisors, Inc. | CIA Brokerage Company. This Marketing Brochure has been prepared to provide summary, unverified information to prospective purchasers, and to establish only a preliminary level of interest in the subject property. The information contained herein is not a substitute for a thorough due diligence investigation. Commercial Investment Advisors, Inc. | CIA Brokerage Company has not made any investigation, and makes no warranty or representation, with respect to the income or expenses for the subject property, the future projected financial performance of the property, the size and square footage of the property and improvements, the presence or absence of contaminating substances, PCB's or asbestos, the compliance with State and Federal regulations, the physical condition of the improvements thereon, or the financial condition or business prospects of any tenant, or any tenant's plans or intentions to continue its occupancy of the subject property. Any projections, opinions, assumptions or estimates used in the Marketing Brochures are for example only and do not represent the current or future performance of any property. The information contained in this Marketing Brochure has been obtained from sources we believe to be reliable; however, Commercial Investment Advisors, Inc. | CIA Brokerage Company has not verified, and will not verify, any of the information contained herein, nor has Commercial Investment Advisors, Inc. | CIA Brokerage Company conducted any investigation regarding these matters and makes no warranty or representation whatsoever regarding the accuracy or completeness of the information provided. Like all real estate investments, all of these investment carries significant risks. Purchaser and Purchaser's legal and financial advisors must request and carefully review all legal and financial documents related to the properties and tenants. While the tenant's past performance at these locations or other locations is an important consideration, it is not a guarantee of future success. Similarly, the lease rate for some properties, including newly-constructed facilities or newly-acquired locations, may be set based on a tenant's projected sales with little or no record of actual performance, or comparable rents for the area. Returns are not guaranteed; the tenant and any guarantors may fail to pay the lease rent or property taxes, or may fail to comply with other material terms of the lease; cash flow may be interrupted in part or in whole due to market, economic, environmental or other conditions. Regardless of tenant history and lease guarantees, Purchaser is responsible for conducting his/her own investigation of all matters affecting the intrinsic value of the property and the value of any long-term lease, including the likelihood of locating a replacement tenant if the current tenant should default or abandon the property, and the lease terms that Purchaser may be able to negotiate with a potential replacement tenant considering the location of the property, and Purchaser's legal ability to make alternate use of the property. All potential buyers must take appropriate measures to verify all of the information set forth herein.

By accepting this Marketing Brochure you agree to release Commercial Investment Advisors, Inc. | CIA Brokerage Company hold it harmless from any kind of claim, cost, expense, or liability arising out of your investigation and/or purchase of any property.

FOR MORE INFORMATION:

JESSICA GIBSON

Owner

jess@ciadvisor.com

602.770.7145 - cell

PAUL BLACKBURN

In State Broker

License # 376821





Information About Brokerage Services

Texas law requires all real estate license holders to give the following information about brokerage services to prospective buyers, tenants, sellers and landlords.



TYPES OF REAL ESTATE LICENSE HOLDERS:

- **A BROKER** is responsible for all brokerage activities, including acts performed by sales agents sponsored by the broker.
- **A SALES AGENT** must be sponsored by a broker and works with clients on behalf of the broker.

A BROKER'S MINIMUM DUTIES REQUIRED BY LAW (A client is the person or party that the broker represents):

- Put the interests of the client above all others, including the broker's own interests;
- Inform the client of any material information about the property or transaction received by the broker;
- Answer the client's questions and present any offer to or counter-offer from the client; and
- Treat all parties to a real estate transaction honestly and fairly.

A LICENSE HOLDER CAN REPRESENT A PARTY IN A REAL ESTATE TRANSACTION:

AS AGENT FOR OWNER (SELLER/LANDLORD): The broker becomes the property owner's agent through an agreement with the owner, usually in a written listing to sell or property management agreement. An owner's agent must perform the broker's minimum duties above and must inform the owner of any material information about the property or transaction known by the agent, including information disclosed to the agent or subagent by the buyer or buyer's agent. **An owner's agent fees are not set by law and are fully negotiable.**

AS AGENT FOR BUYER/TENANT: The broker becomes the buyer/tenant's agent by agreeing to represent the buyer, usually through a written representation agreement. A buyer's agent must perform the broker's minimum duties above and must inform the buyer of any material information about the property or transaction known by the agent, including information disclosed to the agent by the seller or seller's agent. **A buyer/tenant's agent fees are not set by law and are fully negotiable.**

AS AGENT FOR BOTH - INTERMEDIARY: To act as an intermediary between the parties the broker must first obtain the written agreement of *each party* to the transaction. The written agreement must state who will pay the broker and, in conspicuous bold or underlined print, set forth the broker's obligations as an intermediary. A broker who acts as an intermediary:

- Must treat all parties to the transaction impartially and fairly;
- May, with the parties' written consent, appoint a different license holder associated with the broker to each party (owner and buyer) to communicate with, provide opinions and advice to, and carry out the instructions of each party to the transaction.
- Must not, unless specifically authorized in writing to do so by the party, disclose:
 - o that the owner will accept a price less than the written asking price;
 - o that the buyer/tenant will pay a price greater than the price submitted in a written offer; and
 - o any confidential information or any other information that a party specifically instructs the broker in writing not to disclose, unless required to do so by law.

AS SUBAGENT: A license holder acts as a subagent when aiding a buyer in a transaction without an agreement to represent the buyer. A subagent can assist the buyer but does not represent the buyer and must place the interests of the owner first.

TO AVOID DISPUTES, ALL AGREEMENTS BETWEEN YOU AND A BROKER SHOULD BE IN WRITING AND CLEARLY ESTABLISH:

- The broker's duties and responsibilities to you, and your obligations under the representation agreement.
- Who will pay the broker for services provided to you, when payment will be made and how the payment will be calculated.

LICENSE HOLDER CONTACT INFORMATION: This notice is being provided for information purposes. It does not create an obligation for you to use the broker's services. Please acknowledge receipt of this notice below and retain a copy for your records.

CIA Brokerage Company	9004841	jess@ciadvisor.com	602 770 7145
_____ Licensed Broker/Broker Firm Name or Primary Assumed Business Name	_____ License No.	_____ Email	_____ Phone
Paul K. Blackburn	376821	pkb@blackburnproperties.com	210 828 7654
_____ Designated Broker of Firm	_____ License No.	_____ Email	_____ Phone
Paul K. Blackburn	376821	pkb@blackburnproperties.com	210 828 7654
_____ Licensed Supervisor of Sales Agent/Associate	_____ License No.	_____ Email	_____ Phone
_____ Sales Agent/Associate's Name	_____ License No.	_____ Email	_____ Phone

Buyer/Tenant/Seller/Landlord Initials

Date