

**SKYRIDGE COURTYARD**  
**660, 670 & 680 AUBURN FOLSOM RD**  
**AUBURN, CA**  
FOR LEASE  
191 RSF - 376 RSF OFFICE SUITES

**ETHAN CONRAD**  
PROPERTIES INC.



**REMODEL COMPLETE**

**VIEW VIRTUAL TOUR**

FOR MORE INFORMATION CONTACT:

**Joey Chiurazzi**  
DRE: #02123466  
joey@ethanconradprop.com

**Ethan Conrad**  
DRE: #01298662  
ethan@ethanconradprop.com

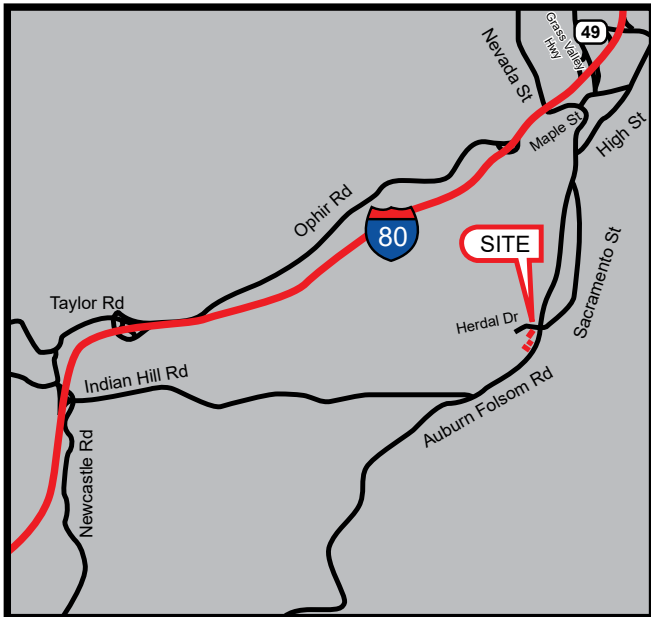
**916.779.1000**

**FEATURES:**

- Minutes from I-80 and downtown Auburn
- Frontage on Auburn Folsom Rd with excellent visibility
- Strong daytime population
- Monument signage available
- ADA elevator access to the 2nd floor offices

**PROPERTY DETAILS:**

Attractive mixed-use building with mature landscaping and excellent visibility facing Auburn Folsom Rd in Auburn, CA. Well-located on a busy thoroughfare with high traffic counts and in an area with strong household demographics.





Tenants save up to 10% vs traditional utility costs.

**LEASE RATE:**

660 Auburn Folsom Rd

Suite 201C	191 RSF	\$392.00 (\$2.05 PSF, FSG)
Suite 201D	376 RSF	\$771.00 (\$2.05 PSF, FSG)

\$0.08 PSF Janitorial.

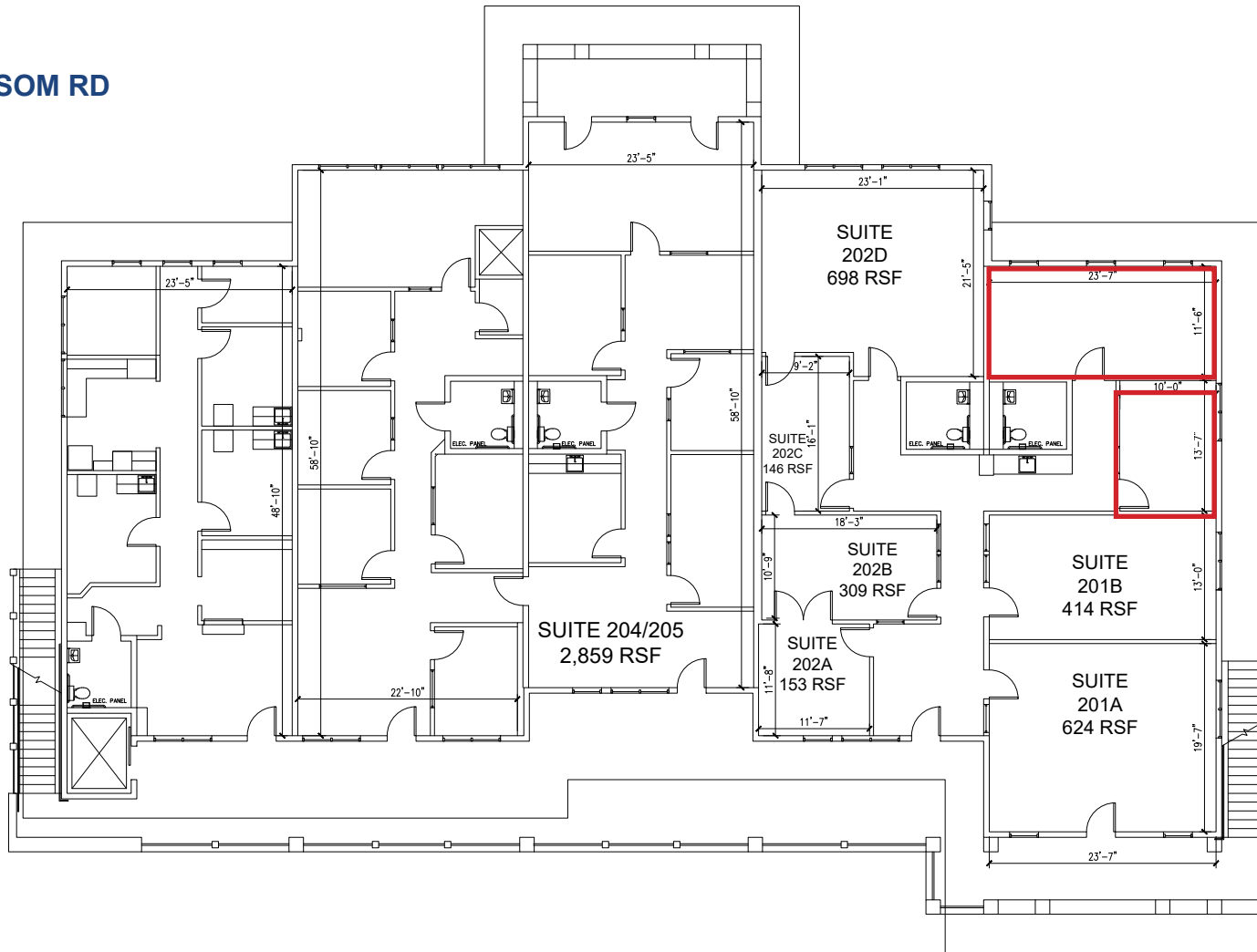
**ETHAN CONRAD PROPERTIES, INC.**

1300 NATIONAL DRIVE, SUITE 100 | SACRAMENTO CA, 95834 | 916.779.1000

www.ethanconradprop.com

The information contained herein has been obtained from sources we believe to be reliable. However, we cannot guarantee, warrant or represent its accuracy and all information is subject to error, change or withdrawal. An interested party and their advisors should conduct an independent investigation of the property to determine to your satisfaction the suitability of the property for your needs.

FLOOR PLAN  
660 AUBURN FOLSOM RD  
2ND FLOOR



AVAILABLE  
SUITE 201D  
376 RSF  
[VIEW VIRTUAL TOUR](#)

AVAILABLE  
SUITE 201C  
191 RSF

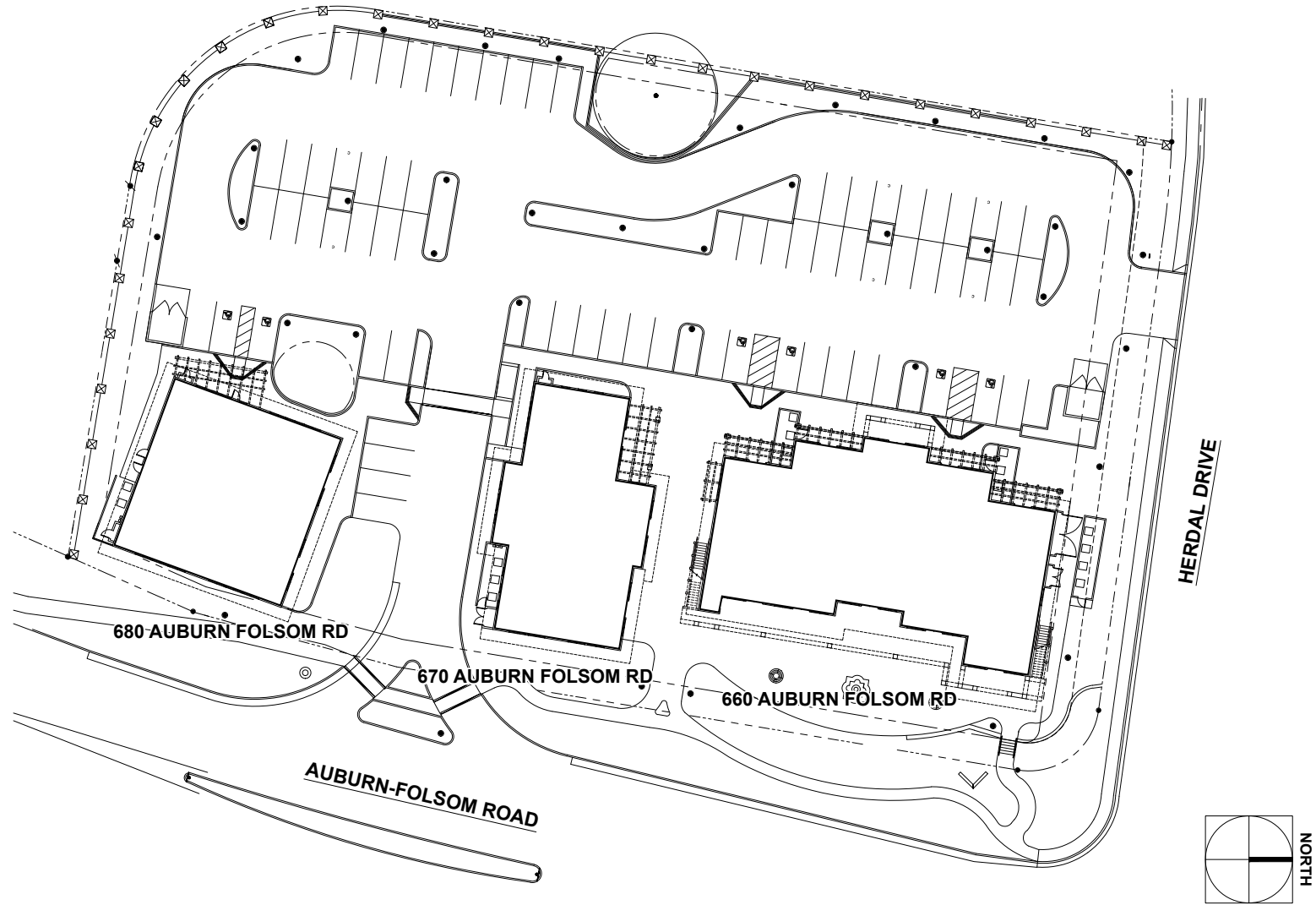
ETHAN CONRAD PROPERTIES, INC.

1300 NATIONAL DRIVE, SUITE 100 | SACRAMENTO CA, 95834 | 916.779.1000

www.ethanconradprop.com

The information contained herein has been obtained from sources we believe to be reliable. However, we cannot guarantee, warrant or represent its accuracy and all information is subject to error, change or withdrawal. An interested party and their advisors should conduct an independent investigation of the property to determine to your satisfaction the suitability of the property for your needs.

SITE PLAN



**ETHAN CONRAD PROPERTIES, INC.**

1300 NATIONAL DRIVE, SUITE 100 | SACRAMENTO CA, 95834 | 916.779.1000

[www.ethanconradprop.com](http://www.ethanconradprop.com)

The information contained herein has been obtained from sources we believe to be reliable. However, we cannot guarantee, warrant or represent its accuracy and all information is subject to error, change or withdrawal. An interested party and their advisors should conduct an independent investigation of the property to determine to your satisfaction the suitability of the property for your needs.

FOR LEASE

**SKYRIDGE COURTYARD**  
**660, 670 & 680 AUBURN FOLSOM RD**  
AUBURN, CA



**ETHAN CONRAD PROPERTIES, INC.**

1300 NATIONAL DRIVE, SUITE 100 | SACRAMENTO CA, 95834 | 916.779.1000

[www.ethanconradprop.com](http://www.ethanconradprop.com)

The information contained herein has been obtained from sources we believe to be reliable. However, we cannot guarantee, warrant or represent its accuracy and all information is subject to error, change or withdrawal. An interested party and their advisors should conduct an independent investigation of the property to determine to your satisfaction the suitability of the property for your needs.