



Space Profile for

Unit: #10/11

Area: 2387 sq ft

Address

9420 College Park Drive
Woodlands, TX 77384



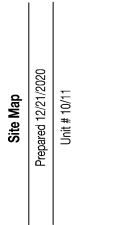

400 N. Tampa St., Suite 2210
Tampa, FL, 33602

**Unit # 10/11
Ground Floor
+/- 2,387 SF**

Square footage shown was measured on-site and adheres to BOMA standards

Width
+/- 35'

Depth
+/- 70'



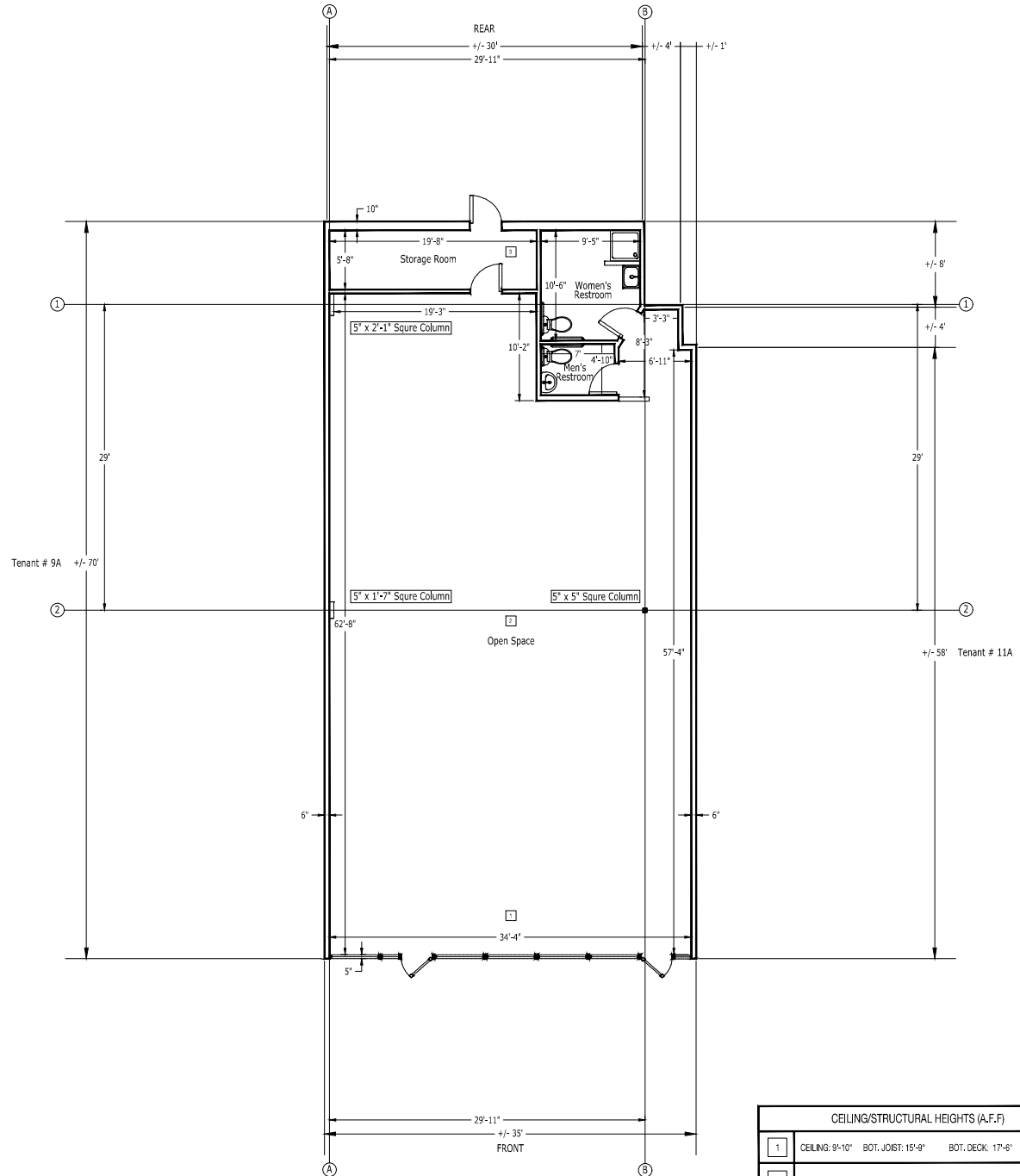
Site Map
Prepared: 12/21/2020
Unit # 10/11

Plans produced by:
ID PLANS

400 N. Tampa St., Suite 2210
Tampa, FL 33602
Phone: (866) 867-5545
IDPlans.com



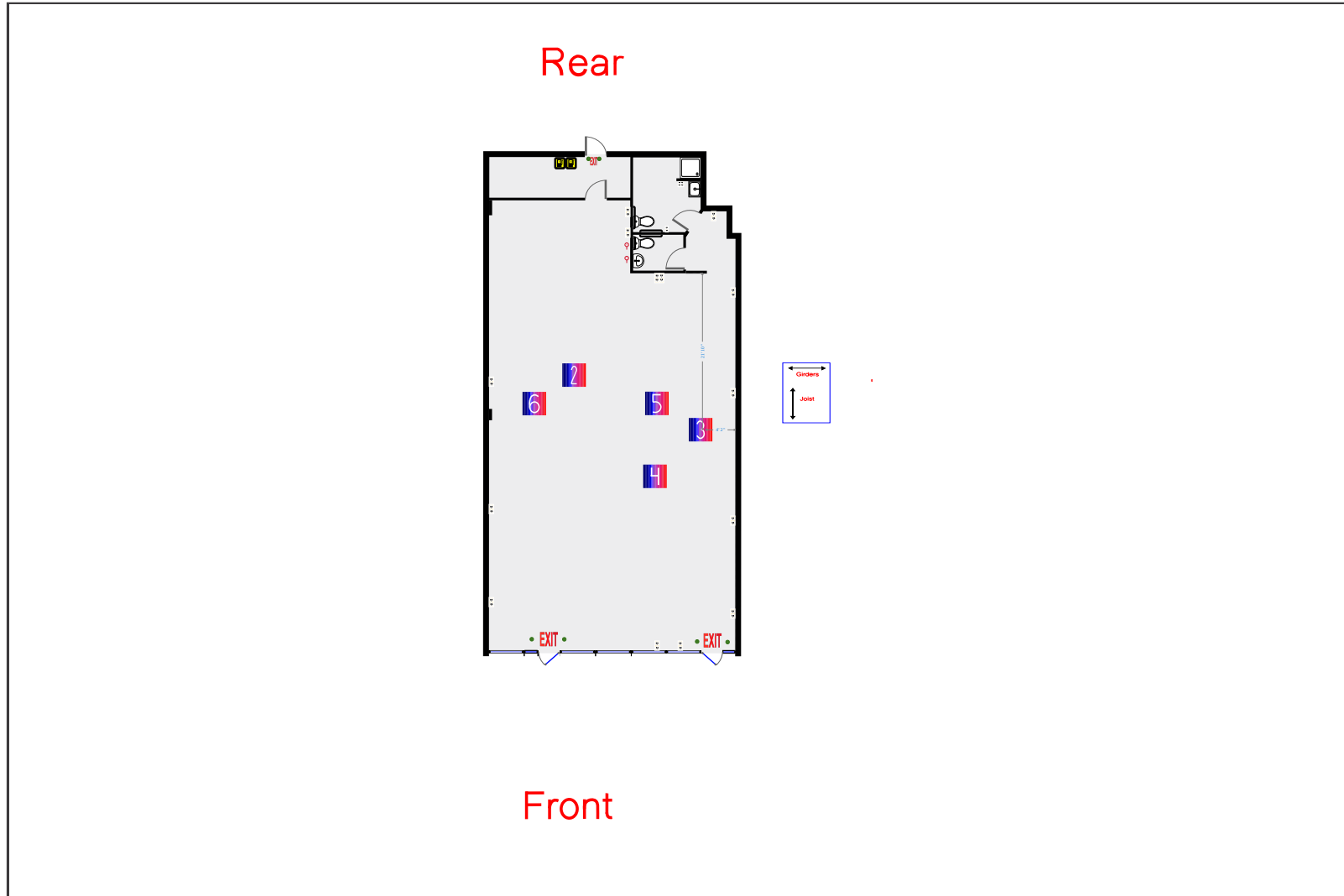
© 2020
Site map is for general use and purposes only. ID Plans does not guarantee the accuracy or validity of provided information. Measurements are not intended to be a substitute for professional services. It is the responsibility of the client to verify, check, or make alterations or changes to the drawings, including, but not limited to, the project name and address. The project owner has and reserves the right and responsibility to verify, change, or alter the provided information at any time for any reason.



















































CEILING/STRUCTURAL HEIGHTS (A.F.F)			
1	CEILING: 9'-10"	BOT. JOIST: 15'-9"	BOT. DECK: 17'-5"
2	CEILING: 9'-10"	BOT. JOIST: 14'-11"	BOT. DECK: 16'-11"
3	CEILING: 9'-10"	BOT. JOIST: 14'-5"	BOT. DECK: 16'-2"

A1 GROUND FLOOR

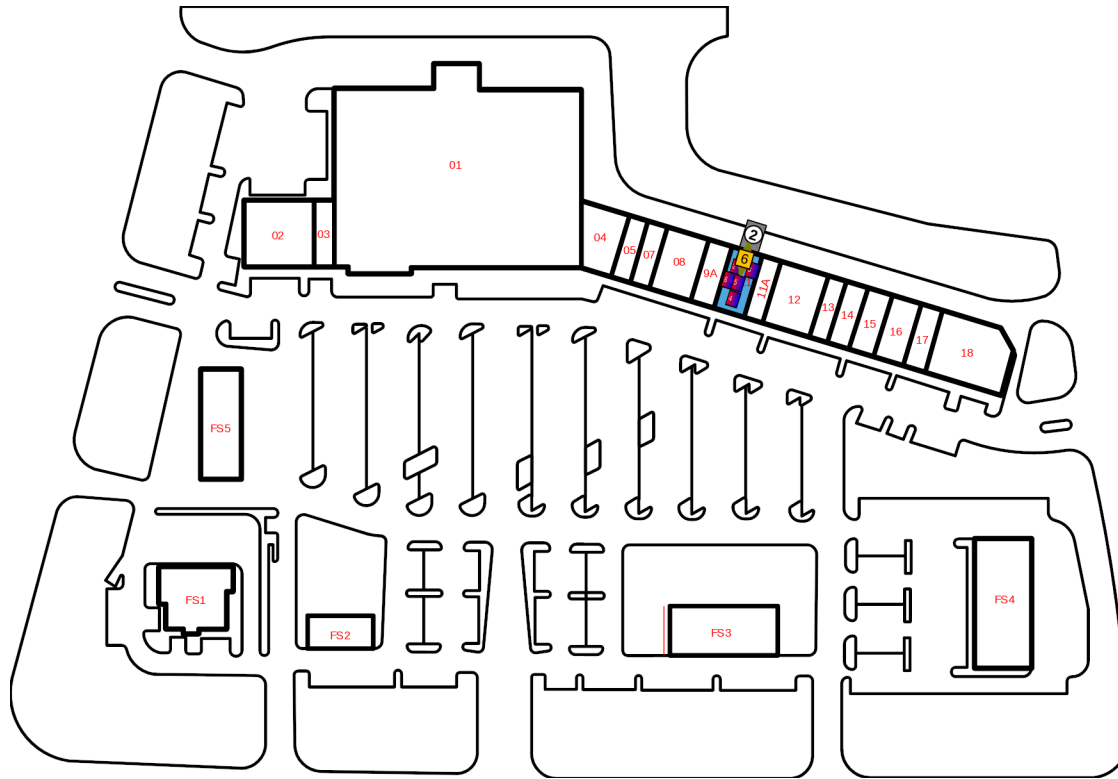




Legend

	Breaker Panel		Fire Extinguisher		Ceiling Fan w/ Light		Fire Sprinkler
	Circular Column		Fire Alarm Pulldown		Rectangular Column		Pocket Door
	Appliance Outlet		Glass Door		Refrigerator		Track Lighting
	Fire Alarm		Handicap Handrail		Roll-Up Door		2-Bulb Fluorescent Lighting
	Drinking Fountain		Roof Hatch		Sink		3-Bulb Fluorescent Lighting
	Door		HVAC Unit		Swing Door		4-Bulb Fluorescent Lighting
	Double Hung Door		Recessed Light		Toilet		Ceiling Air Vent
	Electrical Outlet		Staircase		Can Light		Air Diffuser
	Emergency Light		Water Heater		Urinal		Ceiling Fan w/o Light
	Exit Light		Telephone Panel		Thermostat		Air Handler
	Tankless Water Heater		Window Wall Opening		RJ 45		Fire Alarm Control Panel
	Step Down Transformer		Maintenance Sink		Window		
	Disconnect						

Disclaimer: All items may not show on feature pages.



Space Overview

Overview	Actual Square Footage	Measured Depth of Space	Total Depth of Space	Has Stepdown Transformer
	2,387' 0"	70' 0"	70' 0"	No

Thickness	Front Wall	Rear Wall	Other
	0' 5"	0' 10"	

Unit Overview	Sales Area	Stock Room	Other
	2,056' 0"	111' 0"	130' 0"

Flooring	Concrete	Carpet	Tile	Other	Unit	Total
	240	657	1400			2387

Ceiling Information	Height From Floor To Ceiling	Height From Floor To Bottom Of Deck	Height From Floor To Bottom Of Joist
	Front: 9' 10" Back: 9' 10"	Front: 17' 6" Back: 16' 2"	Front: 15' 9" Back: 14' 5"

Ceiling Information Cont.	Clear Ceiling Height	Height From Floor To Bottom Of Girder	Number Of Acoustical Tiles
	8' 11"		

Other Information Cont.	Phone Board Location	Mop Sink Location	Are Demising Walls Full Height	Are Interior Walls Full Height
				No

Mechanical

HVAC	Unit	Manufacturer	Model #	Serial #	Tonnage	Year
	5	York	D1EB060A46B	NGNM097005	5	2004
	2	Carrier	50TC-A07A2A6A0A0G0	2918C84031	6	2018
	3	Trane	TSC090A3R0A0Y0	320100275L	7.5	2003
	6	Carrier	50TM-007- - -601BA	2003G10131	6	2003
	4	York	D1EB060A46B	NGNM097772	5	2004

Electric

Service Panel	Unit	Service_type	Panel_type	Panel UL Number	Manufacturer	Location	Notes
	1	120/208	NQOD	Not Listed	Square D	Storage Room	No UL Label
	2	277/480	NF	Not Listed	Square D	Storage Room	No UL Label

Electric Meter	Unit	Meter #	Location	Meter Reading	Read On	Notes
	2	9743395	Rear Exterior	92770	2020-12-19	

Exterior Disconnect	Unit	Location	Panel_type	Panel_number	Manufacturer	Notes	Handle_or_breaker
	1	Rear Exterior	Handle	Not Listed	Cutler-Hammer	No UL Label	undefined

Plumbing

Water Meter	Unit	Meter #	Location	Size	Notes
	1	49022532	Storage Room	1"	Sub Meter
	4	70102080	Right exterior of shopping center	1 1/2"	House Meter

Water Heater	Unit	Manufacturer	Model #	Serial #	Gallons	Water Line (in)	Location	Notes
	1	State Industries	P6522ORS	K03411237	50	.75	Above Women Restroom	

Backflows	Number of Backflows	Location	Size	Notes
	1	Right exterior of shopping center	1 1/2"	

Fire

No assets available for this section.

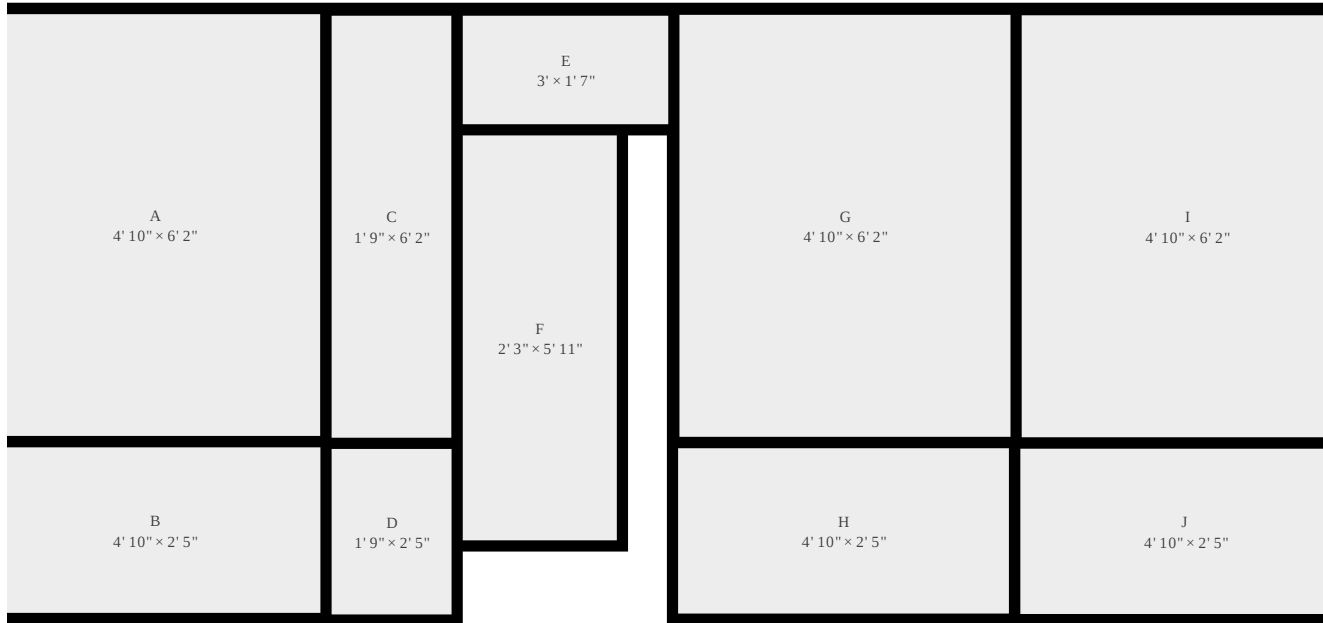
Gas

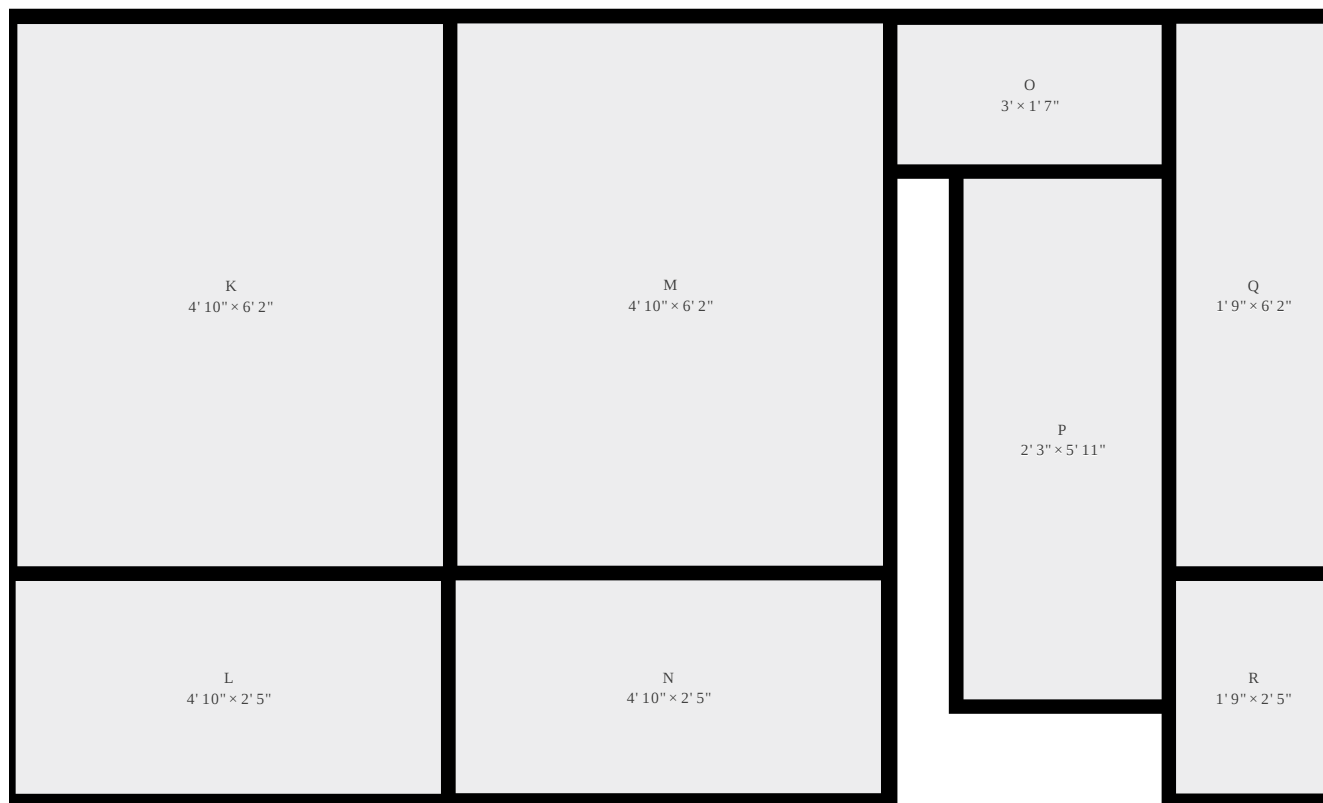
No assets available for this section.

Room

Restroom	Unit	Description
	Restroom 2	Men's Restroom
	Restroom 1	Women's Restroom

Window Plan 1










Reflective Ceiling Plan 1

Rear



Front

Storefront 1

