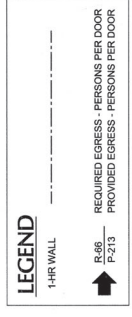
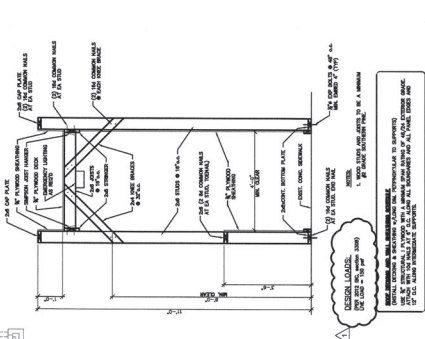
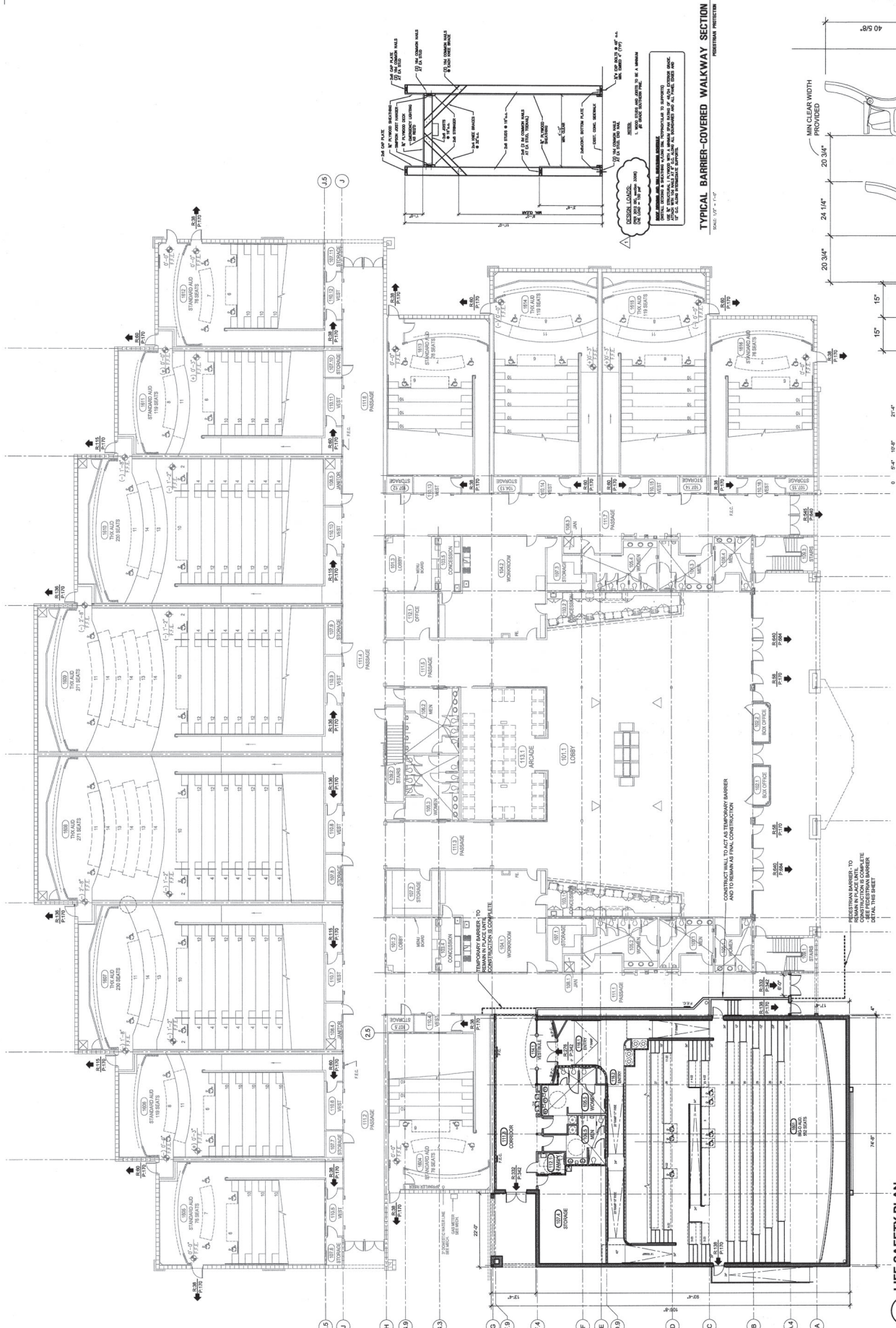




DATE: 01-21-14  
ISSUE DATE: 04-23-14  
1. ADD #2  
2. ADD #3  
3. ADD #4  
4. ADD #5  
5. ADD #6  
6. ADD #7

LSI.1  
UNIVERSITY  
JOB NO: 13344 | DWG: 1000  
DATE: 01-21-14



**EXIT REQUIREMENTS:** 20'-0" OR 2.5 X CORRIDOR WIDTH  
TRAVEL DISTANCE TO EXIT MAXIMUM CONDITION: 250'  
NUMBER OF EXITES: 2611  
EGRESS WIDTH REQUIRED: 523' CLEAR  
EGRESS PROVIDED: 26 EXTERIOR DOOR OPENINGS TOTALING 1,046' CLEAR

**LIFE SAFETY PLAN**  
SCALE: 3/32" = 1'-0"

SPACE	OCCUPANT LOAD	OCCUPANT LOAD
SPACE #601	576	290
AUD #610	76	119
AUD #611	76	76
AUD #612	76	76
AUD #613	220	119
AUD #614	271	76
AUD #615	186	186
AUDITORIUM TOTAL (INCLUDING ACCESSIBLE SEATING) = 2,410 SEATS		
LOBBY / ARCADE	15	
EMPLOYEES	15	
GRAND TOTAL = 2,811 OCCUPANTS		