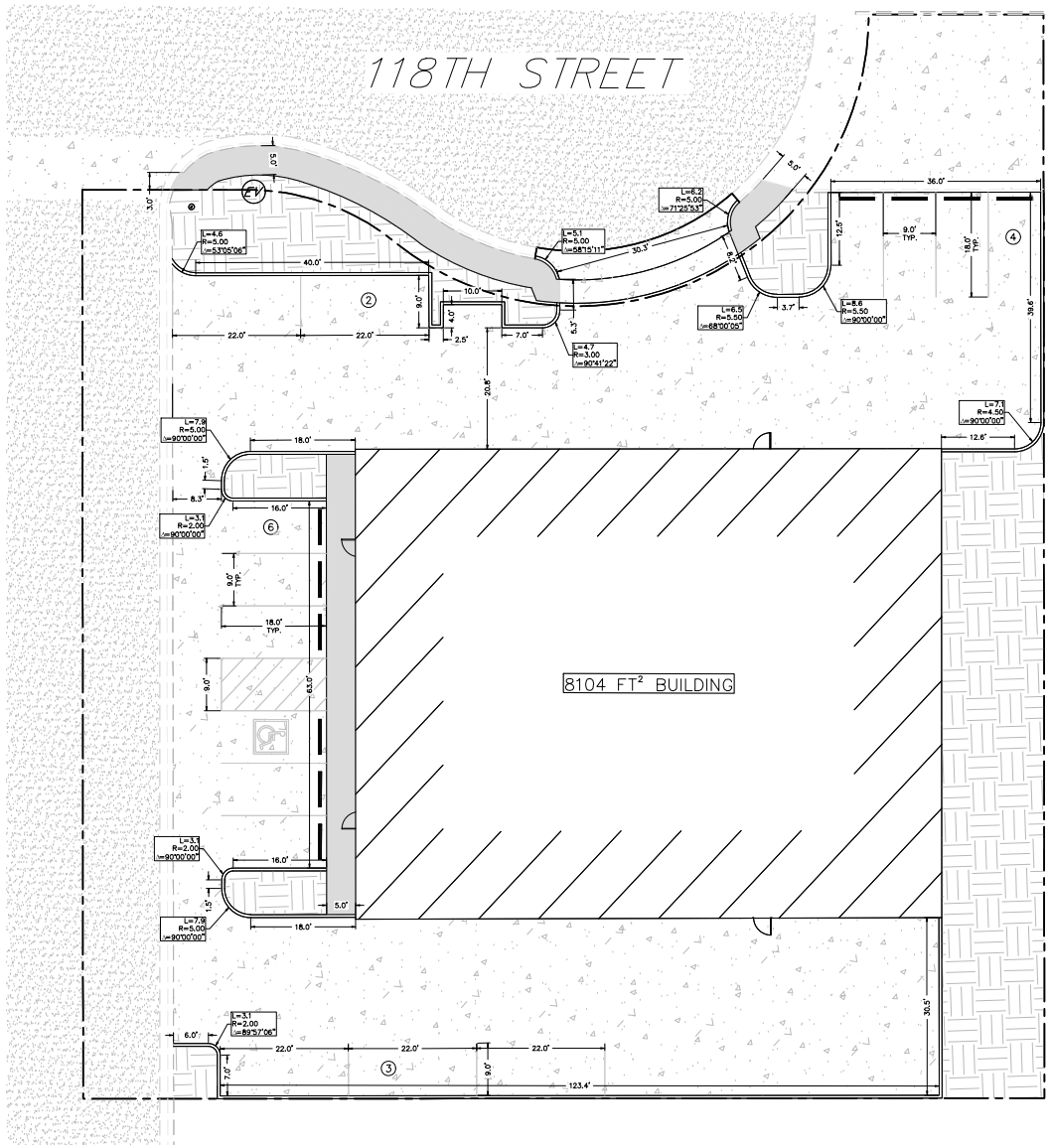

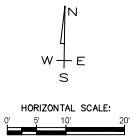

LEGEND AND NOTES:

- PROPOSED MONOLITHIC CURB
- EXISTING CURB AND GUTTER
- PROPOSED PROPERTY LINE
- PROPOSED SIDEWALK
- PROPOSED CONCRETE
- PROPOSED LANDSCAPING
- EXISTING ASPHALT PAVING
- (10) – NUMBER OF PARKING SPACES
- PROPOSED ADA PARKING SPACE

NOTES:

ALL DIMENSIONS ARE MEASURED TO FACE OF CURB UNLESS INDICATED OTHERWISE

ALL PAVEMENT SHALL BE STANDARD CONCRETE PAVEMENT UNLESS OTHERWISE INDICATED.

CONTRACTOR SHALL GRADE ALL LANDSCAPE AREAS TO DRAIN. A.D.A. PARKING SPACES AND ACCESS ISLE SHALL HAVE A MAXIMUM SLOPE OF 2%. SIDEWALKS SHALL HAVE A MAXIMUM CROSS SLOPE OF 2% AND MEET ALL A.D.A. AND T.A.S. STANDARDS

ALL WORK SHALL BE PERFORMED IN ACCORDANCE WITH THE CURRENT CITY OF LUBBOCK ENGINEERING MINIMUM DESIGN STANDARDS AND SPECIFICATIONS.

PRIOR TO ANY CONSTRUCTION THE CONTRACTOR SHALL FAMILIARIZE HIMSELF WITH THE CONTRACT DOCUMENTS, THE PLAN INCLUDING ALL NOTES, AND ANY OTHER APPLICABLE STANDARDS AND SPECIFICATIONS RELEVANT TO THE PROPER COMPLETION OF THE WORK SPECIFIED. FAILURE ON THE PART OF THE CONTRACTOR TO FAMILIARIZE HIMSELF WITH ALL STANDARDS OR SPECIFICATIONS PERTAINING TO THIS WORK SHALL IN NO WAY RELIEVE THE CONTRACTOR OF RESPONSIBILITY FOR PERFORMING THE WORK IN ACCORDANCE WITH ALL SUCH APPLICABLE STANDARDS AND SPECIFICATIONS. THE CONTRACTOR IS SOLELY RESPONSIBLE FOR THE MEANS, METHODS, TECHNIQUES, SEQUENCES, AND PROCEDURES OF CONSTRUCTION AND ANY SAFETY PRECAUTION PROGRAMS RELATING IN ANY WAY TO THE CONDITIONS OF THE PREMISES.

THE INFORMATION SHOWN ON THESE DRAWINGS CONCERNING TYPE, INFORMATION, AND LOCATION OF UNDERGROUND AND OTHER UTILITIES IS NOT GUARANTEED TO BE ACCURATE OR ALL-INCLUSIVE. THE CONTRACTOR IS RESPONSIBLE FOR MAKING HIS OWN DETERMINATIONS AS TO THE TYPE AND LOCATIONS OF ALL UNDERGROUND AND OTHER UTILITIES AS MAY BE NECESSARY TO AVOID DAMAGES. THE CONTRACTOR SHALL REPAIR ANY DAMAGES TO EXISTING UTILITIES IMMEDIATELY AND AT NO ADDITIONAL COMPENSATION. THE CONTRACTOR SHALL BE RESPONSIBLE FOR NOTIFYING UTILITY COMPANIES HAVING PROPERTY IN THE AREA OF CONSTRUCTION A MINIMUM OF 48 HOURS PRIOR TO ANY EXCAVATION.

IT SHALL BE THE RESPONSIBILITY OF THE CONTRACTOR TO PROTECT ALL PUBLIC UTILITIES IN THE CONSTRUCTION OF THIS PROJECT. ALL MANHOLES, CLEAN OUTS AND VALVE BOXES MUST BE ADJUSTED TO THE PROPER LINE AND GRADE BY THE CONTRACTOR PRIOR TO AND AFTER THE PLACING OF PERMANENT PAVING.

AT ALL TIMES THAT WORK IS PROGRESSING, THE CONTRACTOR SHALL HAVE A DESIGNATED COMPETENT PERSON ON-SITE WHO SHALL BE RESPONSIBLE FOR SUPERVISING THE WORK AND WHOSE DUTY IT WILL BE TO PERFORM REQUIRED SAFETY INSPECTIONS AND TO DIRECT ALL REQUIRED CONSTRUCTION SAFETY ACTIVITIES.

TOTAL NUMBER OF PARKING SPACES = 15
TOTAL NUMBER OF ADA SPACES = 1

THESE PLANS SHALL REMAIN ON THE JOB SITE DURING CONSTRUCTION FOR ALL INSPECTIONS UNTIL THE BUILDING IS FINALED.

9/25/2023
REV. 11/21/2023

1310 Jevas Street
Lubbock, TX 79403
www.deltaltx.com
806-701-8707
Texas Engineering Firm # 22949
Texas Survey Firm # 10194496

Drawn by: DELTA ENG
Checked by: AN
Project Issue Date: 08-08-2023
Project Number: 23ENG43

FOUR FIELDS BUSINESS PARK TRACT D
3203 118TH STREET
LUBBOCK, TX

All designs, plans, images, text, and other content in or on this page are protected by U.S. and international copyright laws and may not be reproduced, duplicated, modified, or distributed in any form or by any means without the express written consent of SK Architecture Group, LLC.

All drawings purchased from SK Architecture Group, LLC are protected by U.S. and international copyright laws and remain the property of SK Architecture Group, LLC. Reproduction, trace, or flash, in whole or in part, from the date contract the expressed written consent of SK Architecture Group, LLC.

#	Revision	Date

SK ARCHITECTURE GROUP
COMMERCIAL | RESIDENTIAL | DEVELOPMENT

C-101
DIMENSION PLAN

24X36

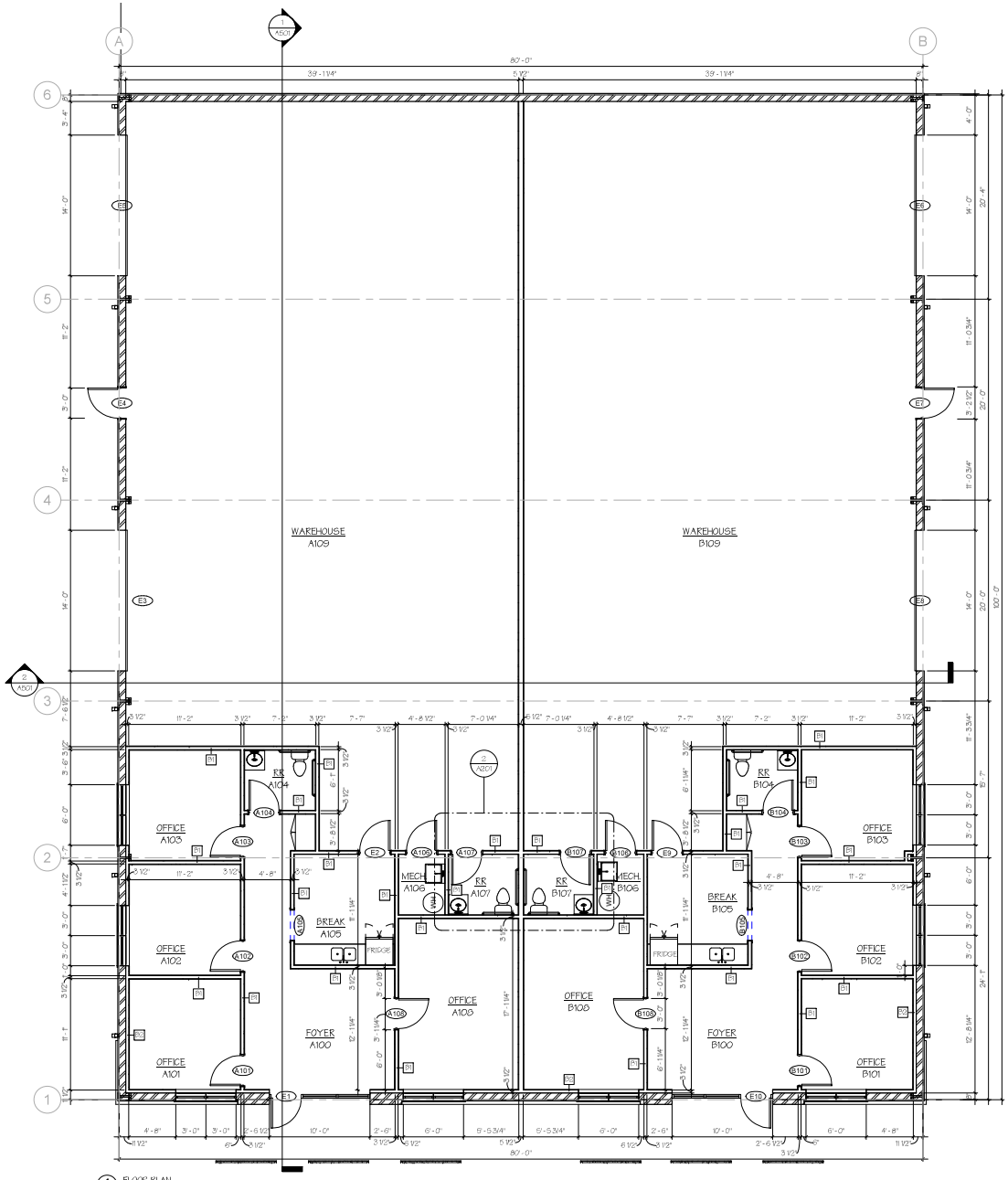

1 FLOOR PLAN
3/16" = 1'-0"

THESE PLANS SHALL REMAIN ON THE JOB SITE DURING CONSTRUCTION FOR ALL INSPECTIONS UNTIL THE BUILDING IS FINALED.

PROJECT KEYNOTES	
TA1	ACCESSIBLE FIXTURE, INSTALL PER ADA & TAS REQUIREMENTS.
TA5	ACCESSIBLE SINK SKIRT, PROVIDE FINISHED END FOR SIDE NOT TERMINATING AT WALL/INSTALL PER ADA & TAS REQUIREMENTS.

ADA & TAS TOILET FIXTURE HEIGHTS

HIGH SCHOOL AGES 15 THRU ADULT	A	B	C	D	E	F	G	J	K	L	PLUMBING AND ASSOCIATED FIXTURES DENOTED BY "AF" FOR USE BY THE PHYSICALLY DISABLED SHALL BE MOUNTED IN ACCORDANCE WITH THIS SCHEDULE
	34"	17"	34"	17"-19"	40"	60"	48"	40"	36"	14"	

TYPICAL ACCESSIBILITY PROVISIONS

SCALE: 1/4" = 1'-0"

NOTES: GRAB BARS ARE 18 GAUGE 1-1/2" O.D. DIA. STAINLESS STEEL WITH 1-1/2" CLEAR BETWEEN FINISH WALL AND GRAB BAR. DIMENSIONS ARE TO FINISH UNLESS OTHERWISE NOTED.

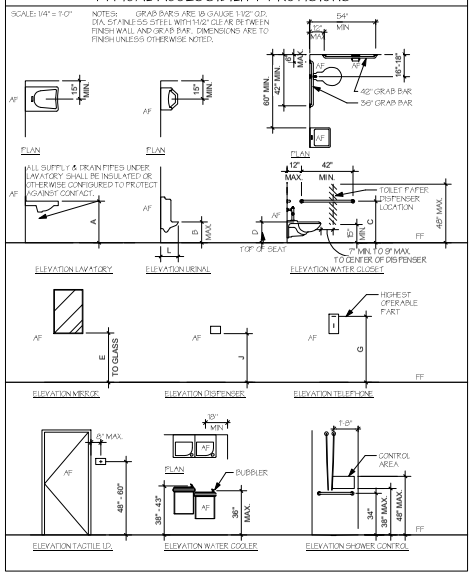

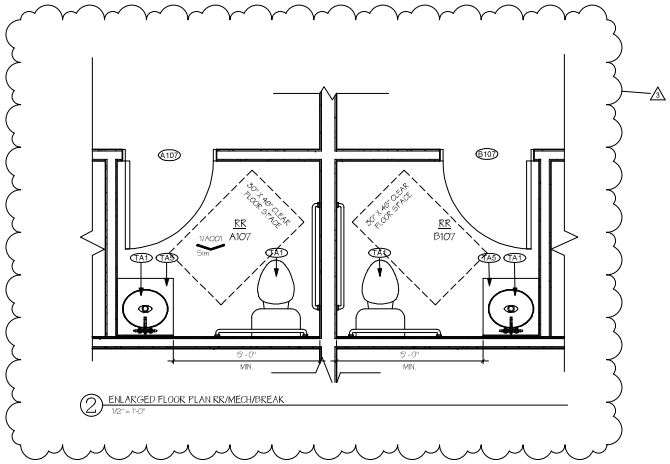

2 ENLARGED FLOOR PLAN RR/MECH/BREAK
1/2" = 1'-0"

A201

Drawn by: SK ARCH
Checked by: GS
Project Issue Date: 09-28-2023
Project Number: 23-066

FOUR FIELDS DUPLEX OFFICE WAREHOUSE
3203 118TH STREET
LUBBOCK, TX 79423

All designs, plans, images, text, and other content found on this page are protected by U.S. and international copyright laws. Unauthorized use, reproduction, distribution, modification, or publication in whole or in part, without the express written consent of SK Architecture Group, LLC.

All drawings purchased from SK Architecture Group, LLC are protected by U.S. and international copyright laws. Any deviation, modification, reproduction, "copy machine" or other copy, in whole or in part, from the plans without the express written consent of SK Architecture Group, LLC.

#	Revision	Date
1	ADDENDUM#1	10/23

SK ARCHITECTURE GROUP
COMMERCIAL | RESIDENTIAL | DEVELOPMENT

A201
FLOOR PLAN