



Colliers



For Lease

1401-1515 S. Santa Fe Avenue
Chanute, Kansas

Property Features

- 8,400-19,800 SF junior boxes available
- Pad sites available
 - 0.25-4.5 acres
- Dominant shopping center within a 40-mile radius
- Co-tenants include Tractor Supply, Bealls, Factory Connection, McDonald's, and Scooter's
- Strong visibility to 15,000 cars per day
- Ample parking

Demographics



Total Population

5-mile: 10,155
10-mile: 12,532
20-mile: 29,004



Daytime Population

5-mile: 11,508
10-mile: 13,210
20-mile: 29,001




Household Income (Avg.)

5-mile: \$69,390
10-mile: \$70,785
20-mile: \$70,570

Chris Newkirk
Vice President
+1 816 556 1180
chris.newkirk@colliers.com

Colliers Kansas City
4900 Main Street, Suite 400
Kansas City, Missouri 64112
+1 816 531 5303
colliers.com/kansascity

Site Aerial

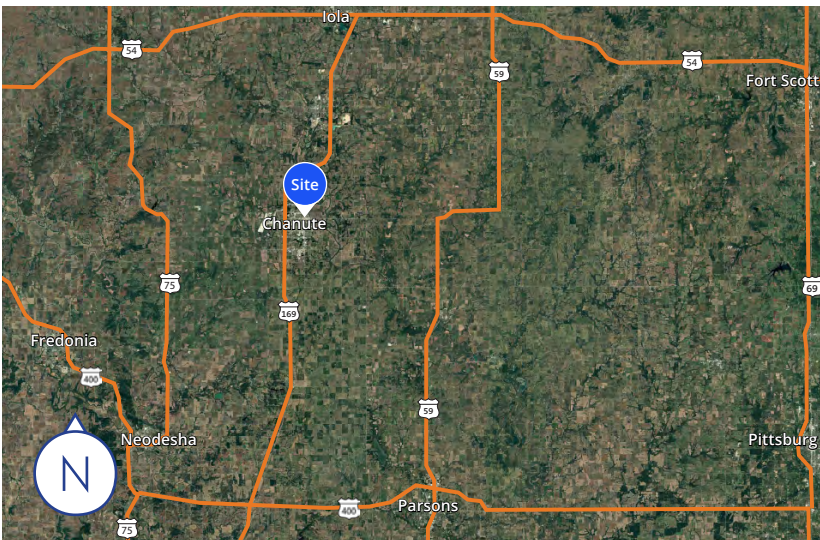
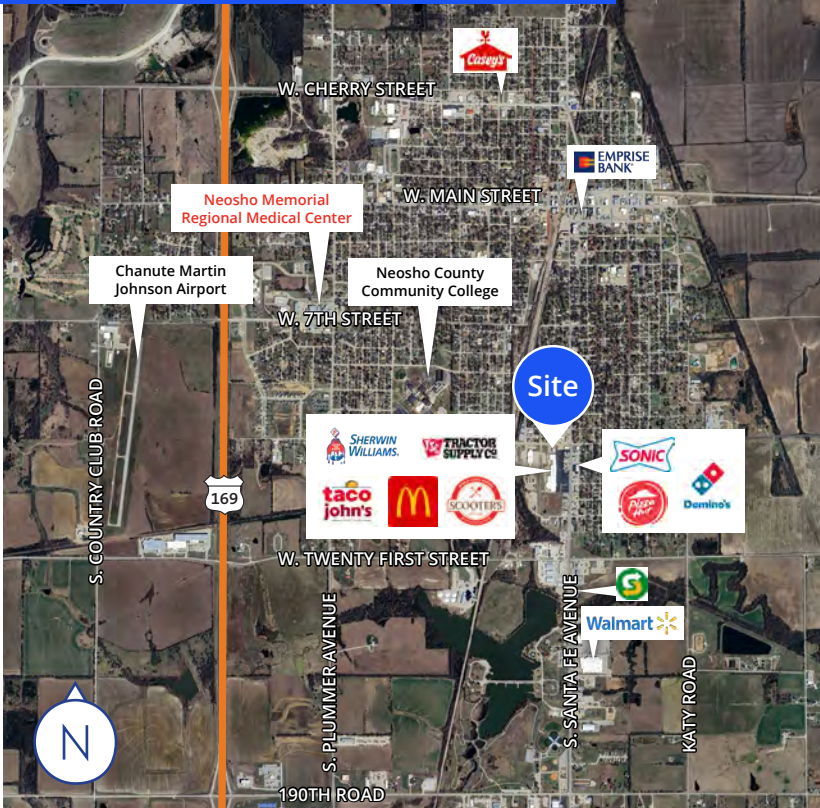


Land Aerial




Aerials

1401 S. Santa Fe Avenue | For Lease



19,800 SF Available



8,400 SF Available



Chris Newkirk
Vice President
+1 816 556 1180
chris.newkirk@colliers.com

Colliers Kansas City
4900 Main Street, Suite 400
Kansas City, Missouri 64112
+1 816 531 5303
colliers.com/kansascity