



WESTINGHOUSE 35 LOGISTICS

1310 BLUE RIDGE DRIVE, GEORGETOWN, TX 78626



FOR LEASE



136,752 SF
available space



3,200 SF
spec office

















TRAILER STALLS

FEATURING
50 TRAILER SPACES



Westinghouse 35 Logistics

















Property features

-  **230,954 SF**
total building
-  **136,752 SF**
available space
-  **3,200 SF**
office
-  **32'**
clear height
-  **520' x 260'**
dimensions
(width x height)
-  **52' x 50'**
column spacing
-  **60'**
loading bays
-  **32**
dock-high doors
-  **(4) 45K LB**
dock levelers
-  **130'**
truck court
-  **143**
Car parking spaces
-  **50**
Trailer parking spaces
-  **1 Ramp**
available
-  **Rear Load**
configuration
-  **ESFR**
sprinklers
-  **1,000 amps**
at 480V 3 phase
power



Available Floor Plan Alternative

Property features

-  **230,954 SF**
total building
-  **136,752 SF**
available space
-  **3,200 SF**
office
-  **32'**
clear height
-  **520' x 260'**
dimensions
(width x height)
-  **52' x 50'**
column spacing
-  **60'**
loading bays
-  **32**
dock-high doors
-  **(4) 45K LB**
dock levelers
-  **130'**
truck court
-  **143**
Car parking spaces
-  **50**
Trailer parking spaces
-  **1 Ramp**
available
-  **Rear Load**
configuration
-  **ESFR**
sprinklers
-  **1,000 amps**
at 480V 3 phase
power





Location Highlights

Class A 230,954 Sf Logistics Facility

25 Minutes From Downtown Austin

Ideal Location For Distribution and Manufacturing Companies

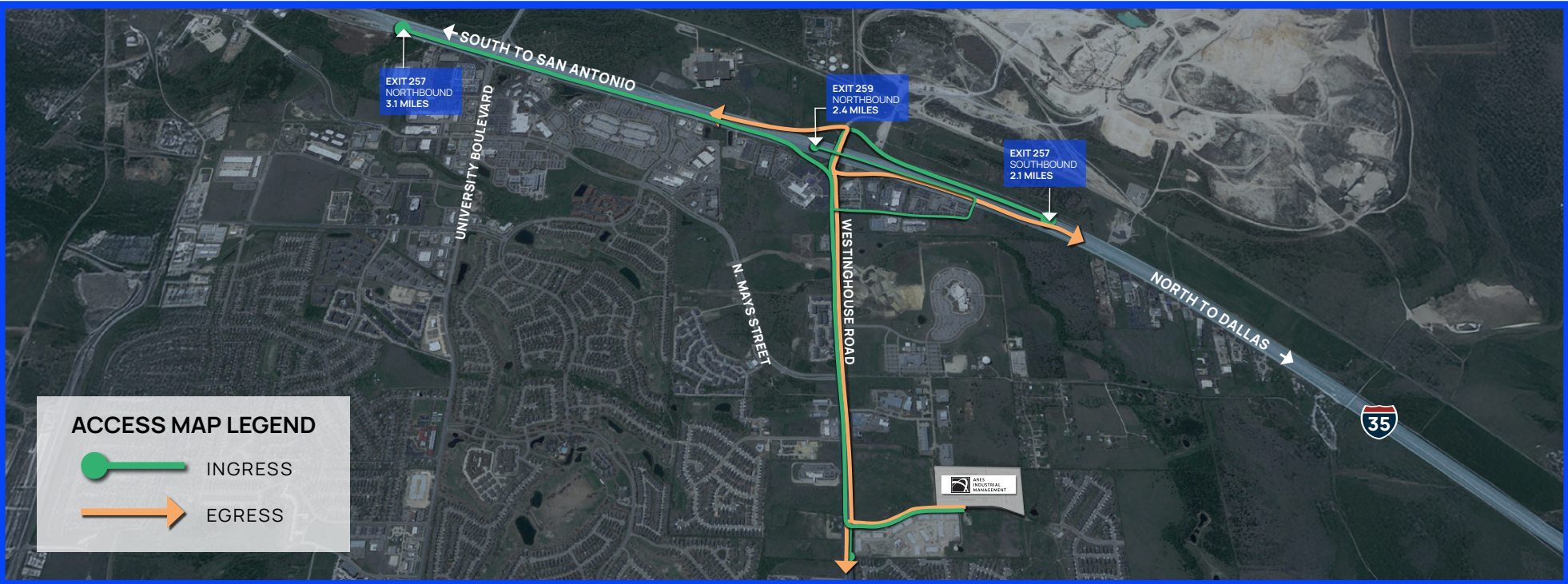
2 Minute Drive Time to I-35 (1.5 Miles)

Access to Dense Labor Supply and Rapidly Growing Population

Exceptional Amenity & Food Options within a 5 Minute Drive

Ideal Ingress/Egress with Lit Intersection, Providing Quick Access to I-35 via Westinghouse Rd (4 Lanes)

Above Market Number of Trailer Spaces



Proven track record

of Marq Logistics



Marq Logistics is a global leader in the development and operation of modern logistics facilities and manages a portfolio of approximately 2,000 properties totaling more than 645 million square feet. With a mission to deliver institutional-quality logistics facilities and a consistent, best-in-class experience to customers around the world, Marq's highly specialized and dedicated team provides a powerful combination of global scale with local expertise.

Learn more about Marq at www.marqlogistics.com, and view our current properties at www.glp.com.br.

MO GREEN

+1 512 484 8917
mo.green@kbcadvisors.com

TREY BLASINGAME

+1 404 790 7105
trey.blasingame@kbcadvisors.com

