

FOR LEASE OR SALE

**ROCKEFELLER GROUP LOGISTICS CENTER AT
CARNEYS POINT**

FOREST LANE, CARNEYS POINT, NJ

530,000 SF & 596,443 SF

**530,000 SF
BUILDING A**

**596,443 SF
BUILDING B**



**AVAILABLE NOW
DIVISIBLE**

PROPERTY DETAILS

FOR LEASE OR SALE

AVAILABLE NOW FOR
IMMEDIATE OCCUPANCY

DIVISIBLE

SPECIFICATIONS

BUILDING A

BUILDING B

TOTAL BUILDING SIZE	530,000 SF (Divisible)	596,443 SF (Divisible)
BUILDING DIMENSIONS	1,060' x 500'	1,230' x 495'
OFFICE	±4,000 SF	±4,000 SF
CEILING HEIGHT	40'	40'
COLUMN SPACING	50' x 54'	50' x 54'
SPEED BAY SIZE	60'	60'
DOCK DOORS	118 (9' x 10')	127 (9' x 10')
DRIVE-IN DOORS	4	4
CAR PARKING	295 spaces	363 spaces
TRAILER PARKING	206 spaces	122 spaces
SPRINKLER	ESFR	ESFR
POWER	2,500a at 480v/3-phase	2,500a at 480v/3-phase





112 TRAILER SPACES

SECURED

1 DRIVE-IN DOOR

BUILDING A
265,000 SF

PROPOSED DIVISION
265,000 SF

500'

1 DRIVE-IN DOOR

59 DOCK DOORS

1,060'

1 DRIVE-IN DOOR

±4,000 SF OFFICE

145 CAR SPACES

SECURED

94 TRAILER SPACES

195 CAR SPACES

±8,000 SF OFFICE

CROSS DOCK

80 DOCK DOORS

BUILDING B
±317,790 SF

SECURED TRUCK COURT
2 DRIVE-IN DOORS

PROPOSED DIVISION
1,230' x 495'

40 TRAILER SPACES

1 DRIVE-IN DOOR

1 DRIVE-IN DOOR

82 TRAILER SPACES

BUILDING B
±278,653 SF

SECURED TRUCK COURT
CROSS DOCK
47 DOCK DOORS
2 DRIVE-IN DOORS

1 DRIVE-IN DOOR

168 CAR SPACES

FOR LEASE OR SALE

**AVAILABLE NOW FOR
IMMEDIATE OCCUPANCY**

DIVISIBLE

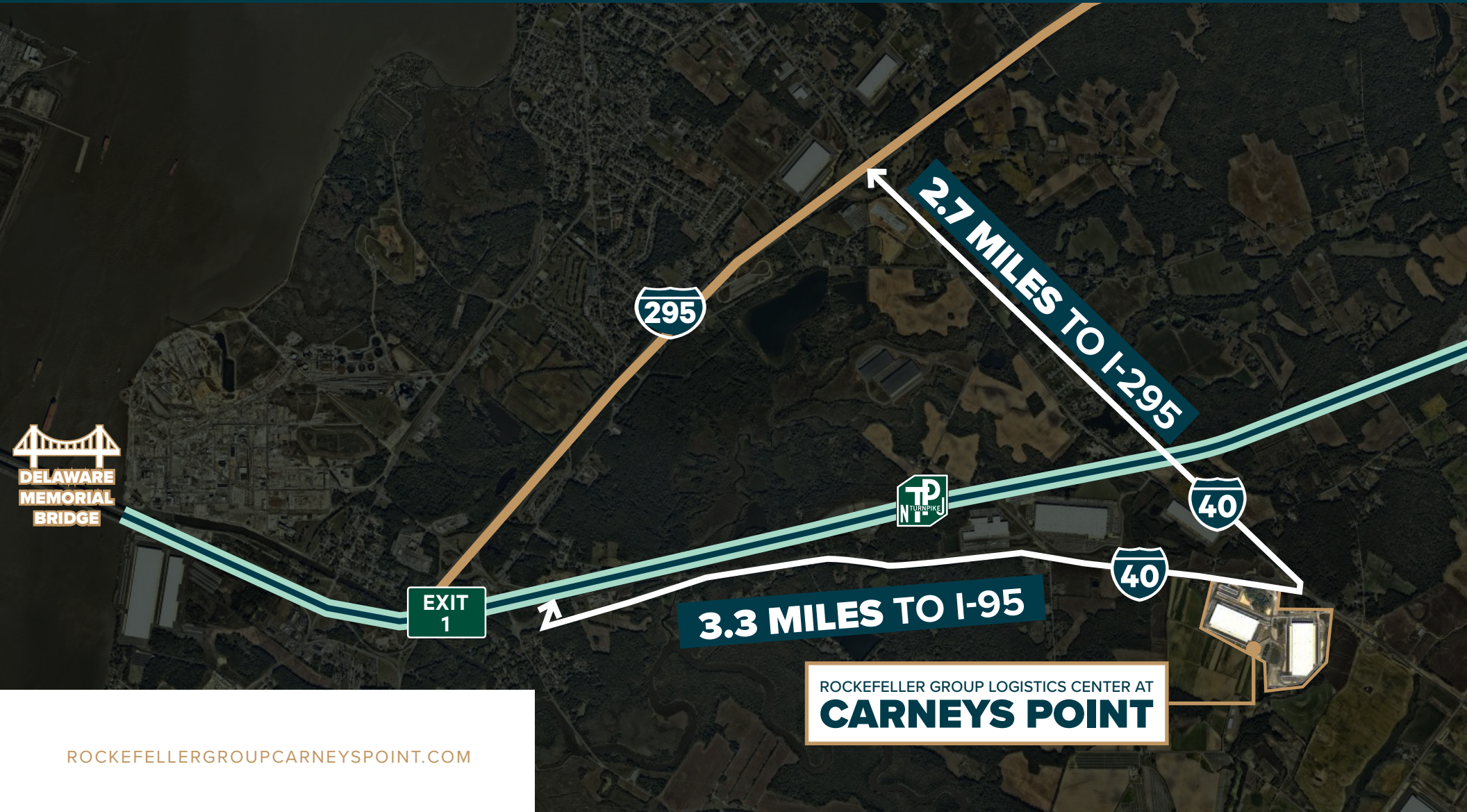
FOREST LANE, CARNEYS POINT, NJ

CBRE

IMMEDIATE HIGHWAY ACCESS

FOR LEASE OR SALE

AVAILABLE NOW FOR
IMMEDIATE OCCUPANCY
DIVISIBLE



DELAWARE
MEMORIAL
BRIDGE

EXIT
1

295

TP
TURNPIKE



40


40


2.7 MILES TO I-295

3.3 MILES TO I-95

ROCKEFELLER GROUP LOGISTICS CENTER AT
CARNEYS POINT

- 
**I-295
EXIT 4**


2.7 MILES
- 
**NJ TPKE
EXIT 1**


3.3 MILES
- 
**I-295
EXIT 2B**


3.8 MILES

ROCKEFELLER GROUP LOGISTICS CENTER AT
CARNEYS POINT

FOREST LANE, CARNEYS POINT, NJ

CBRE



FOR LEASE OR SALE

**AVAILABLE NOW FOR
IMMEDIATE OCCUPANCY**

DIVISIBLE

BUILDING A



FOR LEASE OR SALE

**AVAILABLE NOW FOR
IMMEDIATE OCCUPANCY**

DIVISIBLE

BUILDING B



FOREST LANE, CARNEYS POINT, NJ

CBRE

FOR LEASE OR SALE

ROCKEFELLER GROUP LOGISTICS CENTER AT

CARNEYS POINT

FOREST LANE, CARNEYS POINT, NJ

DREW GREEN

Executive Vice President
+1 610 251 5183
andrew.green@cbre.com

THOMAS F. MONAHAN

Vice Chairman
+1 201 712 5610
thomas.monahan@cbre.com

LARRY SCHIFFENHAUS

Vice Chairman
+1 201 712 5809
larry.schiffenhaus@cbre.com

BRIAN GOLDEN

Executive Vice President
+1 201 712 5607
brian.golden@cbre.com

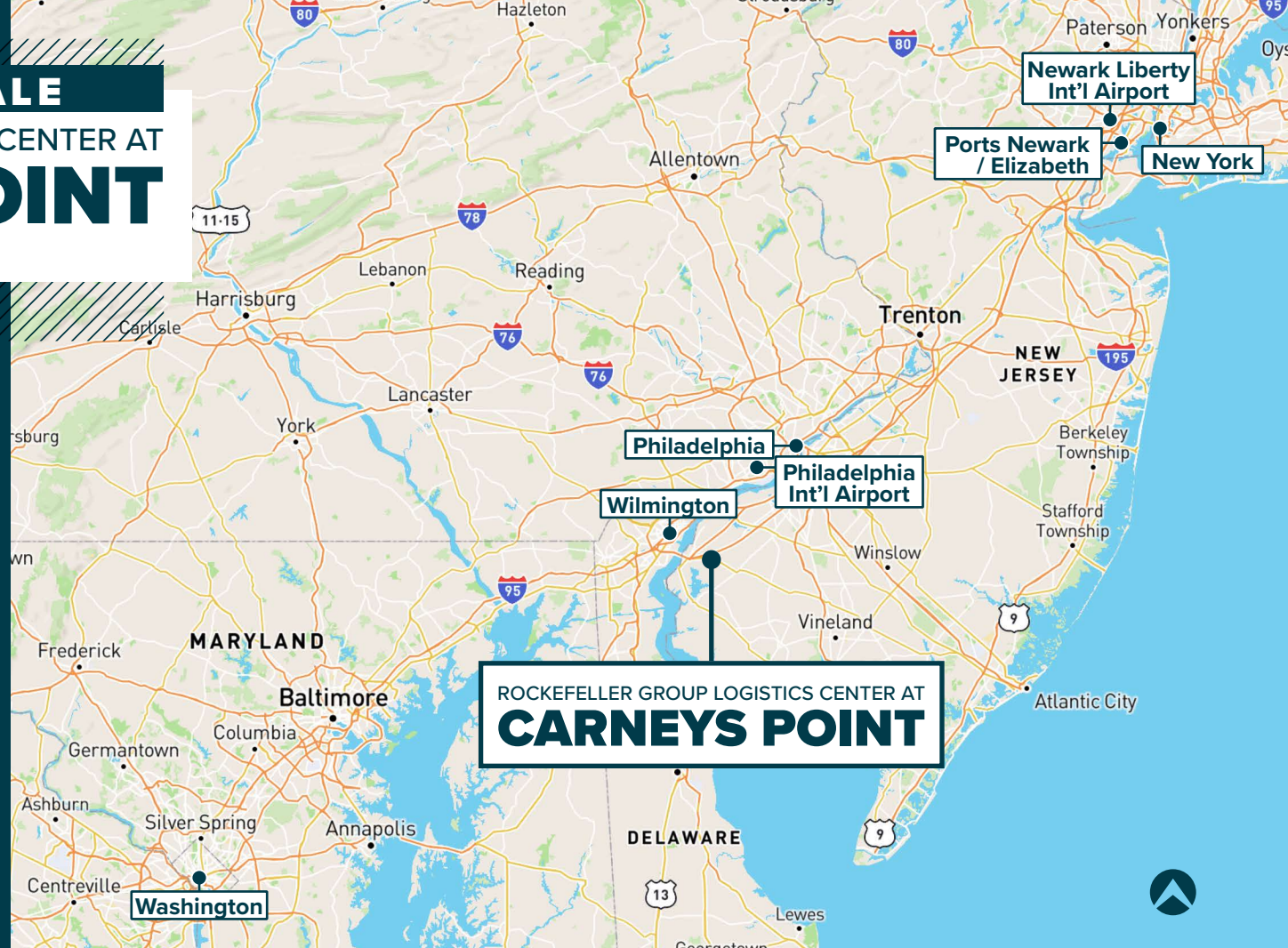


[ROCKEFELLERGROUPCARNEYSPOINT.COM](https://www.rockefellergroupcarneyspoint.com)

© 2026 CBRE, Inc. All rights reserved. This information has been obtained from sources believed reliable but has not been verified for accuracy or completeness. CBRE, Inc. makes no guarantee, representation or warranty and accepts no responsibility or liability as to the accuracy, completeness, or reliability of the information contained herein. You should conduct a careful, independent investigation of the property and verify all information. Any reliance on this information is solely at your own risk. CBRE and the CBRE logo are service marks of CBRE, Inc. All other marks displayed on this document are the property of their respective owners, and the use of such marks does not imply any affiliation with or endorsement of CBRE. Photos herein are the property of their respective owners. Use of these images without the express written consent of the owner is prohibited.



ROCKEFELLER
GROUP



KEY DISTANCES

WILMINGTON, DE	11 MILES / 22 MIN
PHILADELPHIA INT'L AIRPORT, PA	23 MILES / 30 MIN
PHILADELPHIA, PA	34 MILES / 43 MIN
WASHINGTON, DC	115 MILES / 2 HR 14 MIN
NEW YORK CITY, NY	118 MILES / 2 HR 11 MIN
NEWARK LIBERTY INT'L AIRPORT, NJ	106 MILES / 1 HR 46 MIN
PORTS NEWARK / ELIZABETH, NJ	111 MILES / 1 HR 56 MIN

AVAILABLE NOW FOR IMMEDIATE OCCUPANCY | DIVISIBLE