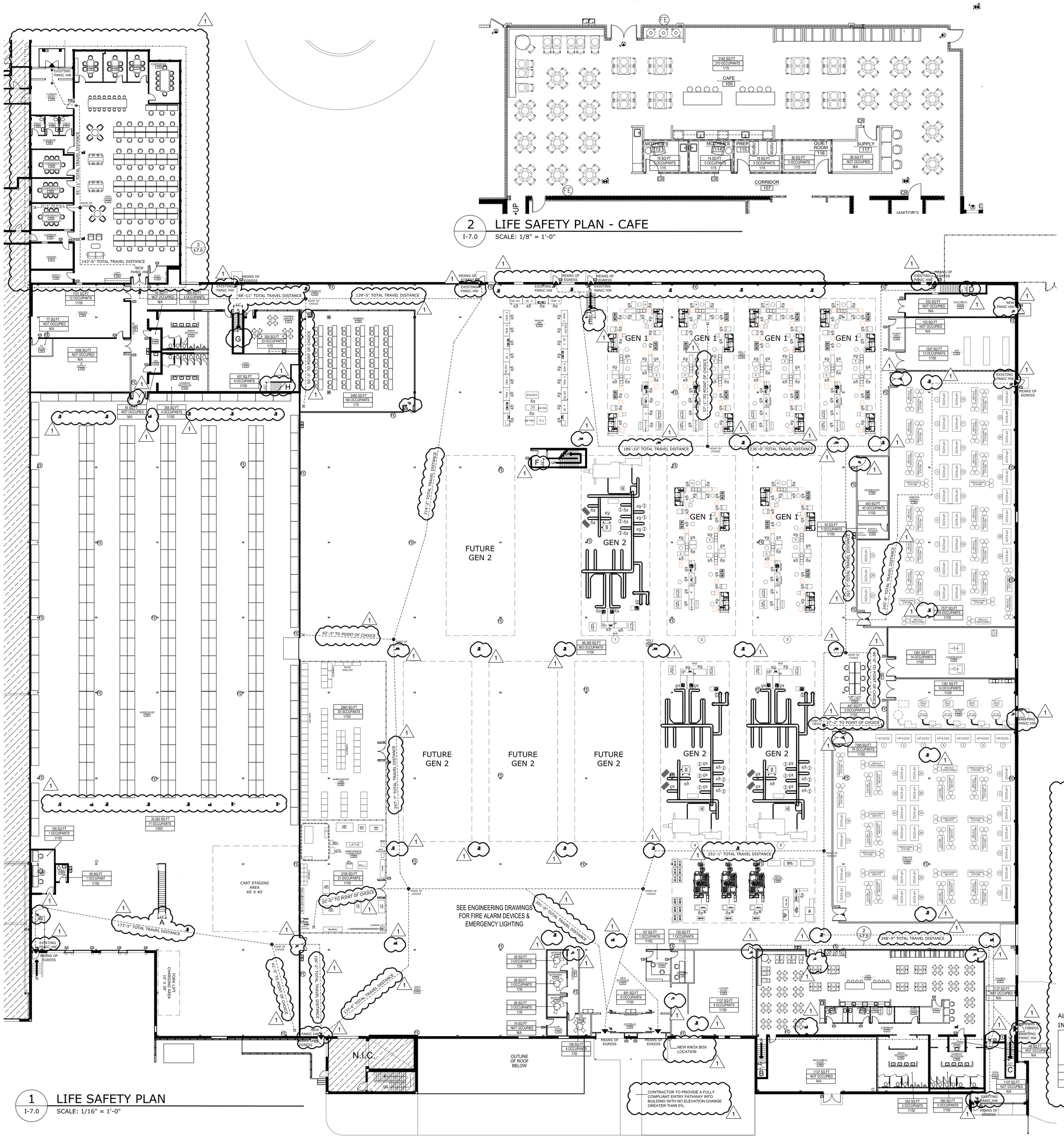

1 LIFE SAFETY PLAN
I-7.0 SCALE: 1/16" = 1'-0"

2 LIFE SAFETY PLAN - CAFE
I-7.0 SCALE: 1/8" = 1'-0"

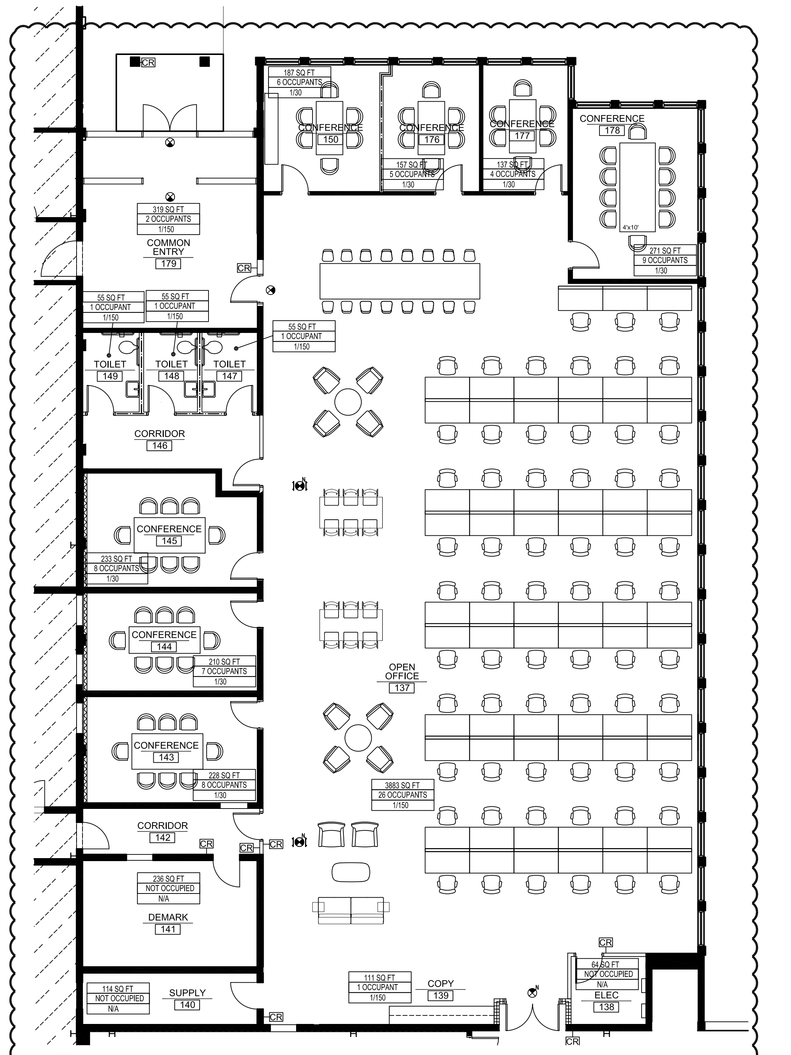

3 LIFE SAFETY PLAN - OFFICE AREA
I-7.0 SCALE: 1/8" = 1'-0"

CODE ANALYSIS

OCCUPANCY TYPE	FACTORY
SPRINKLERED	YES
SQUARE FOOTAGE	OVERALL: 163,125 USF FACTORY F-1: 122,107 USF STORAGE S-1: 35,262 USF ASSEMBLY A-2: 5,756 BUSINESS B-1: 6,806 USF
OCCUPANT LOAD PER BUILDING TYPE	1,221 (FACTORY F-1, 1/100 S.F.) 71 (STORAGE S-1, 1/500 S.F.) 384 (ASSEMBLY A-2, 1/15 S.F.) 45 (BUSINESS B-1, 1/150 S.F.)
OCCUPANT LOAD PER ROOM BY ROOM CALCS	1,617
MINIMUM MEANS OF EGRESS WIDTH	323 INCHES TOTAL/32 INCHES MIN PER DOOR
TOTAL NUMBER OF MEANS OF EGRESS AND WIDTH	12 MEANS OF EGRESS, 420 INCHES TOTAL
COMMON PATH OF TRAVEL	LESS THAN 100 FT.

NOTE: ANY FURNITURE OR EQUIPMENT SHOWN IS NOT IN CONTRACT (N.I.C.) AND IS SHOWN FOR REPRESENTATIONAL PURPOSES ONLY.

LEGEND	
FE	BRACKET MOUNTED FIRE EXTINGUISHER, SEE NOTE KN-1 ON SHEETS I-2.0 - I-2.3 & I-2.9
	ILLUMINATED EXIT SIGNS
	ILLUMINATED DIRECTIONAL EXIT SIGNS

EXIT ANALYSIS
SEE PLAN FOR ADDITIONAL INFOMATION

MIN. REQ'D EGRESS WIDTH	**32" MIN. EGRESS WIDTH** ÷ .02 FACTOR = 160 OCC. PER DOOR. 160 OCCUPANTS x 12 EGRESS DOORS = **1,920 OCCUPANCY LOAD TOTAL**
STAIRWAY WIDTHS	STAIR A: 44", STAIR B: 47", STAIR C: 45", STAIR D: 44", STAIR E: 45", STAIR F: 52", STAIR G: 44", STAIR H: 51"

KEYED LIFE SAFETY NOTES

KN-1 OCCUPANCY LOAD SIGNAGE
Where indicated on the drawings, Contractor to provide approved Occupancy Load Signage showing the maximum occupant count:
"**Training Room: 166**"
"**Cafe: 210**"

ALL FINISHES COMPLY TO THE FOLLOWING:
INTERIOR WALL AND CEILING FINISH REQUIREMENTS

GROUP	SPRINKLERED		
	Interior exit stairways, interior exit ramps and exit passageways	Corridors and enclosure for exit access stairways and exit access ramps	Rooms and enclosed spaces
A-2	B	B	C
B	B	C	C
F	C	C	C

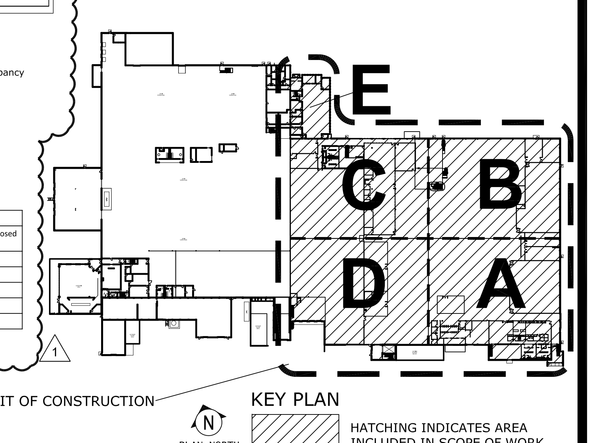

KEY PLAN
HATCHING INDICATES AREA INCLUDED IN SCOPE OF WORK

DAVID W. COLLINS REGISTERED ARCHITECT 12/2/21

THIS DRAWING IS THE PROPERTY OF FACILITEC AND MAY NOT BE REPRODUCED OR TRANSMITTED WITHOUT WRITTEN PERMISSION.
© COPYRIGHT FACILITEC, INC.

FACILITEC
ARCHITECTURE - DESIGN INNOVATION
200 PEACHTREE STREET | SUITE 1100 | ATLANTA, GA 30303 | (404) 816-6464

USF: 163,125

SMILE DIRECT CLUB - COLUMBIA
981 INDUSTRIAL PARKWAY
SUITE D
COLUMBIA, TN 38401

FURNITURE/EVACUATION PLAN

JOB NO: 20068
DRAWN BY: NT
REVIEWED BY: DWC

REV:	DATE:	DESCRIPTION:
1	03/12/21	ISSUED FOR PERMIT AND CONSTRUCTION
2	03/26/21	REVISION #1

SHEET NO: 35
I-7.0
OF: 40

RELEASED FOR CONSTRUCTION