

997-999 Montague Avenue, San Leandro, CA 94577



For Lease

±14,400 SF Warehouse



±14,400
Square Feet



±0.47
Acres



±20'
Clear Height



1 Dock Door
2 Grade Doors



600 Amps
Power

Sam Higgins, SIOR
+1 415 987 8798
sam.higgins@kbcadvisors.com
DRE License# 01329023

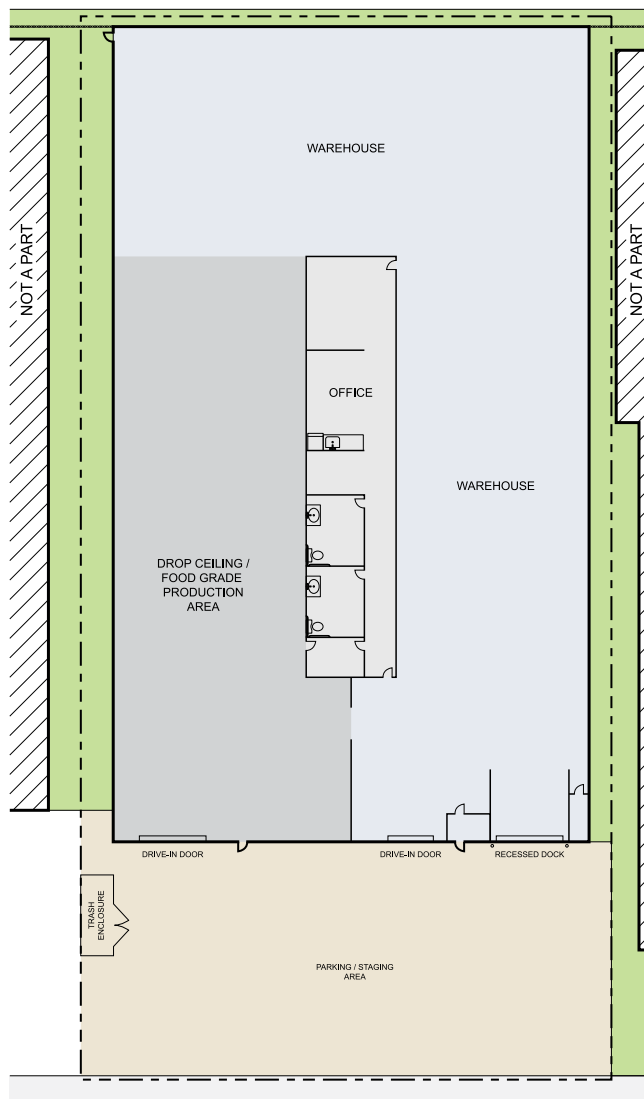
Collin Dougherty
+1 209 351 7340
collin.dougherty@kbcadvisors.com
DRE License# 02161435

Property Overview

PROPERTY SPECS

BUILDING SIZE	±14,400 SF	FOOD GRADE	Floor Drains, FRP Panels, 1.5" Gas Line & 3/4" Water Line
ACRES	±0.47	ACCESS	Immediate Access to I-880 & Close to Oakland Airport
OFFICE SIZE	±1,500 SF	ZONING	IG (General Industrial)
CLEAR HEIGHT	±20'	APN	77A-648-18-3
DOCK DOORS	1 (Recessed)	AVAILABLE	Now
DRIVE-IN DOORS	2	LEASE RATE	Call Broker
POWER	600 Amps @ 120/208 Volts*		

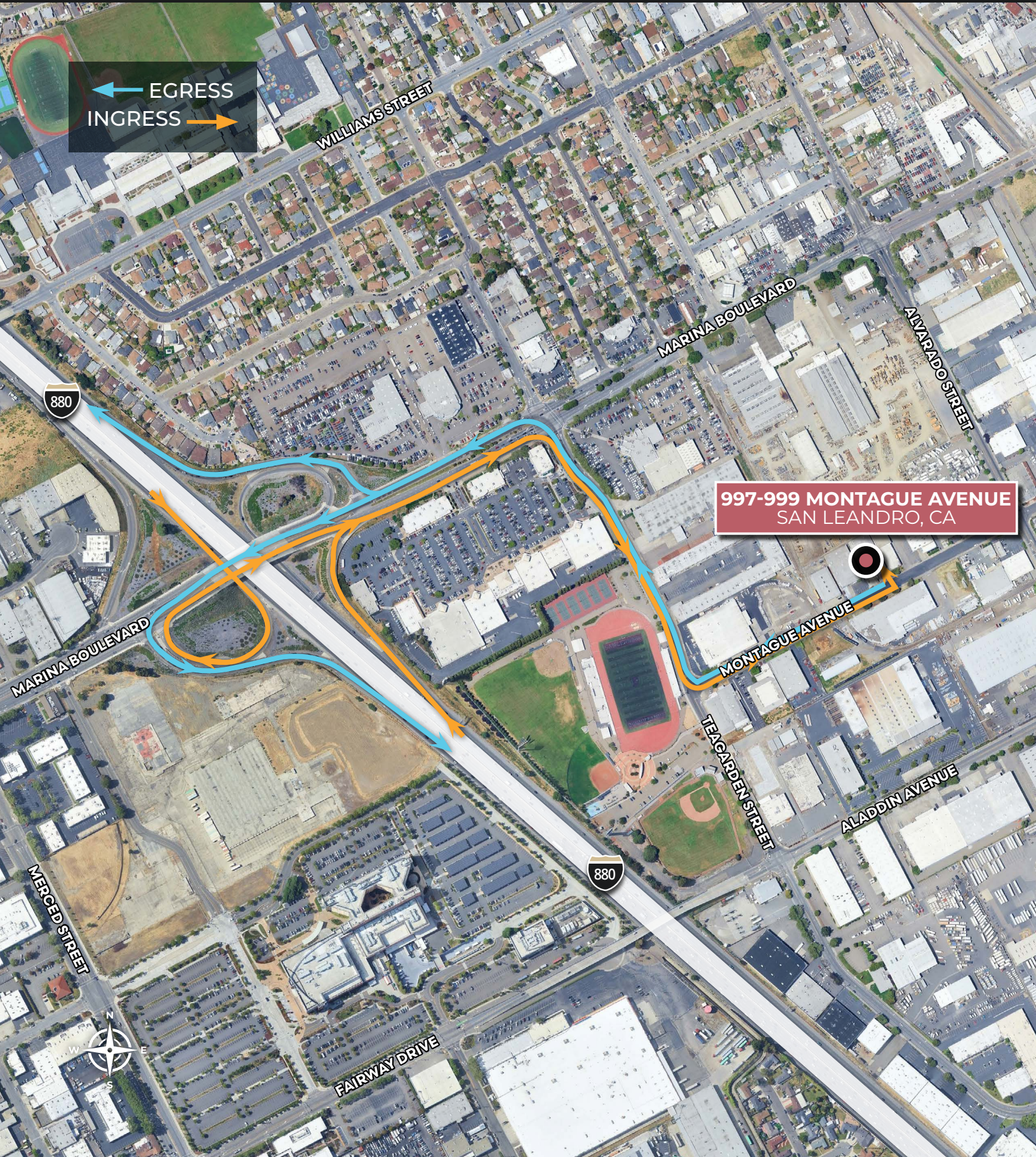
* Tenant to confirm



MONTAGUE AVENUE

Plans not to scale & subject to change

Access Map



997-999 MONTAGUE AVENUE
SAN LEANDRO, CA



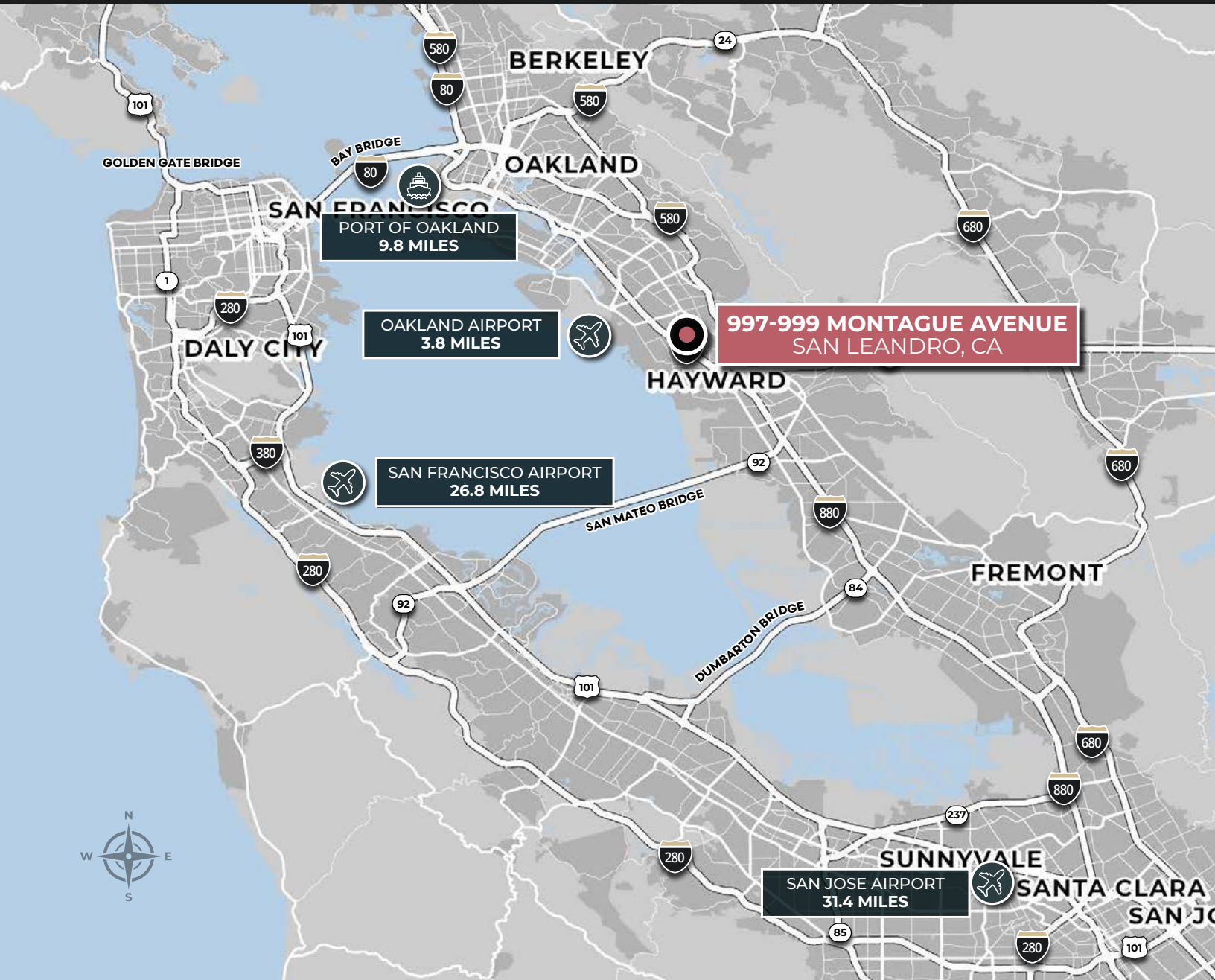
← EGRESS
INGRESS →

880

880



Regional Map



Sam Higgins, SIOR
+1 415 987 8798
sam.higgins@kbcadvisors.com
DRE License# 01329023

Collin Dougherty
+1 209 351 7340
collin.dougherty@kbcadvisors.com
DRE License# 02161435

© 2026 KBC ADVISORS This information has been obtained from sources believed to be reliable but has not been verified for accuracy or completeness, and KBC Advisors disclaims any guarantees, warranties or representations, express or implied, as to the completeness or accuracy as to the information contained herein. You should conduct a careful, independent investigation of the property and verify all information. Any reliance on this information is solely at your own risk. The KBC ADVISORS logo is a service mark of KBC ADVISORS. All other marks displayed on this document are the property of their respective owners. Photos herein are the property of their respective owners. Use of these images without the express written consent of the owners is prohibited.

