KQ# 2014104.10

KQ ARCHITECTS
JANUARY 29, 2016

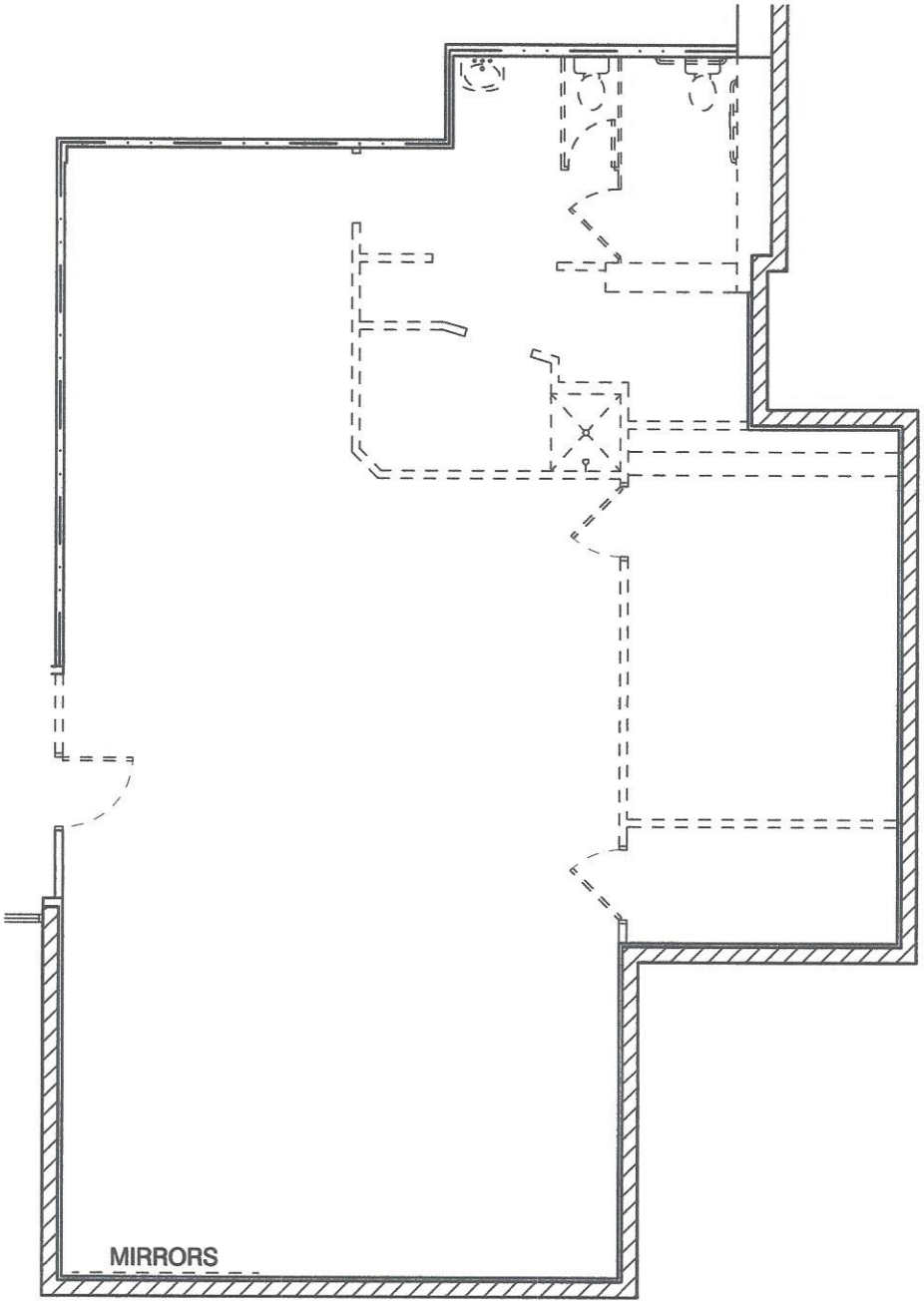

DEMOLITION PLAN

SCALE: 1/8" = 1'-0"

PRIMARY CARE MEDICAL SPEC-SUITE

BELL WEST AT 4344
4344 W BELL ROAD, SUITE 110
GLENDALE, ARIZONA

KQ# 2014104.10

KQ ARCHITECTS
JANUARY 29, 2016

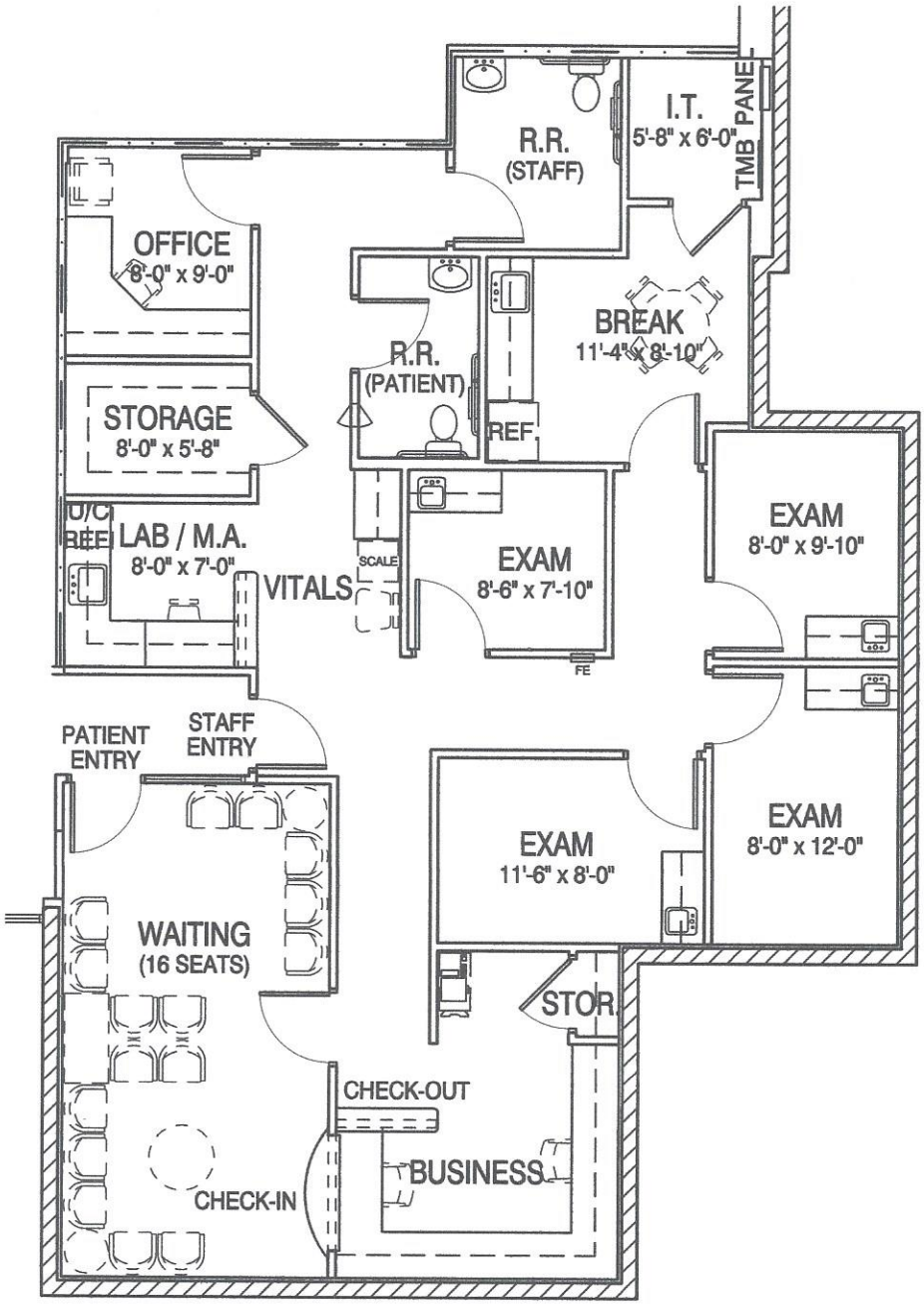

FLOOR PLAN

SCALE: 1/8" = 1'-0"

PRIMARY CARE
MEDICAL SPEC-SUITE

BELL WEST AT 4344
4344 W BELL ROAD, SUITE 110
GLENDALE, ARIZONA

KQ# 2014104.10

KQ ARCHITECTS
JANUARY 29, 2016

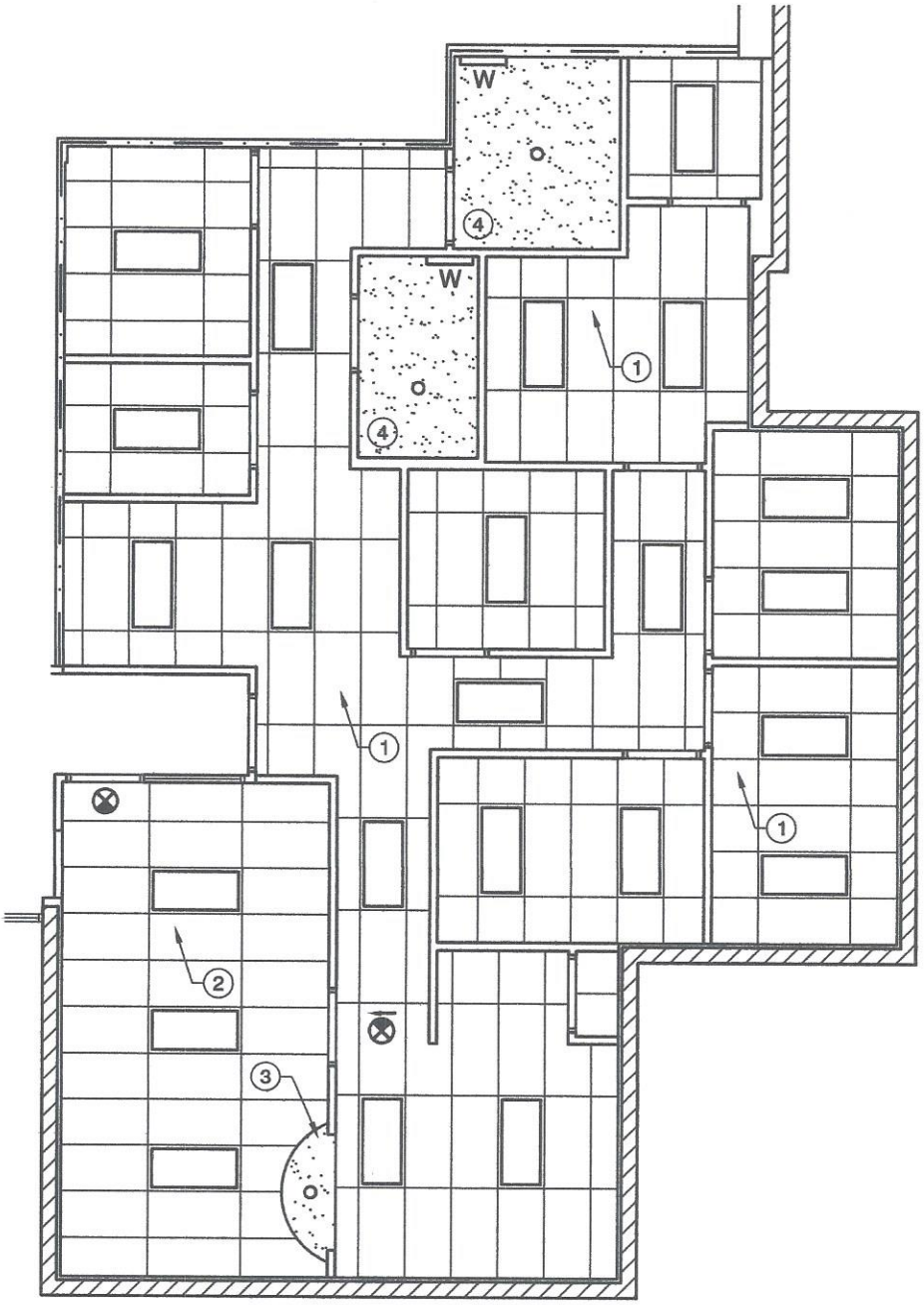

CEILING PLAN LEGEND / NOTES

LEGEND:

- 2X4 FLUORESCENT LIGHT FIXTURE
- RECESSED DOWNLIGHT FIXTURE
- W — WALL-MOUNTED FLUORESCENT LIGHT FIXTURE - CENTER ABOVE LAVATORY
- CEILING-MOUNTED EXIT SIGN PER BUILDING STANDARD

KEYNOTES:

1. 2'x4' SUSPENDED METAL GRID WITH ACOUSTICAL LAY-IN PANELS (TEGULAR, FINE TEXTURE BY ARMSTRONG OR EQUAL) AT 9'-0" A.F.F. - TYP. UNLESS NOTED OTHERWISE.
2. 2'x4' SUSPENDED METAL GRID WITH ACOUSTICAL LAY-IN PANELS (TEGULAR, FINE TEXTURE BY ARMSTRONG OR EQUAL) AT 10'-0" A.F.F.
3. GYPSUM BOARD SOFFIT AT 8'-6" A.F.F.
4. GYPSUM BOARD CEILING AT 8'-0" A.F.F.

GENERAL NOTES:
ALL LIGHT FIXTURES AND CEILING GRID / PANELS ARE NEW.

THESE COMPUTER DRAWINGS REPRESENT THE PREVIOUSLY APPROVED SPACE PLAN. ANY TENANT REVISIONS TO THE PLAN LAYOUT MAY INCUR ADDITIONAL COSTS. THE TENANT IS TO REVIEW THIS LIGHTING PLAN AND NOTIFY US OF COMMENTS / QUESTIONS. IF APPROVED, PLEASE SIGN, DATE AND FAX BACK TO US BEFORE WE CAN PROCEED WITH THE CONSTRUCTION DRAWINGS.

TENANT / OWNER APPROVAL:

W. Barry Shemer 2/1/16
SIGNATURE DATE

CEILING PLAN

SCALE: 1/8" = 1'-0"

PRIMARY CARE MEDICAL SPEC-SUITE

BELL WEST AT 4344
4344 W BELL ROAD, SUITE 110
GLENDALE, ARIZONA

KQ# 2014104.10

KQ ARCHITECTS
JANUARY 29, 2016

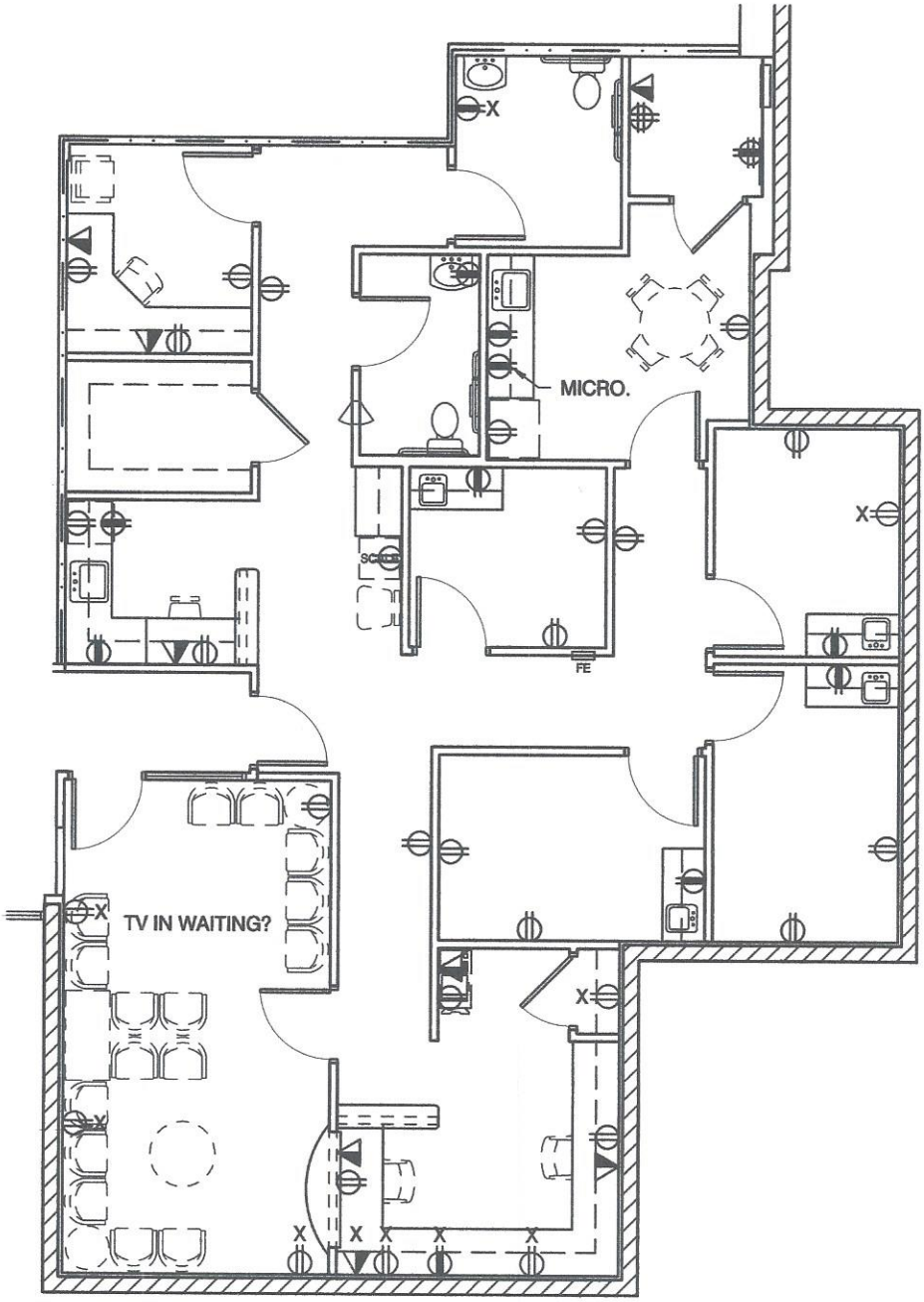

POWER PLAN LEGEND / NOTES

LEGEND:

NEW DUPLEX RECEPTACLE AT 15" / 42" U.N.O.

NEW FOUR-PLEX RECEPTACLE AT 15" / 42" U.N.O.

NEW PHONE / DATA LOCATION

GENERAL NOTES:
'X' INDICATES EXISTING ELECTRICAL RECEPTACLE TO REMAIN.

PHONE AND DATA LOCATIONS TO BE BOX AND CONDUIT ONLY; WIRING PROVIDED BY OTHERS.

FINISHES TO BE SELECTED BY TENANT.

THESE COMPUTER DRAWINGS REPRESENT THE PREVIOUSLY APPROVED SPACE PLAN. ANY TENANT REVISIONS TO THE PLAN LAYOUT MAY INCUR ADDITIONAL COSTS. THE TENANT IS TO REVIEW THIS DRAWING AND NOTIFY US OF COMMENTS / QUESTIONS. IF APPROVED, PLEASE SIGN, DATE AND FAX BACK TO US BEFORE WE CAN PROCEED WITH THE CONSTRUCTION DRAWINGS.

TENANT / OWNER APPROVAL:

W Barry Sherman 2/1/16
SIGNATURE DATE

POWER PLAN

SCALE: 1/8" = 1'-0"

PRIMARY CARE MEDICAL SPEC-SUITE

BELL WEST AT 4344
4344 W BELL ROAD, SUITE 110
GLENDALE, ARIZONA