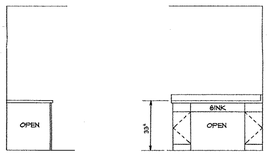

CABINET ELEVATIONS

WOMEN #202

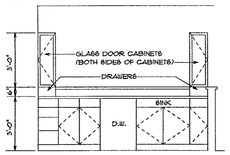

CABINET ELEVATION

SNACK AREA #209

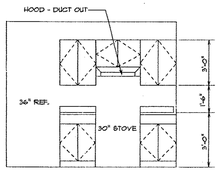

CABINET ELEVATION

SNACK AREA #209

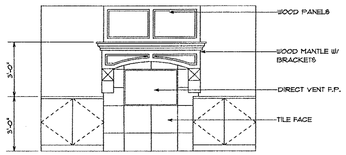

CABINET ELEVATION

2 PERSON MASSAGE #212

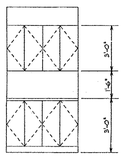

CABINET ELEVATION

PEDICURE #215

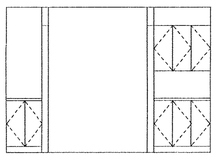

CABINET ELEVATIONS

PEDICURE #220



CABINET ELEVATION

FACIAL #221

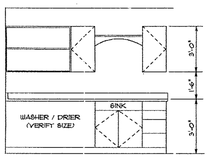

CABINET ELEVATION

BREAK ROOM #222

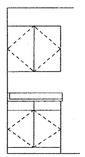

CABINET ELEVATION

BREAK ROOM #222

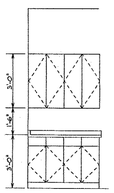

CABINET ELEVATION

MESSAGE #202, WAXING #204 & PEDICURE #208

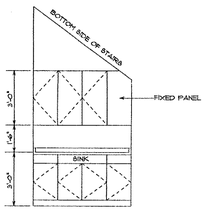

CABINET ELEVATION

#11

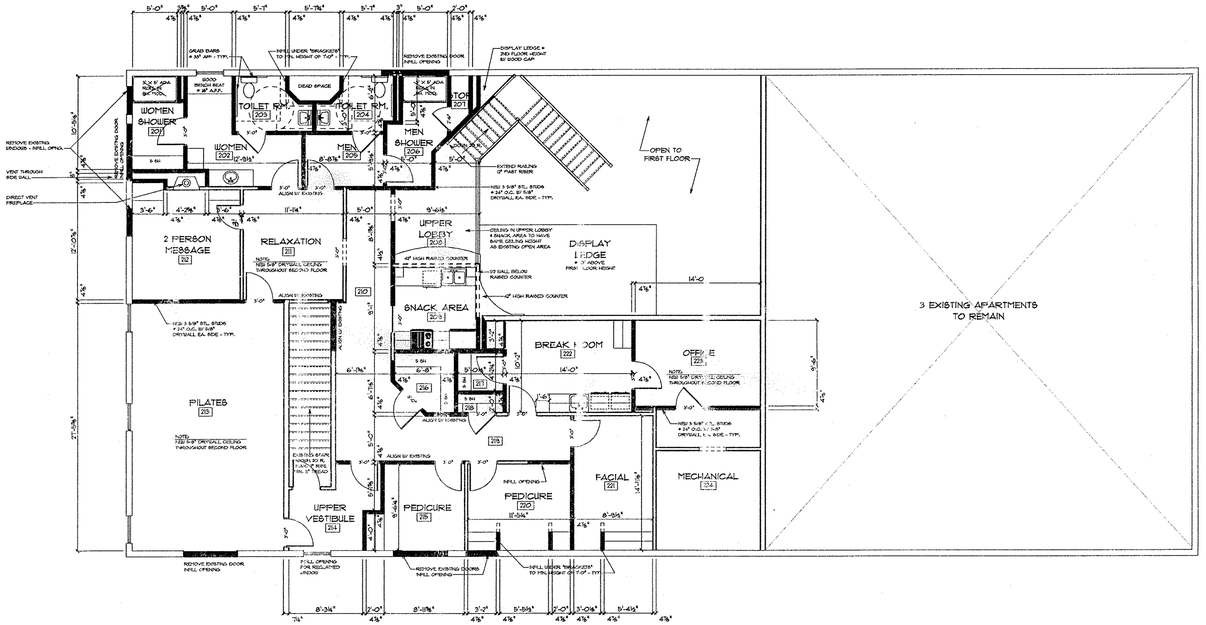

SECOND FLOOR PLAN

1/8" = 1'-0"

NOTES:

NEW WALLS ARE SHOWN HATCHED. USE 3 5/8" STEEL STUDS @ 24" O.C. W/ 5/8" DRYWALL EA. SIDE
PROVIDE SOUND BATT INSULATION (NEW CONSTRUCTION)
• TOILET ROOMS, TREATMENT ROOMS, OFFICE & DISPENSARY

DIMENSIONS MAY VARY DUE TO EXISTING CONDITIONS

REPAIR / ADJUST / REPLACE ANY DROPPED CEILINGS DUE TO CONSTRUCTION. MATCH EXISTING MATERIALS.

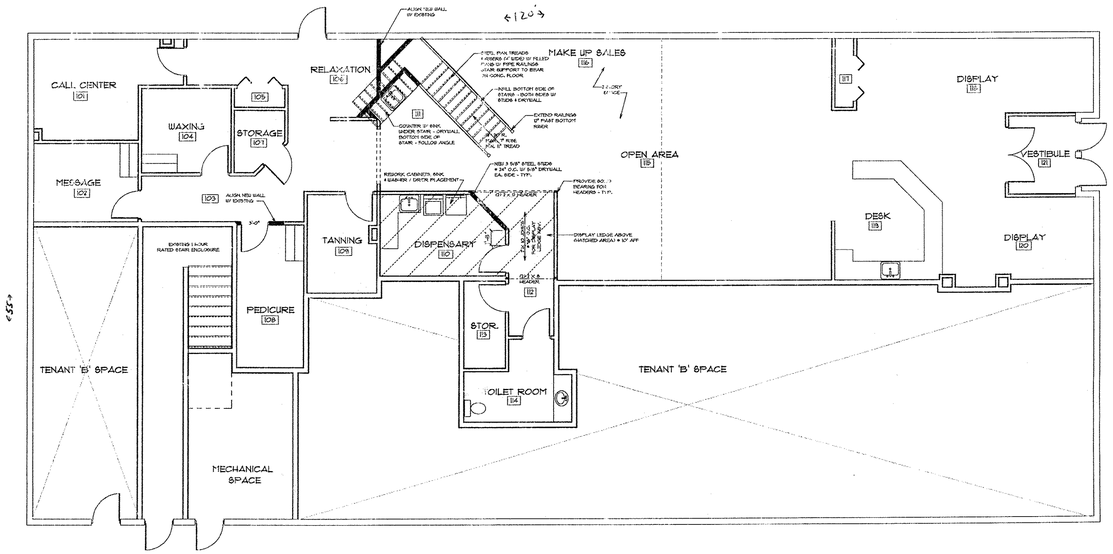

FIRST FLOOR PLAN

1/8" = 1'-0"

INDEX

A1 PLANS

A2 DEMOLITION PLANS

a paige of designs, inc.
W251 S5047 CARTWRIGHT CIR.
WAUKESHA, WI 53189
(262) 650-8556 fax (262) 650-7756

ENVE SALON & DAY SPA

29000 EVERGREEN DR. ROCHESTER, WI

IT IS THE INTENT OF THESE DRAWINGS TO PRODUCE A COMPLETE SET OF CONSTRUCTION DOCUMENTS. IT SHALL BE EACH CONTRACTORS RESPONSIBILITY TO VISIT THE SITE AND FULLY ACQUAINT HIMSELVES WITH ALL DETAILS AND GET ANY QUESTIONS ANSWERED PRIOR TO CONST. THIS PROJECT SHALL BE AN ACCESSIBLE, ADA BUILDING USE APPROVED HARDWARE, EQUIPMENT AND MOUNTING HEIGHTS. CONTRACTORS SHALL BE RESPONSIBLE FOR ALL SHEETS IN THE CONSTRUCTION DOCUMENTS, WHETHER OR NOT LISTED. EACH CONTRACTOR SHALL PROVIDE THE NECESSARY CONSTRUCTION PRACTICES, METHODS AND MATERIALS TO PROVIDE A COMPLETE JOB.

Revisions

PLAN

Date: 4-27-06

Sheet: A1