



AVAILABLE
Total Combined Size
±7,135 SF – Contiguous
±1,150 SF | ±1,150 SF | ±4,925 SF

AVAILABLE
1,820 SF

AVAILABLE
Total Combined Size
±5,390 SF – CAN BE DEMISED
±3,890 SF & ±1,500 SF

Potential PAD
for Drive Thru
with Patio

RETAIL PROPERTY FOR LEASE

PARK LEE SHOPPING CENTER

1615 W Camelback Rd Phoenix, AZ 85015

JASON FESSINGER
602.368.1090
jfessinger@w-retail.com

MEGAN ADAMIC
440.867.6440
madamic@w-retail.com

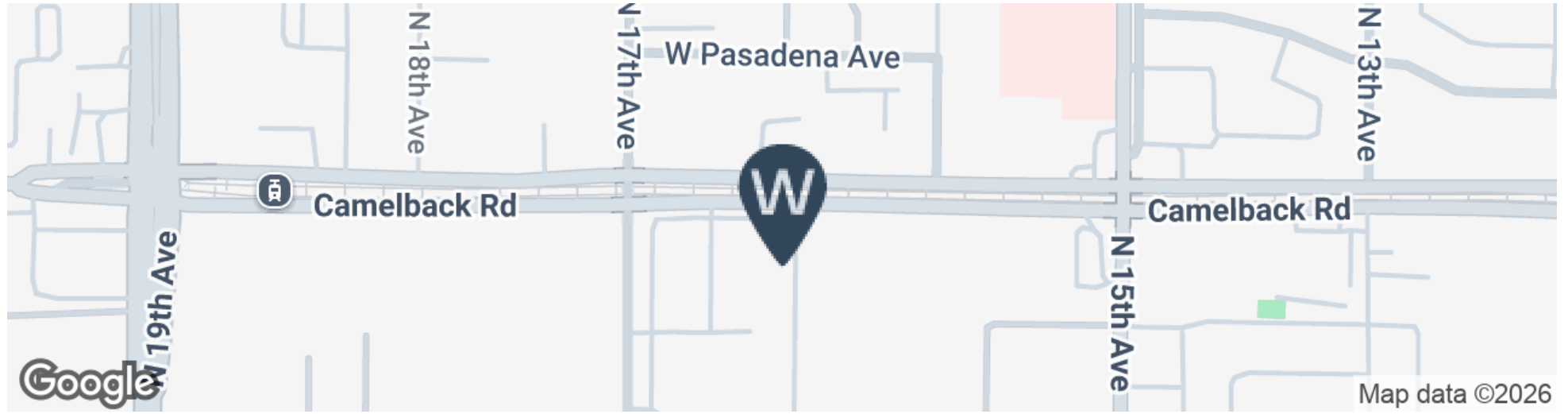
JUSTIN DIBIASE
480.828.7701
jdibiase@w-retail.com

JULIE GREEN
602.710.1786
jgreen@w-retail.com

WESTERN RETAIL ADVISORS
2555 E Camelback Rd, Suite 200
Phoenix, AZ 85016
602.778.3747 | w-retail.com

PARK LEE SHOPPING CENTER

1615 W Camelback Rd Phoenix, AZ 85015



LOCATION DESCRIPTION

SEC Camelback Rd & 17th Ave

PROPERTY HIGHLIGHTS

- CONTIGUOUS SPACES AVAILABLE +/-1,105 SF, 1,105 & 4,925 SF COMBINED TOTALING +/-7,135 SF
- ADDITIONAL SPACES AVAILABLE FROM +/-1,500 SF
- POTENTIAL PAD FOR DRIVE THRU WITH PATIO
- High Visibility with nearly 44,000 ADT along Camelback Rd
- Ample Parking

AREA CO-TENANTS



The information contained within this brochure has been obtained from sources other than Western Retail Advisors, LLC. Western Retail Advisors have not verified such information and make no guarantee, warranty, or representation about such information. It is your responsibility to independently confirm its accuracy and completeness. Any dimensions, specifications, floor plans, and information may not be accurate and should be verified by you prior to the lease or purchase of the property.

PARK LEE SHOPPING CENTER

1615 W Camelback Rd Phoenix, AZ 85015



The information contained within this brochure has been obtained from sources other than Western Retail Advisors, LLC. Western Retail Advisors have not verified such information and make no guarantee, warranty, or representation about such information. It is your responsibility to independently confirm its accuracy and completeness. Any dimensions, specifications, floor plans, and information may not be accurate and should be verified by you prior to the lease or purchase of the property.

PARK LEE SHOPPING CENTER

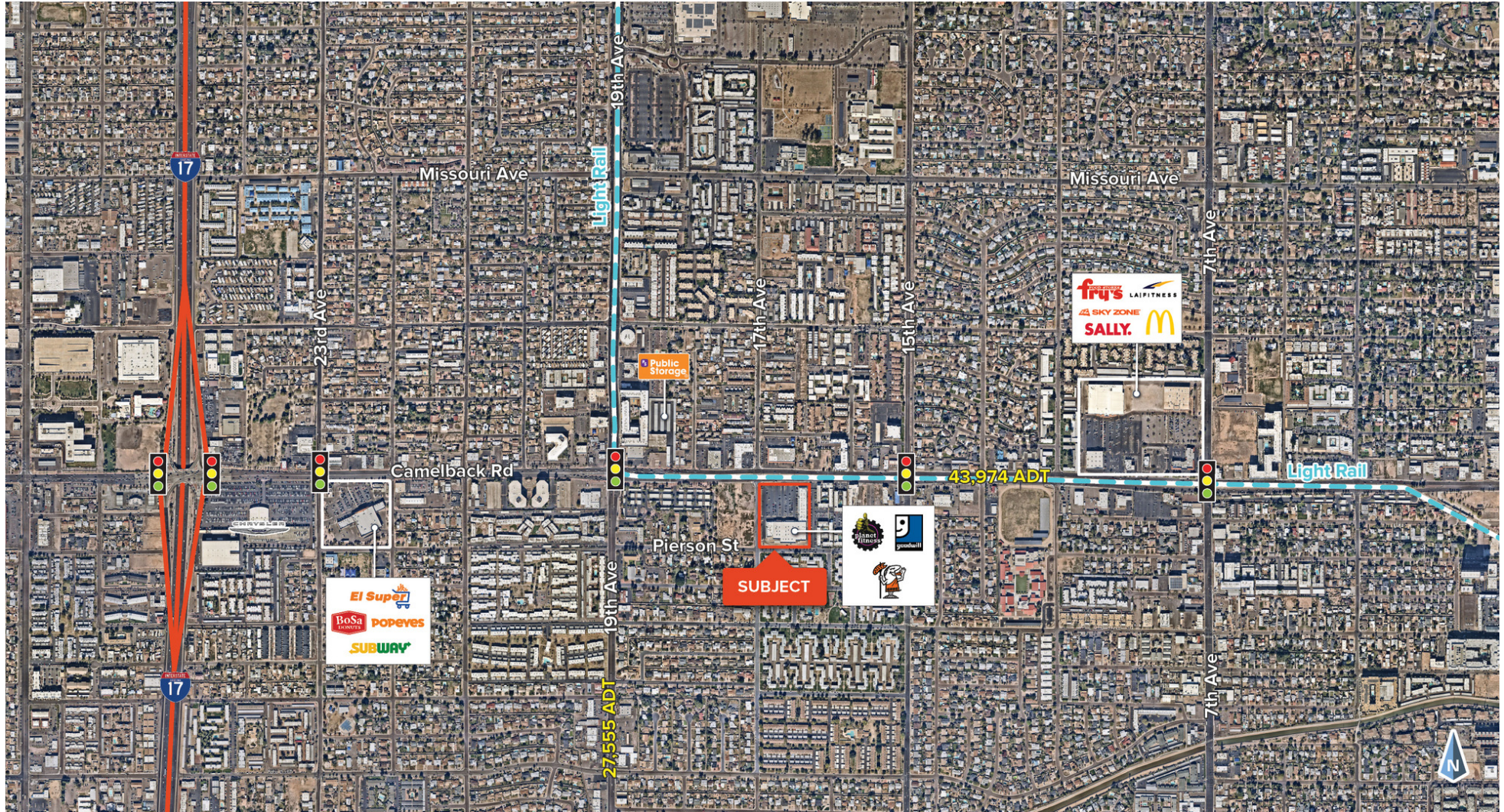
1615 W Camelback Rd Phoenix, AZ 85015



The information contained within this brochure has been obtained from sources other than Western Retail Advisors, LLC. Western Retail Advisors have not verified such information and make no guarantee, warranty, or representation about such information. It is your responsibility to independently confirm its accuracy and completeness. Any dimensions, specifications, floor plans, and information may not be accurate and should be verified by you prior to the lease or purchase of the property.

PARK LEE SHOPPING CENTER

1615 W Camelback Rd Phoenix, AZ 85015



The information contained within this brochure has been obtained from sources other than Western Retail Advisors, LLC. Western Retail Advisors have not verified such information and make no guarantee, warranty, or representation about such information. It is your responsibility to independently confirm its accuracy and completeness. Any dimensions, specifications, floor plans, and information may not be accurate and should be verified by you prior to the lease or purchase of the property.

PARK LEE SHOPPING CENTER

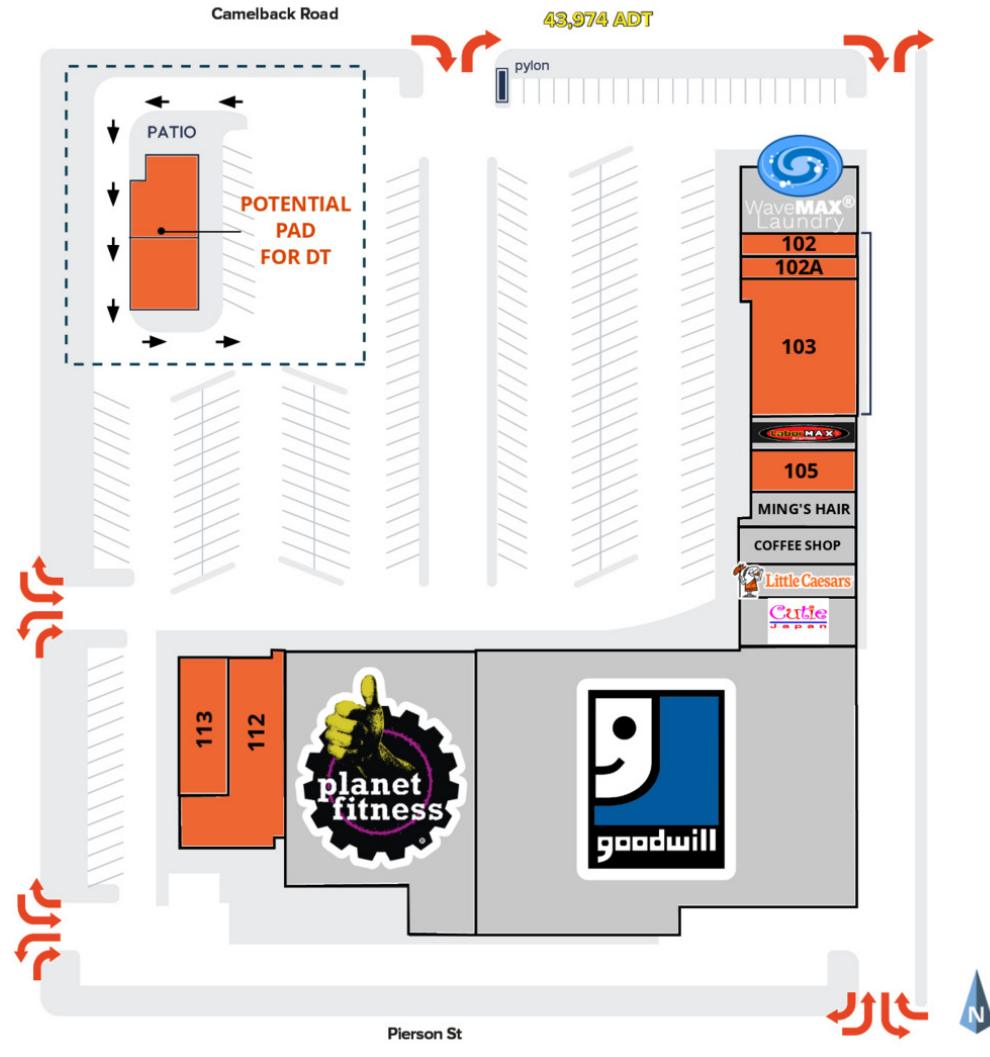
1615 W Camelback Rd Phoenix, AZ 85015



The information contained within this brochure has been obtained from sources other than Western Retail Advisors, LLC. Western Retail Advisors have not verified such information and make no guarantee, warranty, or representation about such information. It is your responsibility to independently confirm its accuracy and completeness. Any dimensions, specifications, floor plans, and information may not be accurate and should be verified by you prior to the lease or purchase of the property.

PARK LEE SHOPPING CENTER

1615 W Camelback Rd Phoenix, AZ 85015



LEGEND

Available

Unavailable

The information contained within this brochure has been obtained from sources other than Western Retail Advisors, LLC. Western Retail Advisors have not verified such information and make no guarantee, warranty, or representation about such information. It is your responsibility to independently confirm its accuracy and completeness. Any dimensions, specifications, floor plans, and information may not be accurate and should be verified by you prior to the lease or purchase of the property.

PARK LEE SHOPPING CENTER

1615 W Camelback Rd Phoenix, AZ 85015

LEASE INFORMATION

| | | | |
|--------------|--------------|-------------|------------|
| Lease Type: | NNN | Lease Term: | Negotiable |
| Total Space: | 0 - 4,925 SF | Lease Rate: | Negotiable |

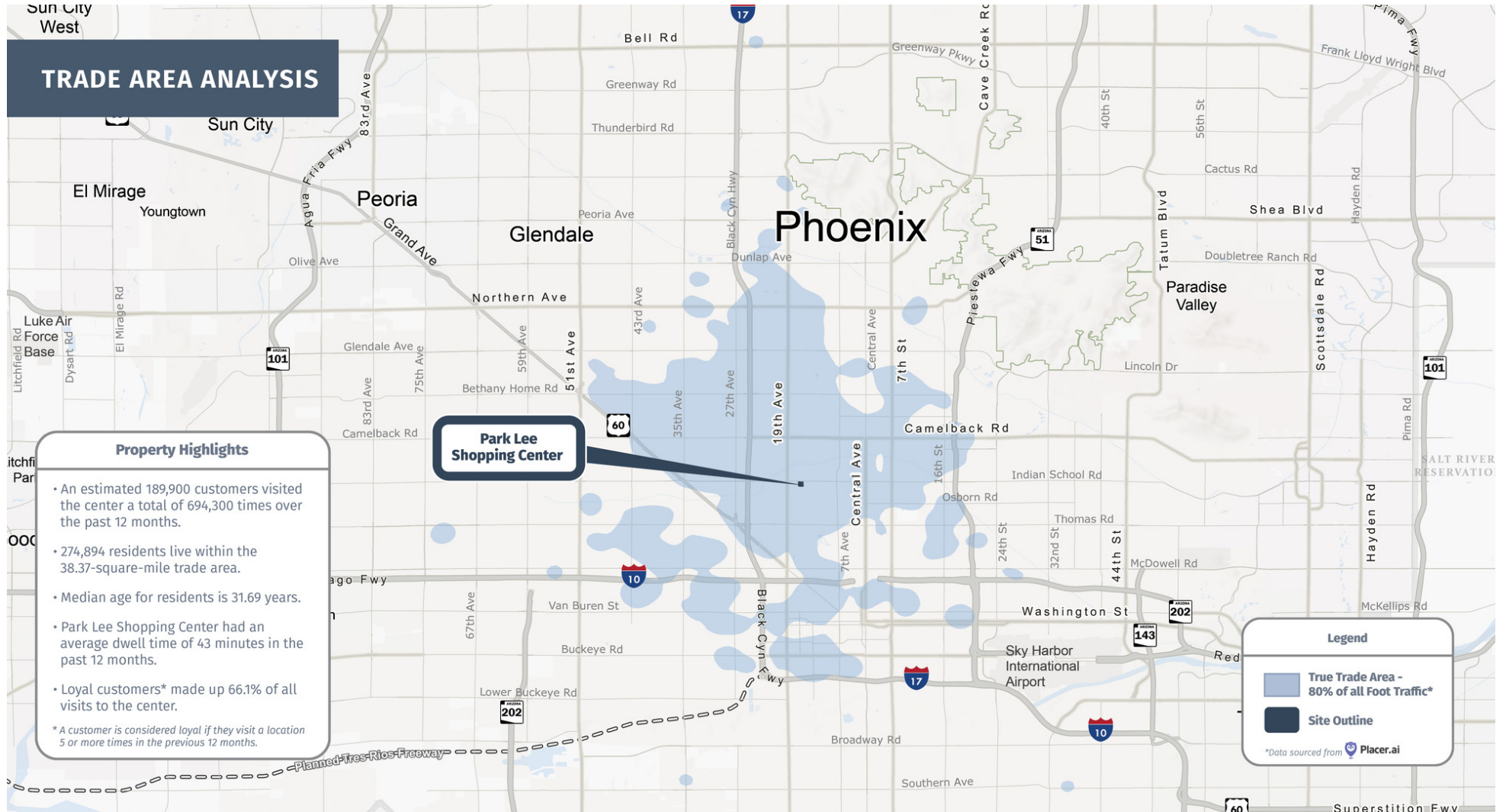
AVAILABLE SPACES

| SUITE | TENANT | SIZE | TYPE | RATE | DESCRIPTION |
|--|-------------------|-----------|------|---------------------|--|
| 101 | WAVEMAX | 2,600 SF | NNN | - | CONTIGUOUS |
| 102 | Available | 1,105 SF | NNN | CONTACT FOR PRICING | CONTIGUOUS |
| 102A | Available | 1,105 SF | NNN | CONTACT FOR PRICING | CONTIGUOUS |
| 103 | Available | 4,925 SF | NNN | CONTACT FOR PRICING | CONTIGUOUS |
| 104 | LABOR MAX | 1,575 SF | NNN | - | - |
| 105 | Available | 1,820 SF | NNN | CONTACT FOR PRICING | - |
| 106 | MING'S HAIR STORE | 1,560 SF | NNN | - | - |
| 107 | COFFEE SHOP | 1,300 SF | NNN | - | - |
| 108 | LITTLE CAESARS | 1,300 SF | NNN | - | - |
| 109 | CUTIE JAPAN | 2,210 SF | NNN | - | - |
| 110 | GOODWILL | 29,919 SF | NNN | - | - |
| 111 | PLANET FITNESS | 20,750 SF | NNN | - | - |
| 112 | Available | 3,890 SF | NNN | CONTACT FOR PRICING | TOTAL INCLUDING 1,500 SF IS +/-5,390 SF - CAN BE DEMISED |
| 113 | Available | 1,500 SF | NNN | CONTACT FOR PRICING | TOTAL INCLUDING 3,890 SF IS +/-5,390 SF - CAN BE DEMISED |
| POTENTIAL PAD FO DRIVE THRU WITH PATIO | Available | 0 SF | NNN | CONTACT FOR PRICING | - |

The information contained within this brochure has been obtained from sources other than Western Retail Advisors, LLC. Western Retail Advisors have not verified such information and make no guarantee, warranty, or representation about such information. It is your responsibility to independently confirm its accuracy and completeness. Any dimensions, specifications, floor plans, and information may not be accurate and should be verified by you prior to the lease or purchase of the property.

PARK LEE SHOPPING CENTER

1615 W Camelback Rd Phoenix, AZ 85015



The information contained within this brochure has been obtained from sources other than Western Retail Advisors, LLC. Western Retail Advisors have not verified such information and make no guarantee, warranty, or representation about such information. It is your responsibility to independently confirm its accuracy and completeness. Any dimensions, specifications, floor plans, and information may not be accurate and should be verified by you prior to the lease or purchase of the property.

PARK LEE SHOPPING CENTER

1615 W Camelback Rd Phoenix, AZ 85015



POPULATION

| | 1 MILE | 3 MILES | 5 MILES |
|------------|--------|---------|---------|
| Area Total | 26,004 | 192,126 | 488,986 |
| Median Age | 34.3 | 33.8 | 34.1 |



HOUSEHOLD INCOME

| | 1 MILE | 3 MILES | 5 MILES |
|---------|----------|-----------|-----------|
| Median | \$57,820 | \$66,942 | \$67,046 |
| Average | \$87,092 | \$101,926 | \$100,939 |



DAYTIME WORKFORCE

| | 1 MILE | 3 MILES | 5 MILES |
|--------------------|--------|---------|---------|
| Total Businesses | 838 | 8,092 | 21,208 |
| Employees | 8,791 | 112,695 | 326,029 |
| Daytime Population | 11,448 | 138,204 | 391,525 |



EDUCATION

| | 1 MILE | 3 MILES | 5 MILES |
|-------------------------|--------|---------|---------|
| Percentage with Degrees | 39% | 42.1% | 38.4% |



EMPLOYMENT

| | 1 MILE | 3 MILES | 5 MILES |
|--------------|--------|---------|---------|
| White Collar | 56.6% | 58.2% | 55.4% |
| Services | 19.6% | 19.2% | 19.7% |
| Blue Collar | 23.8% | 22.6% | 24.9% |



HOUSEHOLD STATISTICS

| | 1 MILE | 3 MILES | 5 MILES |
|-------------------|-----------|-----------|-----------|
| Households | 10,780 | 76,896 | 191,088 |
| Median Home Value | \$426,634 | \$454,354 | \$424,786 |

* 2025 Demographic data derived from ESRI

The information contained within this brochure has been obtained from sources other than Western Retail Advisors, LLC. Western Retail Advisors have not verified such information and make no guarantee, warranty, or representation about such information. It is your responsibility to independently confirm its accuracy and completeness. Any dimensions, specifications, floor plans, and information may not be accurate and should be verified by you prior to the lease or purchase of the property.