

Glades Logistics Park



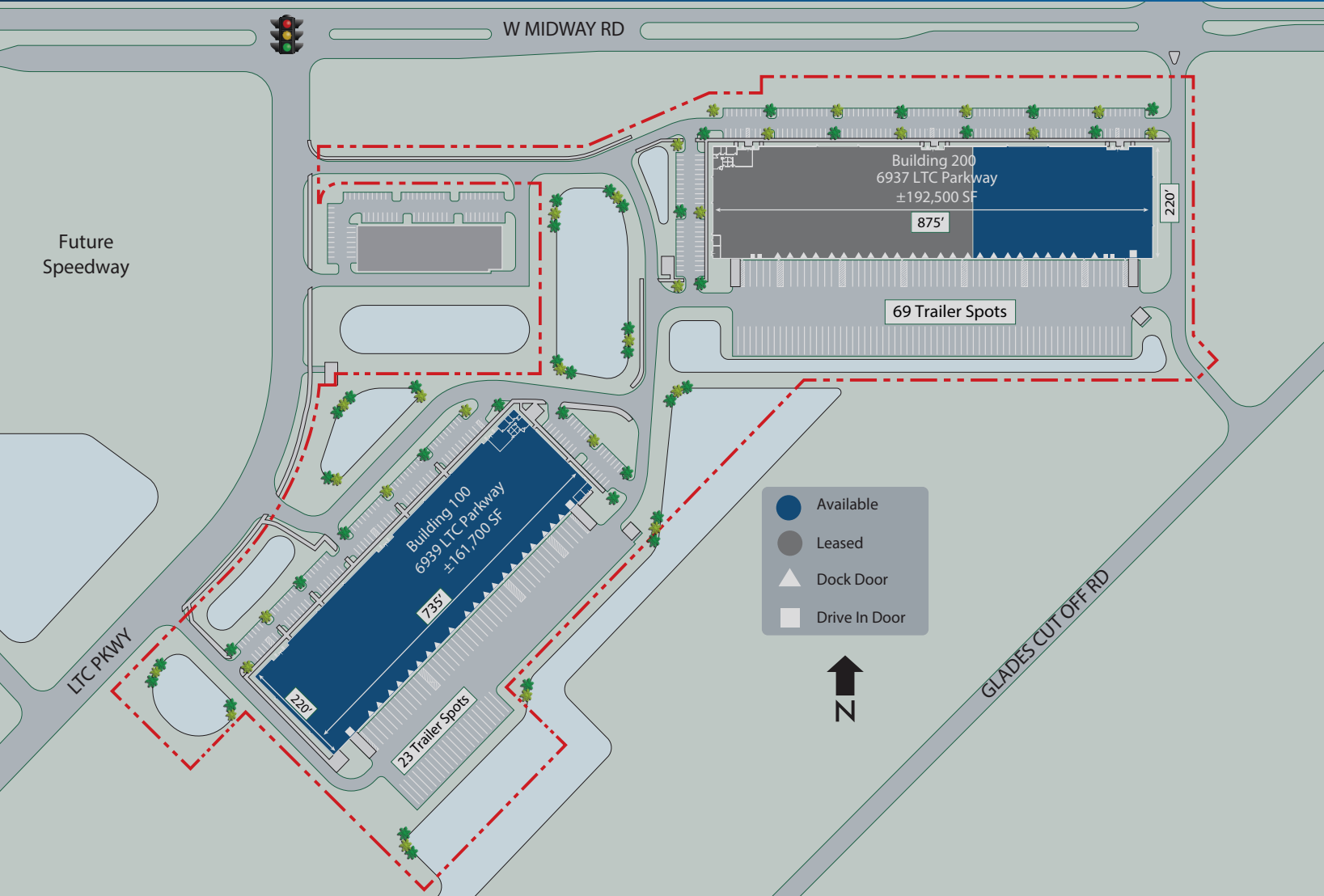
For Sale or Lease - All or Part

Spaces Available From $\pm 33,330$ SF to $\pm 281,710$ SF



6937-6939 LTC Parkway
Port St. Lucie, FL 34981

Buildings Can Be Sold Off or Leased Separately



ADDRESS

6937-6939 LTC Parkway
Port St. Lucie, FL 34981

±2,900 SF

Existing Office Each Building

32.72 ACRES

Lot Acres

36'

Clear Height

60'

Speed Bays

140'

Non-Shared Truck Court

Existing LED Motion Sensors

Lighting

ESFR

Fire Suppression

I-U

Zoning

R-10

Insulation

54'-0" X 53'-4"

Column Spacing

4 Pit Levelers

Dock Packages Each Building

LOAD-BEARING, TILT-UP

Exterior Walls

7" REINFORCED

Slab

Building Specifications

Pricing -

Sale - From \$165.00 SF
Make Offer For All or Part

Lease - From \$9.50 PSF* NNN

*Subject to size, credit, term, TI, etc.

Building 100

Glades Logistics Park



6939 LTC Parkway

Total Area SF	161,700 SF
Office Space:	±2,900 SF Spec Office Already Constructed
Building Depth	220'
Loading Docks	39
Clear Height	36'
Speed Bays	60'
Column Spacing	54'-0" x 53'-4"
Drive-in Doors	2 (14' x 16')
Trailer Parking	39
Car Parking	144
Electrical	2,000 amps
Sprinklers	ESFR
Zoning	I-U
Exterior Walls	Load-Bearing, Tilt-Up
Slab	7" Reinforced

For Lease - \$9.50 PSF* NNN plus \$2.75 PSF Estimated CAM

*Subject to size, credit, term, TI, etc.

Spaces Available Immediately - From ±33,330 SF to ±161,700 SF

For Sale - \$165.00 SF - Make Offer For All or Part

Building 200

Glades Logistics Park



6937 LTC Parkway

Total Area SF	192,500 SF
Office Space:	±2,900 SF Spec Office Already Constructed
Building Depth	220'
Loading Docks	50
Clear Height	36'
Speed Bays	60'
Column Spacing	54'-0" x 53'-4"
Drive-in Doors	2 (14' x 16')
Trailer Parking	50
Car Parking	200
Electrical	2,000 amps
Sprinklers	ESFR
Zoning	I-U
Exterior Walls	Load-Bearing, Tilt-Up
Slab	7" Reinforced

For Lease - \$9.50 PSF* NNN plus \$2.75 PSF Estimated CAM

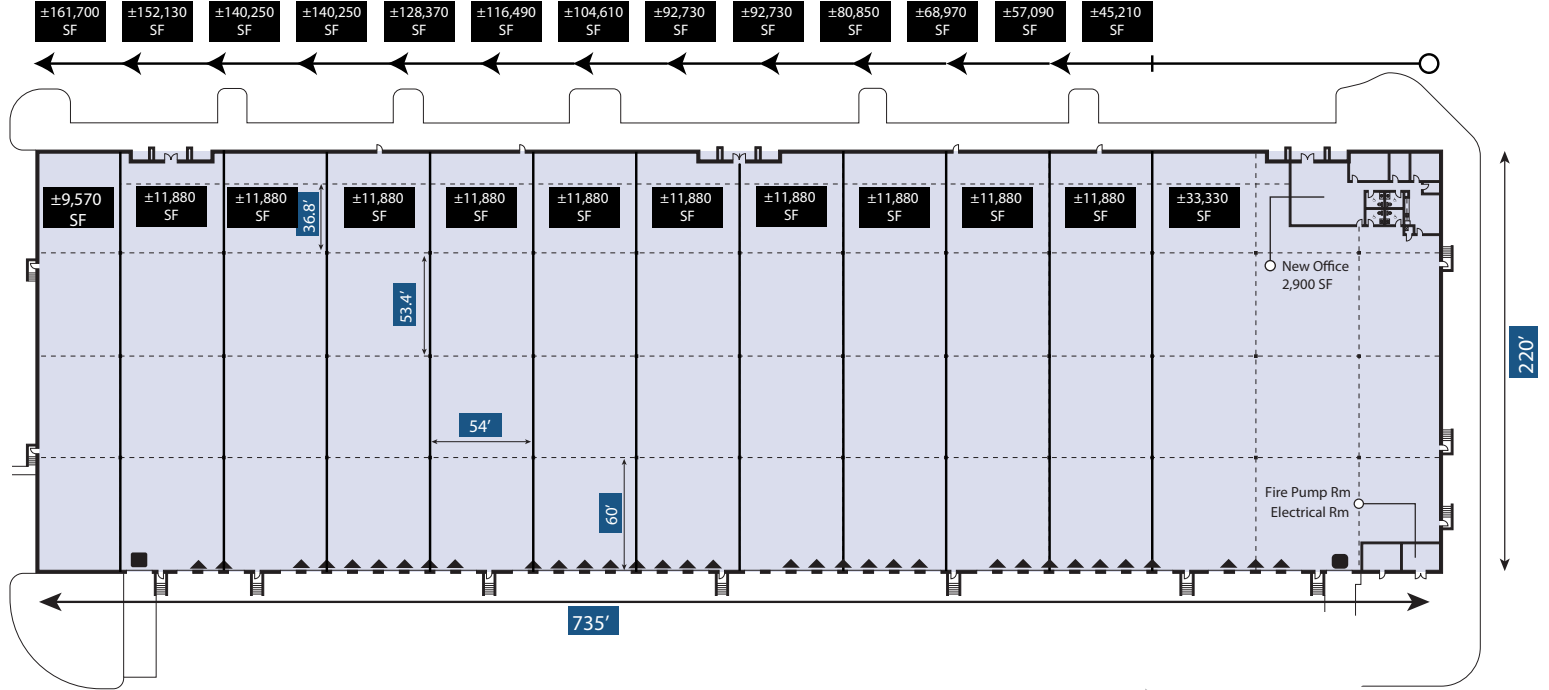
*Subject to size, credit, term, TI, etc.

Spaces Available Immediately - From ±13,090 SF to ±84,370 SF

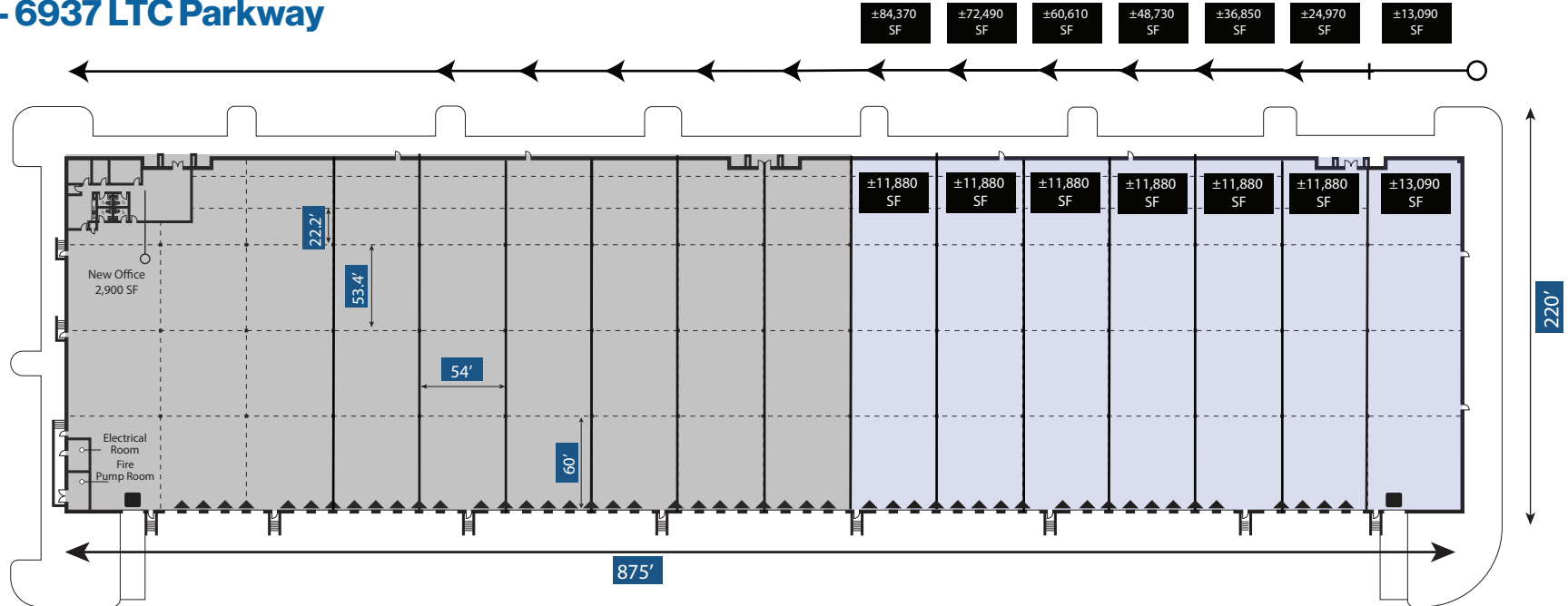
For Sale - \$165.00 SF - Make Offer For All or Part

Floor Plans

Building 100 - 6939 LTC Parkway



Building 200 - 6937 LTC Parkway

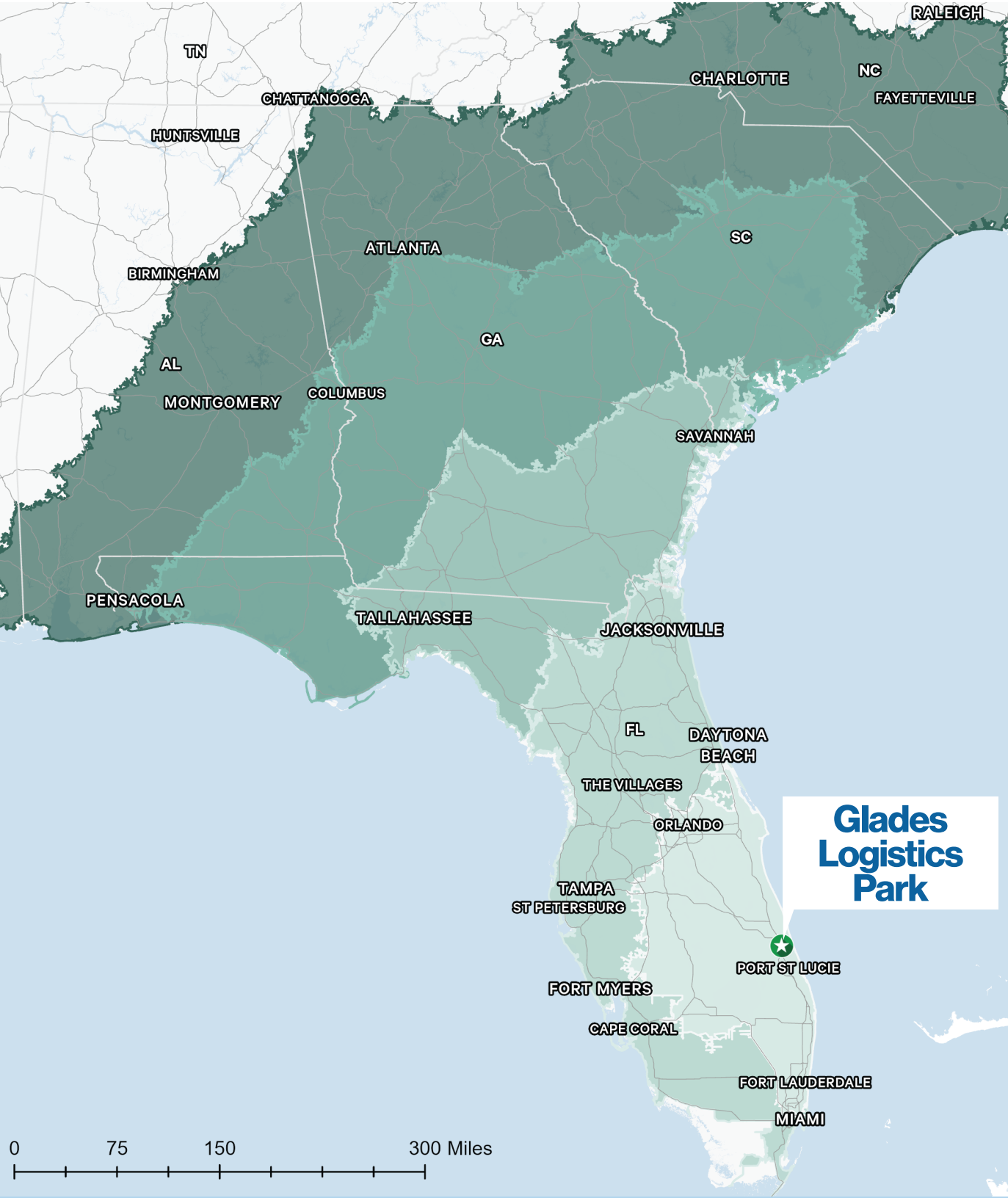


Aerial View

Glades Logistics Park

A Unique Opportunity
FOR DIRECT ACCESS TO I-95 AND
close proximity to Florida's Turnpike





GLADES LOGISTICS PARK

is located in the path of unprecedented population growth

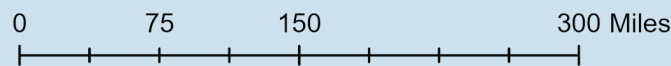
Centrally situated within 1 hour of Palm Beach County and under 2 hours to Orlando and Miami.

★ 6937-6939 LTC PARKWAY

Drive Time/Population

2 Hours	8,673,295 People
4 Hours	20,027,485 People
6 Hours	22,132,655 People
8 Hours	28,717,097 People
10 Hours	46,122,333 People

**Glades
Logistics
Park**





Glades Logistics Park

For Sale or Lease

Contact Us

ROBERT SMITH

Executive Vice President
+1 561 707 5558
robert.c.smith@cbre.com

KIRK NELSON

Executive Vice President
+1 561 716 9936
kirk.nelson@cbre.com

CBRE, INC.

Boca Raton, FL 33486
+1 561 394 2100
cbre.us/bocaraton

CBRE



© 2026 CBRE, Inc. All rights reserved. This information has been obtained from sources believed reliable but has not been verified for accuracy or completeness. CBRE, Inc. makes no guarantee, representation or warranty and accepts no responsibility or liability as to the accuracy, completeness, or reliability of the information contained herein. You should conduct a careful, independent investigation of the property and verify all information. Any reliance on this information is solely at your own risk. CBRE and the CBRE logo are service marks of CBRE, Inc. All other marks displayed on this document are the property of their respective owners, and the use of such marks does not imply any affiliation with or endorsement of CBRE. Photos herein are the property of their respective owners. Use of these images without the express written consent of the owner is prohibited.