



Space Profile for

Unit: #01

Area: 4200 sq ft

Address

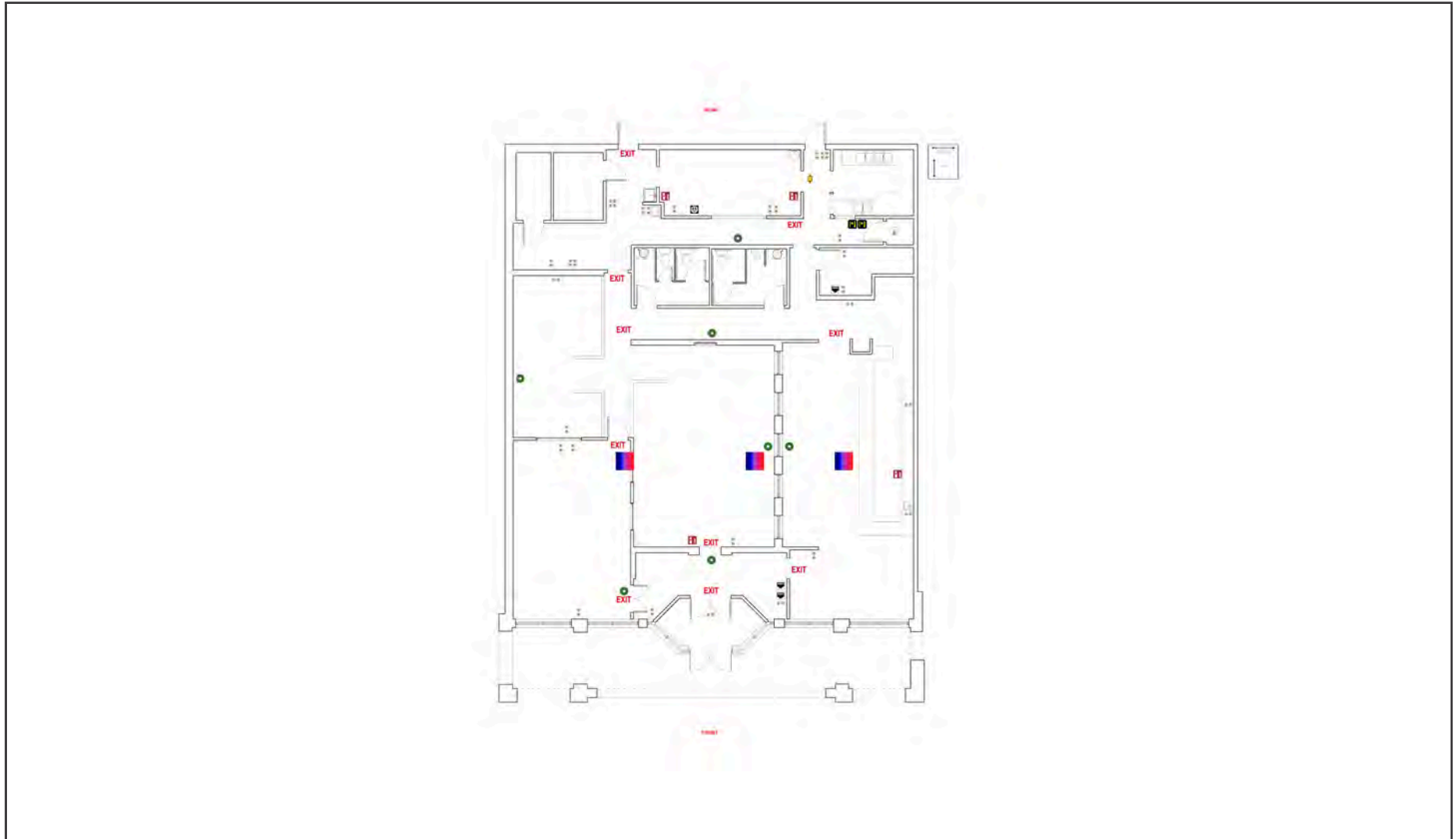
5015 Floyd Road SW., Suite 100

Mableton, GA 30126



















































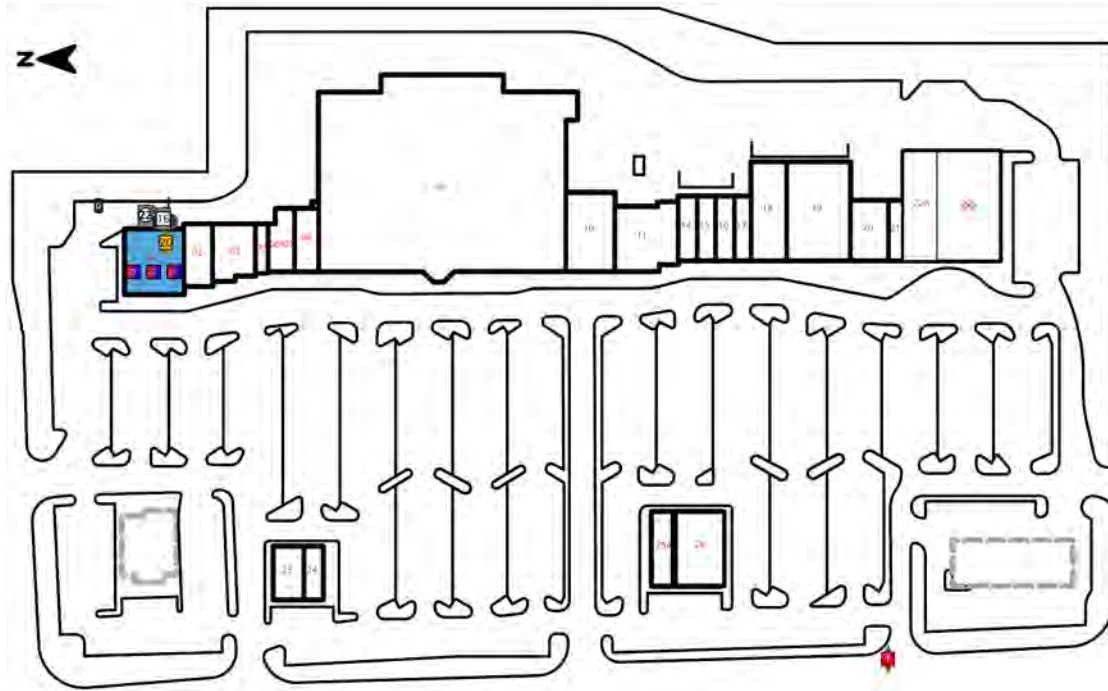
4300 West Cypress St., Suite 160

Tampa, FL, 33607



Legend

	Tenant Water Meter		Air Handler		Rectangular Column		Disconnect
	Sub Water Meter		HVAC Unit		Appliance Outlet		Freezer
	House Water Meter		Blank Air Handler		Outlet		Can Light
	Blank Water Meter		Blank HVAC Unit		Service Panel		Recessed Light
	Tenant Gas Meter		Vertical Fire Riser		Water Heater		Ceiling Fan w/ Light
	Sub Gas Meter		Horizontal Fire Riser		RJ45		Ceiling Fan
	House Gas Meter		Fire Sprinkler		Backflow Preventer		Diffuser
	Blank Gas Meter		Fire Alarm Pull		Water Fountain		Air Vent
	Tenant Electric Meter		Fire Alarm		Grease Trap		Emergency Light
	Sub Electric Meter		Fire Extinguisher		Step Down Transformer		4 Bulb Fluorescent
	House Electric Meter		Thermostat		Floor Drain		2 Bulb Fluorescent
	Blank Electric Meter		Fire Alarm Control Panel		Tankless Water Heater		1 Bulb Fluorescent



Space Overview

Overview	Actual Square Footage	Measured Depth of Space
	4200 SQFT	75' 0"

Thickness	Front Wall	Rear Wall	Left Wall	Right Wall
	1' 3"	0' 10"	1' 2"	0' 7"

Flooring	Concrete	Carpet	Tile	Other	Unit	Total
	15.33 SQFT		1486.15 SQFT	2334.09 SQFT	4200 SQFT	3835.57 SQFT

Ceiling Information	Height From Floor To Ceiling	Height From Floor To Bottom Of Deck	Height From Floor To Bottom Of Joist
	Front: 10' 0" Back: 10' 0" Center: 10' 0"	Front: 16' 0" Back: 15' 1" Center: 15' 7"	Front: 14' 7" Back: 13' 6" Center: 14' 4"

Ceiling Information Cont.	Clear Ceiling Height
	9' 8"

Other Cont.	Changes In Demising Wall Thickness
	No

Mechanical

HVAC	Reference	Manufacturer	Model	Serial	Tonnage	Year	Notes
	1	TRANE	YSC072H3ELA04	202312391L	6	2020	
	2	YORK	LABEL FADED	LABEL FADED			
	3	YORK	LABEL FADED	LABEL FADED			

Not Present	Assets Not Present
	Air Handler

Electric

Disconnect	Reference	Amps	Location	UL Number	Manufacturer	Handle or Breaker	Notes
	1	200	Rear Exterior	Not Listed	Inaccessible	Handle	

Electric Meter	Reference	Meter #	Location	Amps	Notes
	1	9523406	Rear Exterior		

Not Present	Assets Not Present
	Step-Down Transformer

Service Panel	Reference	Amps	Service Type	Panel Type	Panel UL Number	Manufacturer	Location	Number of Circuit Breakers	Notes
	1	0	Not Listed	Not Listed	Not Listed	Eaton	Hallway		
	2	200	120/240	Indoor Load Center	B-9795	Siemens	Hallway		

IDPlans does not provide an Ampacity Report

Plumbing

House Water Meter	Reference	Meter #	Location	Meter Size	Notes
	1		06103108 / 06103414	Front Exterior	8 inch

Not Present	Assets Not Present
	Water Fountains
	Backflows

Sub Water Meter	Reference	Meter #	Location	Meter Size	Line Size	Notes
	1		0013107144	Ceiling	1 inch	

Water Heater	Reference	Manufacturer	Model	Serial	Gallons	Tank	Water Line (in)	Location	Notes
	1	RUUD	G75-75N -3	0402133293	75	Tank	1/2"	Closet	

Waste

Grease Container	Company	Size	Notes
	CLEAN ENERGY BIOFUELS		

In-ground Grease Trap Cover	Diameter	Notes
	24	
24		

Fire

Fire Extinguisher	Number of Fire Extinguishers	Notes
	4	

Not Present	Assets Not Present
	Fire Alarm Control Panel

Sprinkler Heads	Sprinkler Heads Present	Riser Located in Space	Additional Information
	49	No	

Gas

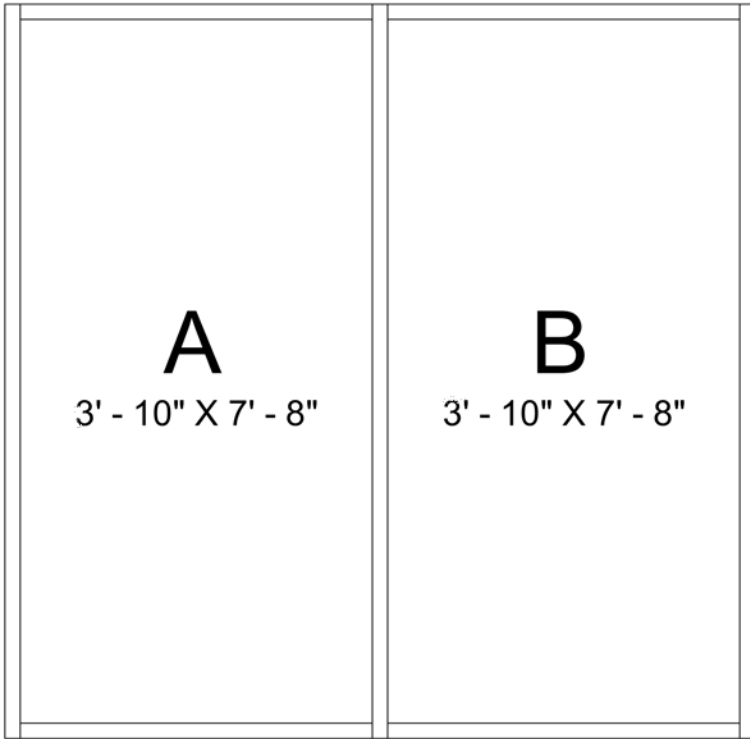
Gas Meter	Reference	Meter #	Location	Size	Notes
	1	154870L	Rear Exterior	1 1/2 inch	The utility company would not confirm the name on the account.

Room

Restroom	Unit	Description
	Restroom 2	
	Restroom 1	

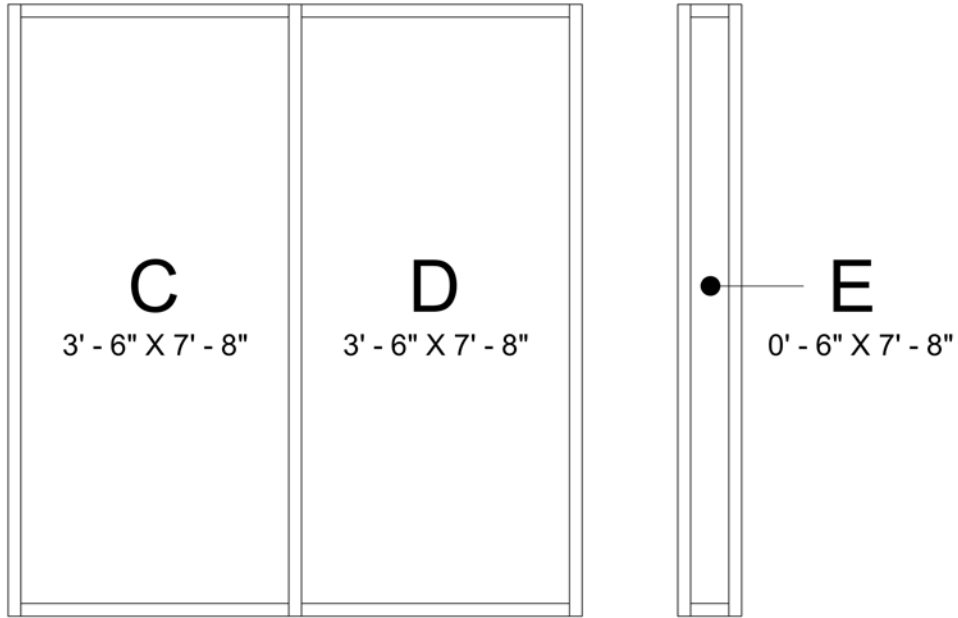
Window Plan 1





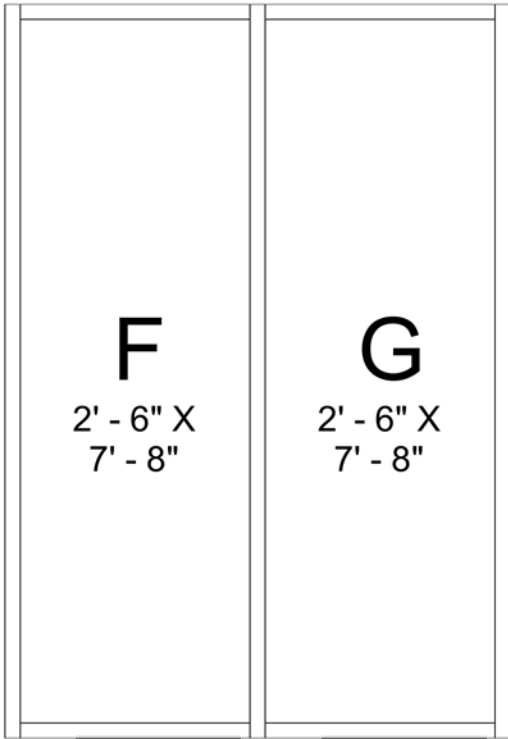
Window Plan 2





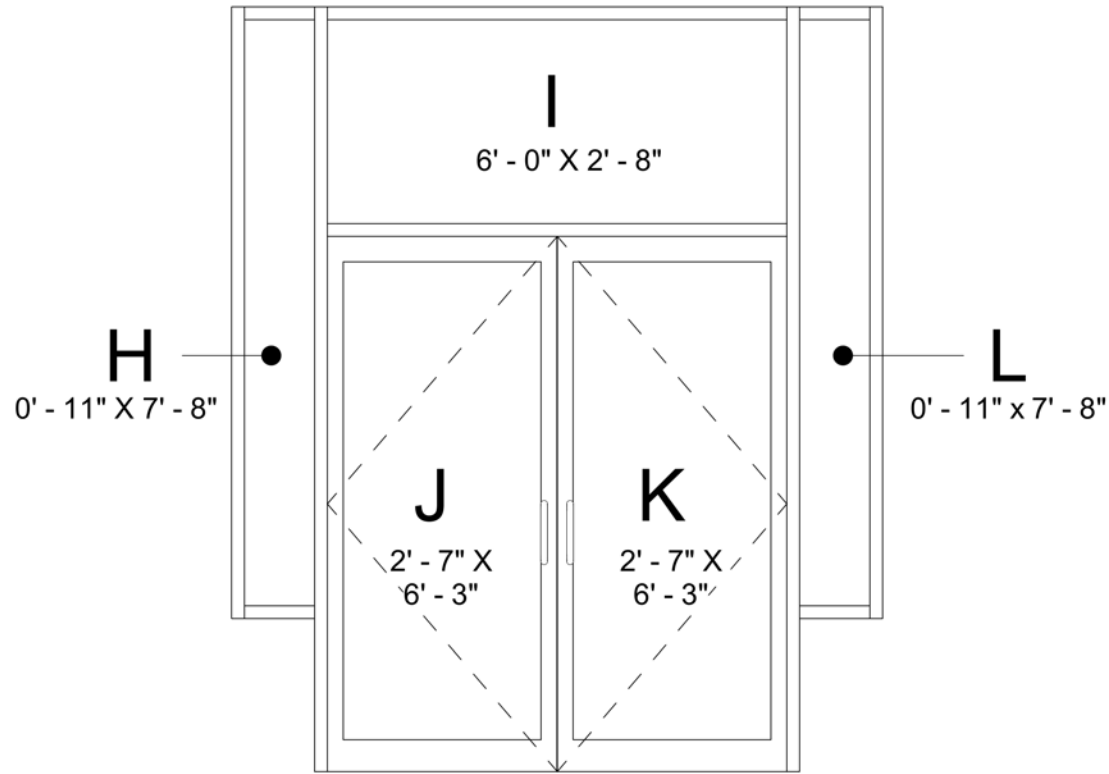
Window Plan 3





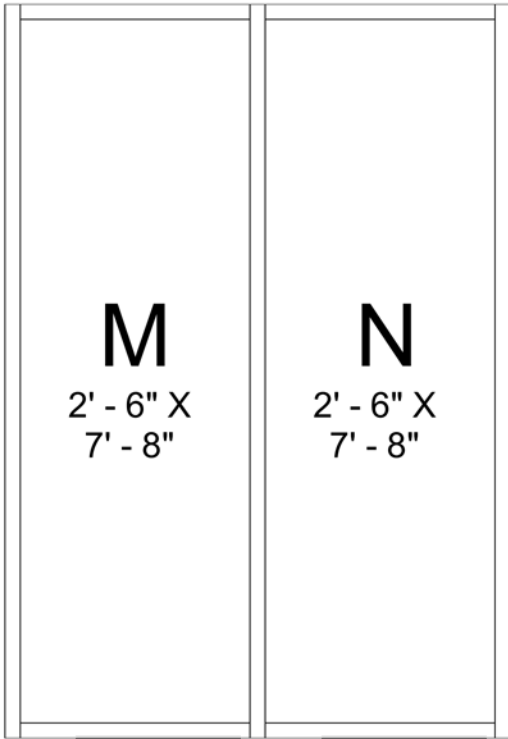
Window Plan 4





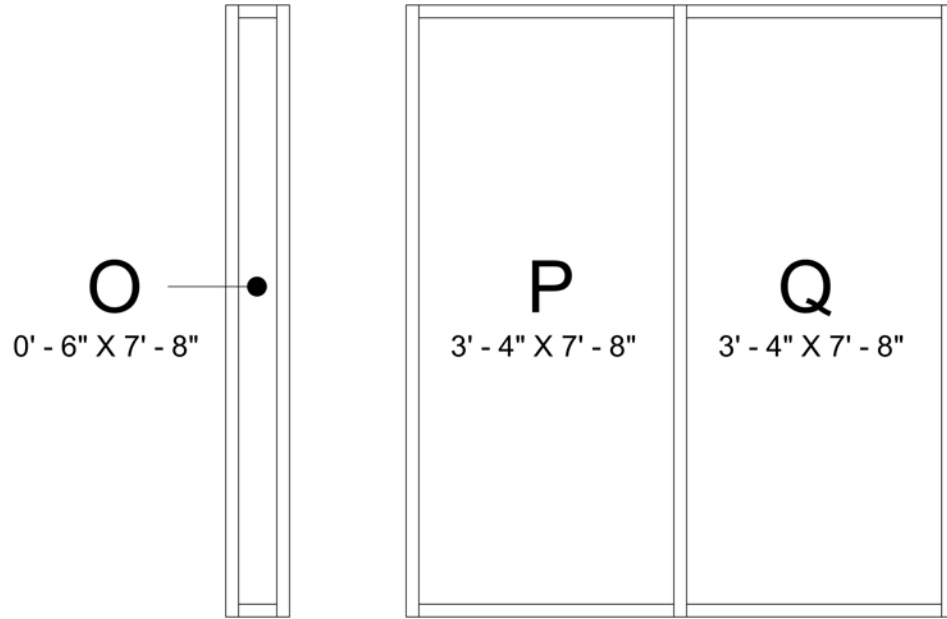
Window Plan 5





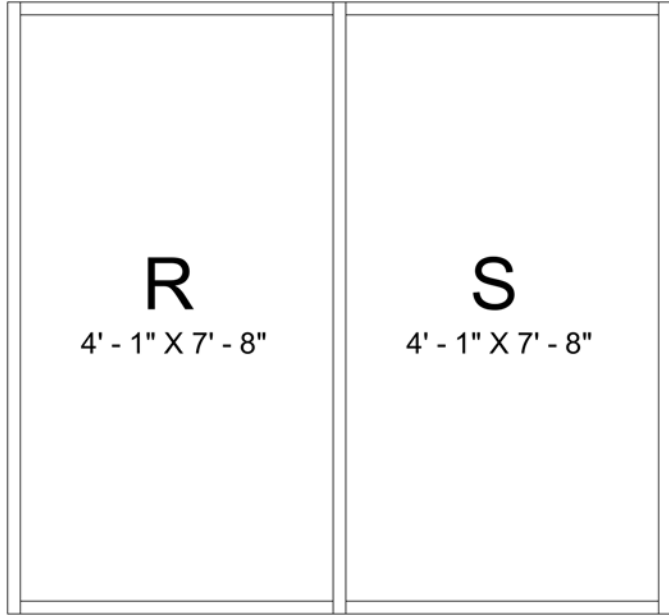
Window Plan 6





Window Plan 7





Reflective Ceiling Plan 1



Storefront 1

