

FOR LEASE
+/- 24,000 SF



12500 WESTPORT ROAD
LOUISVILLE, KENTUCKY

LOCATED AT WESTPORT BEND COMMERCE PARK


PROPERTY HIGHLIGHTS

This +/-24,000-sf building is located in the Westport Bend Commerce Park. The building is approximately fifty percent air-conditioned and has both dock and drive-in loading. Convenient access to I-265, I-71 and I-64.

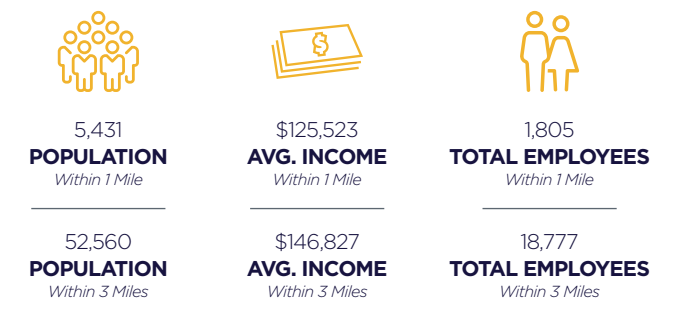
Building Size:	+/- 24,000 sf	
	Office area -	+/- 3,356 sf
	Air-conditioned work area 1 -	+/- 3,240 sf
	Air-conditioned work area 2 -	+/- 4,815 sf
	Heated warehouse area -	+/- 11,749 sf
Clear Height:	24'	
Loading:	One (1) drive-in-door / Two (2) docks	
Power:	480/277 volt / 3-phase	
Sprinkler:	Ordinary hazard wet sprinkler	
Zoning:	PEC	
Highway Access:	I-265 - 1.7 mi. I-71 - 3.8 mi. I-64 - 6.6 mi. Ford Truck Plant - 1.3 mi.	



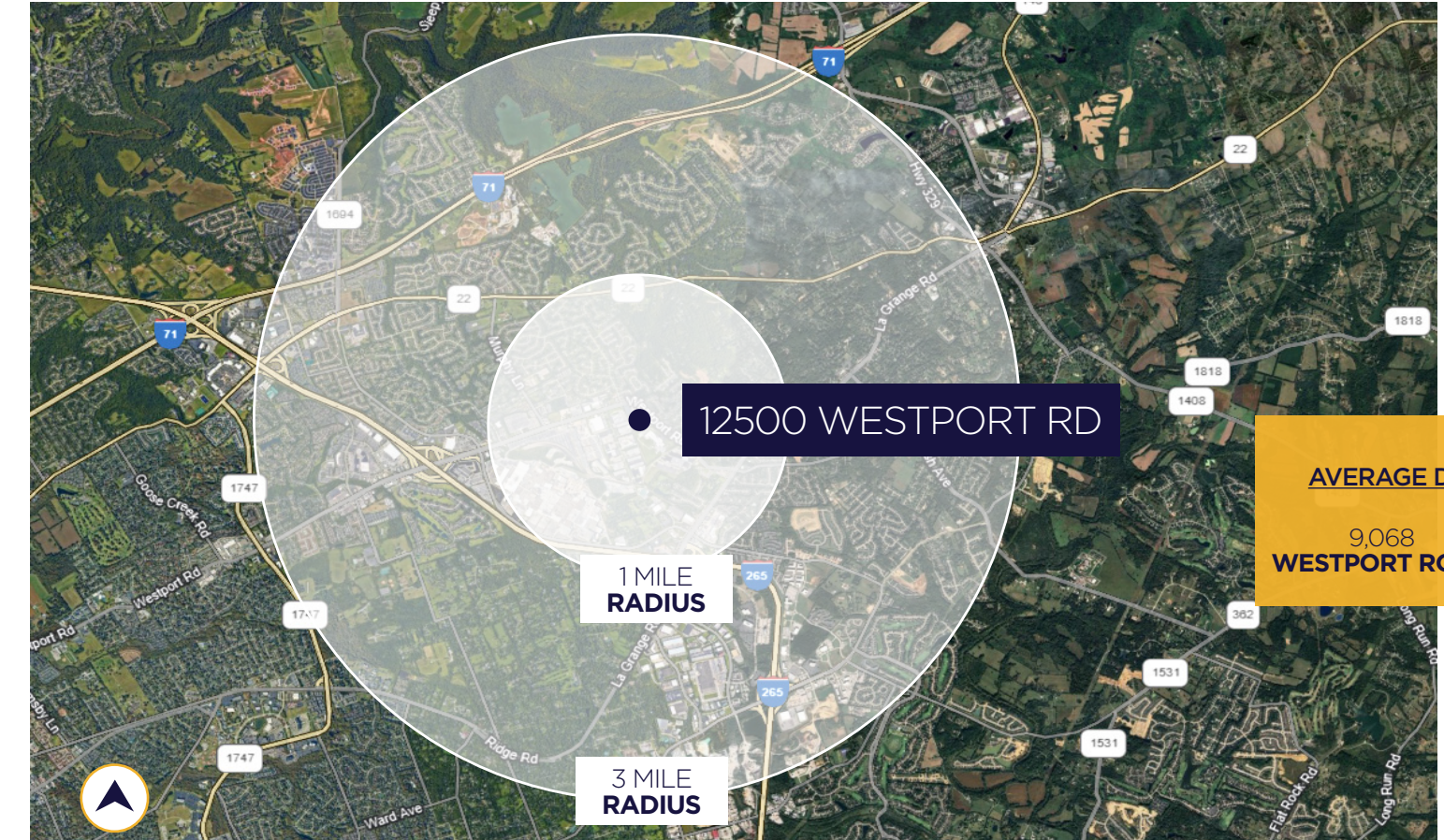
LOBBY



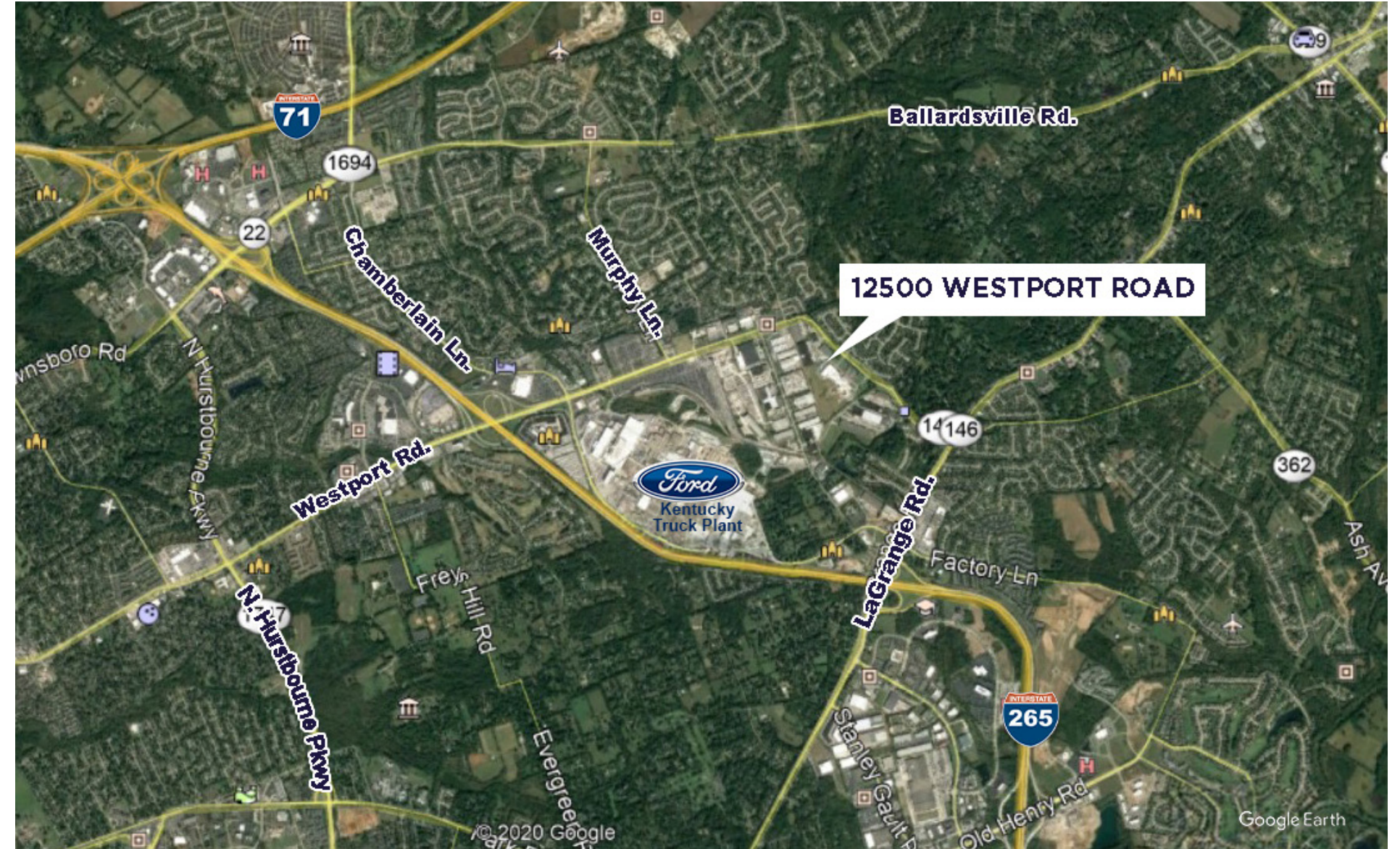
LOADING DOORS



12500 Westport Road benefits from strong demographics within a short radius, as well as an exceptional location with major corporate neighbors. Inside The property is in proximity to the Ford Kentucky Truck Plant as well as interstates I-265 and I-71.



A DRIVING WORKFORCE



LOCATION MAP

CONTACT INFORMATION

STEPHAN F. GRAY, SIOR

sgray@commercialkentucky.com
+1 502 719 3256

ROBERT B. WALKER, SIOR, CCIM

rwalker@commercialkentucky.com
+1 502 719 3254

JAKE F. MILLS, SIOR

jmills@commercialkentucky.com
+1 502 719 3252



©2024 Cushman & Wakefield. All rights reserved. The information contained in this communication is strictly confidential. This information has been obtained from sources believed to be reliable but has not been verified. NO WARRANTY OR REPRESENTATION, EXPRESS OR IMPLIED, IS MADE AS TO THE CONDITION OF THE PROPERTY (OR PROPERTIES) REFERENCED HEREIN OR AS TO THE ACCURACY OR COMPLETENESS OF THE INFORMATION CONTAINED HEREIN, AND SAME IS SUBMITTED SUBJECT TO ERRORS, OMISSIONS, CHANGE OF PRICE, RENTAL OR OTHER CONDITIONS, WITHDRAWAL WITHOUT NOTICE, AND TO ANY SPECIAL LISTING CONDITIONS IMPOSED BY THE PROPERTY OWNER(S). ANY PROJECTIONS, OPINIONS OR ESTIMATES ARE SUBJECT TO UNCERTAINTY AND DO NOT SIGNIFY CURRENT OR FUTURE PROPERTY PERFORMANCE.

Independently Owned & Operated / A Member of the Cushman & Wakefield Alliance