



FOR LEASE



88 SE WASHINGTON STREET

Industrial Space: +5,650 SF Shell with +1,369 SF Office

88 SE Washington St, Portland, OR 97214

This industrial space has a premier close-in SE Portland location that provides off-street parking, dock and grade level loading, and immediate access to Downtown Portland, I-5, and I-84.

SCOTT KAPPES, SIOR

Principal | Licensed in OR & WA

503-517-9877 | scottk@capacitycommercial.com

KENNY HOUSER, SIOR

Principal | Licensed in OR & WA

503-517-9875 | kenny@capacitycommercial.com


CHRIS KAPPES

Vice President | Licensed in OR & WA

503-517-7127 | chris@capacitycommercial.com



PROPERTY DETAILS



**FOR
LEASE**



SUITE 103

Shell SF	±5,650 SF
Office SF	±1,369 SF
Dock Loading	One (1) Dock Door with Leveler
Grade Loading	One (1) Grade Door
Clear Height	16'
Parking	Off-Street Parking for 8 Cars
Lease Rate	\$1.10 / SF
NNN	\$0.19 / SF / Month
Availability	60 Days

Location Features

- Additional parking available for up to 15 off-street stalls
- Functional dock for 53' Trailers in Close-in Portland
- New paint & flooring in the office areas
- Immediate access to downtown Portland
- Easy access to I-84 & I-5.

SCOTT KAPPES, SIOR

Principal | Licensed in OR & WA

503-517-9877 | scottk@capacitycommercial.com

KENNY HOUSER, SIOR

Principal | Licensed in OR & WA

503-517-9875 | kenny@capacitycommercial.com

CHRIS KAPPES

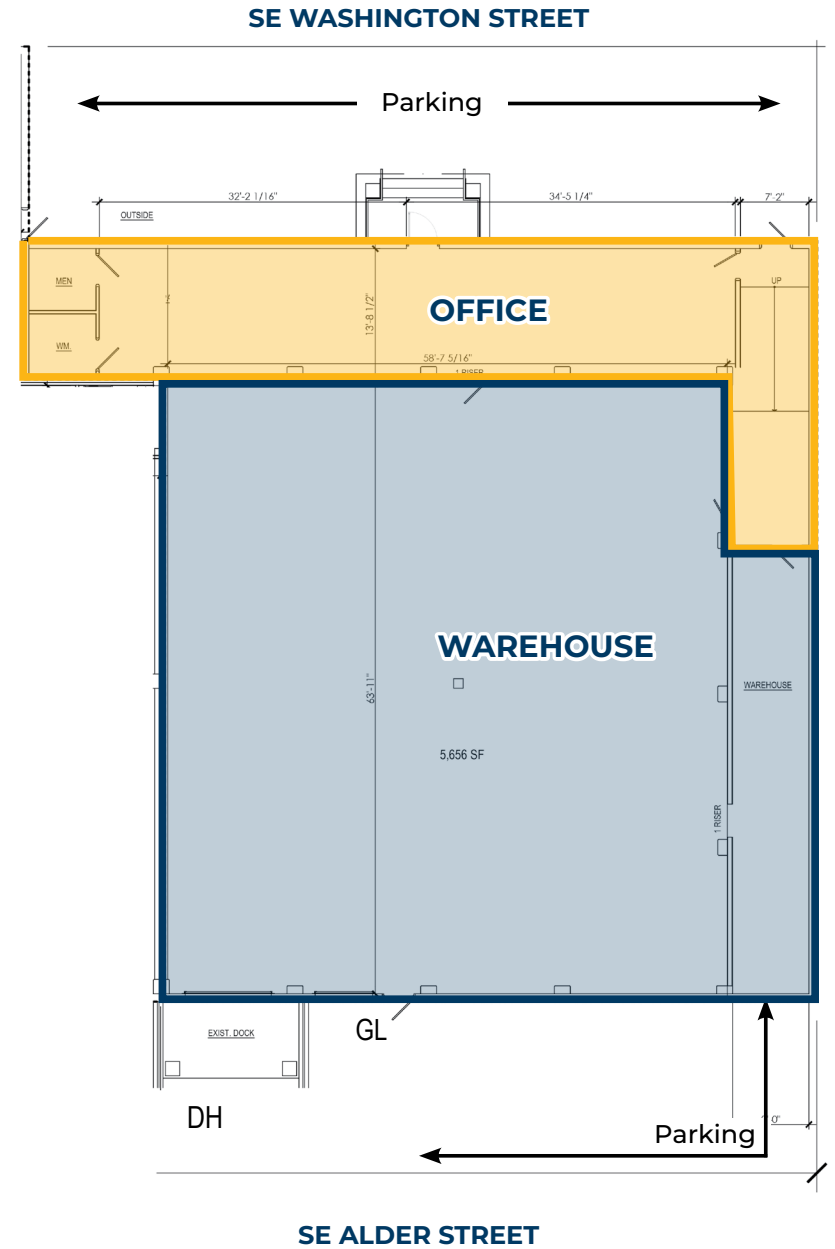

Vice President | Licensed in OR & WA

503-517-7127 | chris@capacitycommercial.com

88 SE WASHINGTON STREET



FLOOR PLAN





AERIAL VIEW

