

3226 Magazine Street  
New Orleans, LA 70115

TALBOT  
REALTY GROUP

AVAILABLE FOR SALE



## Magazine Street Restaurant

This two-story restaurant located at 3226 Magazine Street in New Orleans is available for sale. Features include a large partially equipped kitchen with walk in coolers; two functional ventilation hood systems; two equipped bars, one on each floor; balcony seating; and some FF&E is included in the sale price. The restaurant was renovated in 2024.

**LOCATION:** 3226 Magazine Street  
New Orleans, LA 70115  
(corner of Pleasant St.)

**SQUARE FOOTAGE:** 8,870 Square Feet

**SALE PRICE:** \$3,100,000

**ZONING:** HU-B1 Historic Urban Neighborhood District  
<https://czo.nola.gov/article-10/>

**DESCRIPTION:** Two story equipped restaurant on famous Magazine Street for sale. Floor plans are attached.

The second floor can be accessed by an interior stairwell as well as a separate outside door. The second floor can easily be separated for another use such as an office or apartments.



**All showings are by appointment only.**

FOR MORE INFORMATION CONTACT:

**MICHAEL P. POU**

**(504) 525-9763**

**mpou@talbot-realty.com**

**BOBBY TALBOT, CCIM**

**(504) 525-9763**

**btalbot@talbot-realty.com**

3226 Magazine Street

NEW ORLEANS, LA



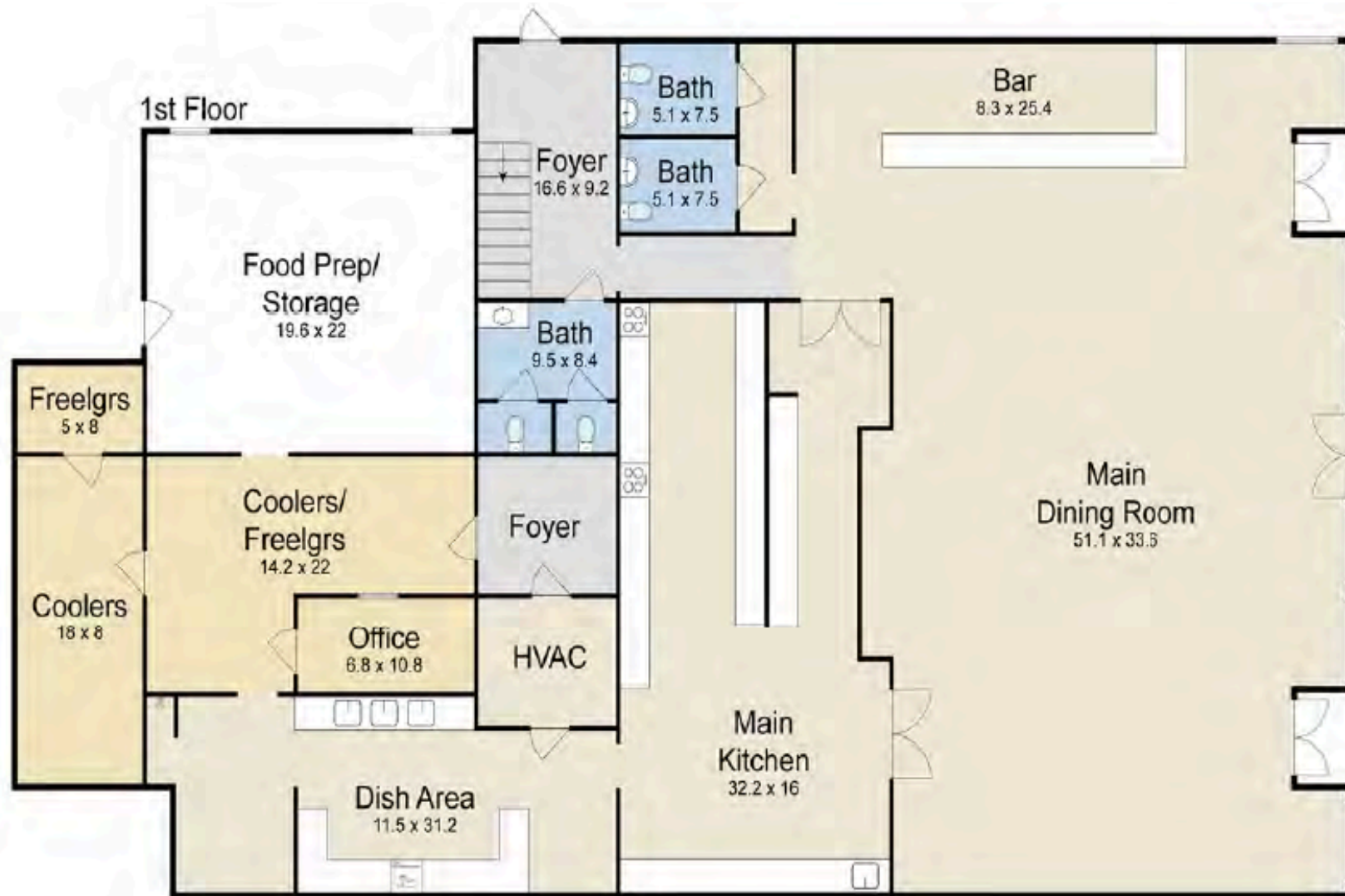
3226 Magazine Street

NEW ORLEANS, LA



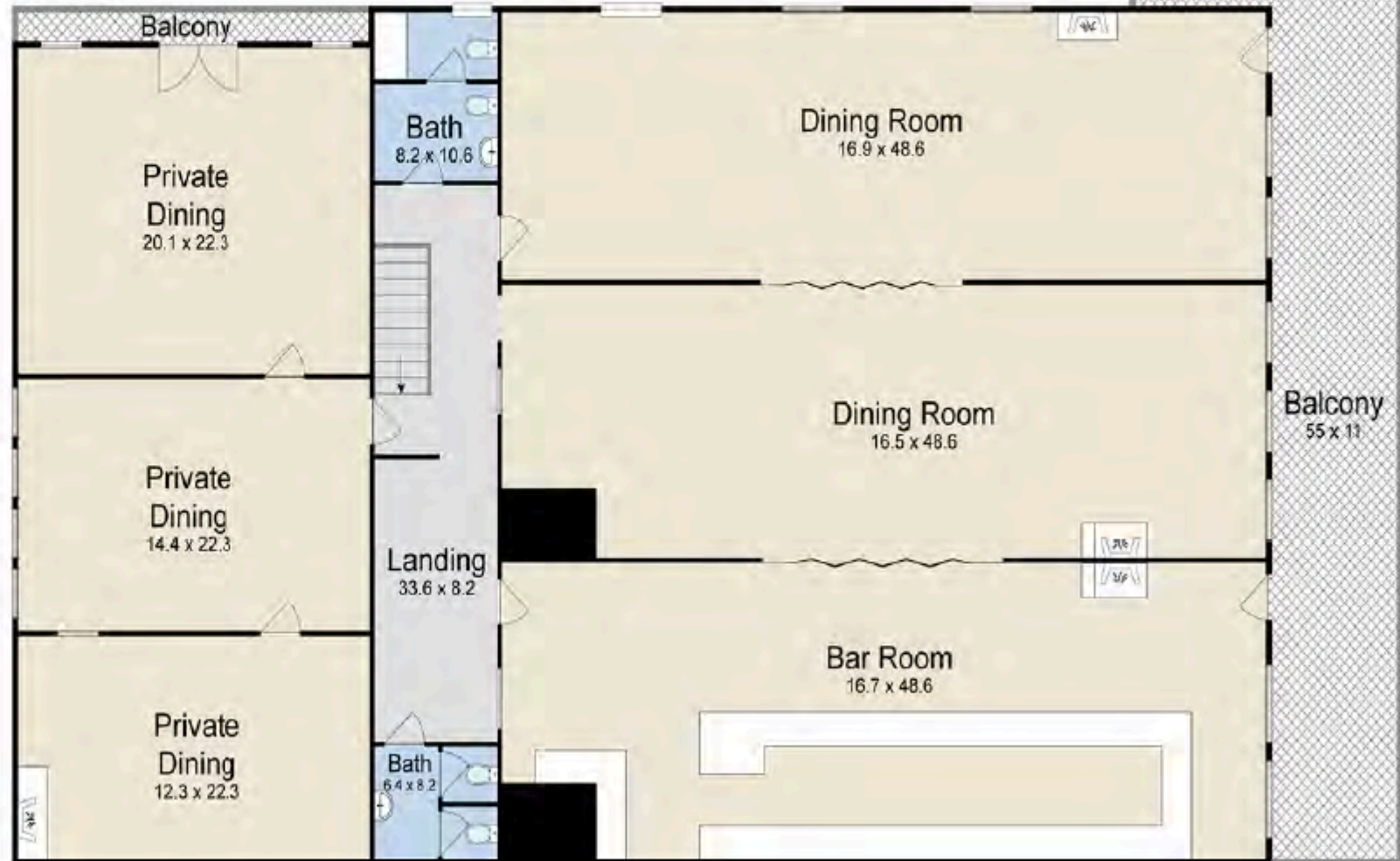




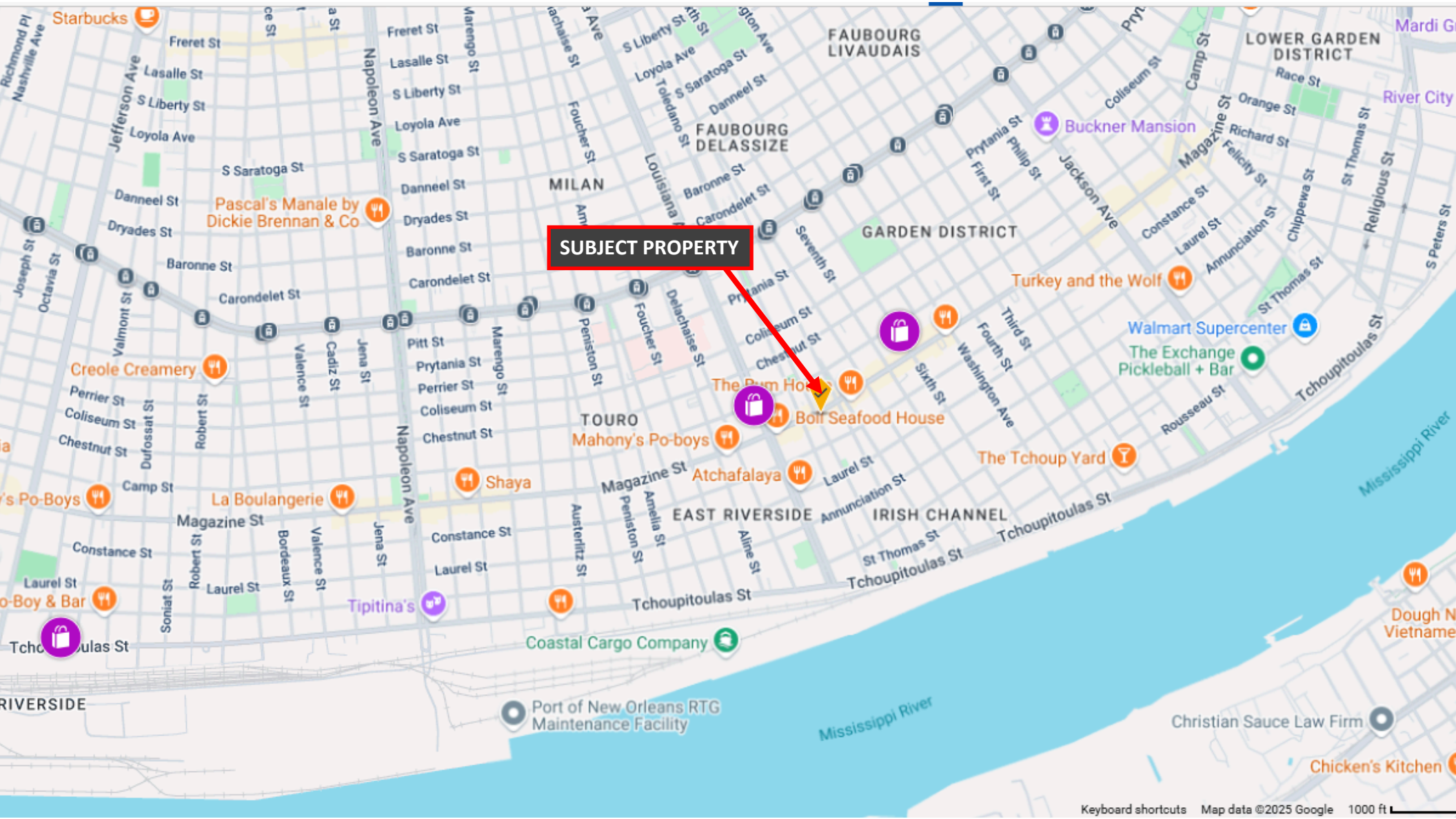


FLOOR PLAN (FIRST FLOOR)

2nd Floor



FLOOR PLAN (SECOND FLOOR)





As Seen In The  
**New Orleans Street Map & Visitor Guide**

## Demographics

## Population

	1 mile	3 miles	5 miles
2020 Population	22,876	150,414	363,177
2024 Population	22,633	150,735	354,298
2029 Population Projection	21,926	146,440	342,350
Annual Growth 2020-2024	-0.3%	0.1%	-0.6%
Annual Growth 2024-2029	-0.6%	-0.6%	-0.7%
Median Age	41.4	39	39.8
Bachelor's Degree or Higher	50%	41%	32%
U.S. Armed Forces	46	384	876

## Income

	1 mile	3 miles	5 miles
Avg Household Income	\$105,285	\$86,587	\$75,820
Median Household Income	\$67,548	\$54,853	\$50,483
< \$25,000	2,346	19,869	45,369
\$25,000 - 50,000	1,830	11,946	31,411
\$50,000 - 75,000	2,260	10,942	26,291
\$75,000 - 100,000	1,030	5,704	14,007
\$100,000 - 125,000	822	4,824	10,542
\$125,000 - 150,000	741	3,472	7,435
\$150,000 - 200,000	996	4,138	8,421
\$200,000+	1,772	7,538	11,260

# Demographics

## Consumer Spending

