

First Floor



INTERIOR FLUSH WOOD DOOR

1 3/4" - INTERIOR WOOD DOORS
1/4" = 1'-0"



EXTERIOR FLUSH HOLLOW METAL DOOR

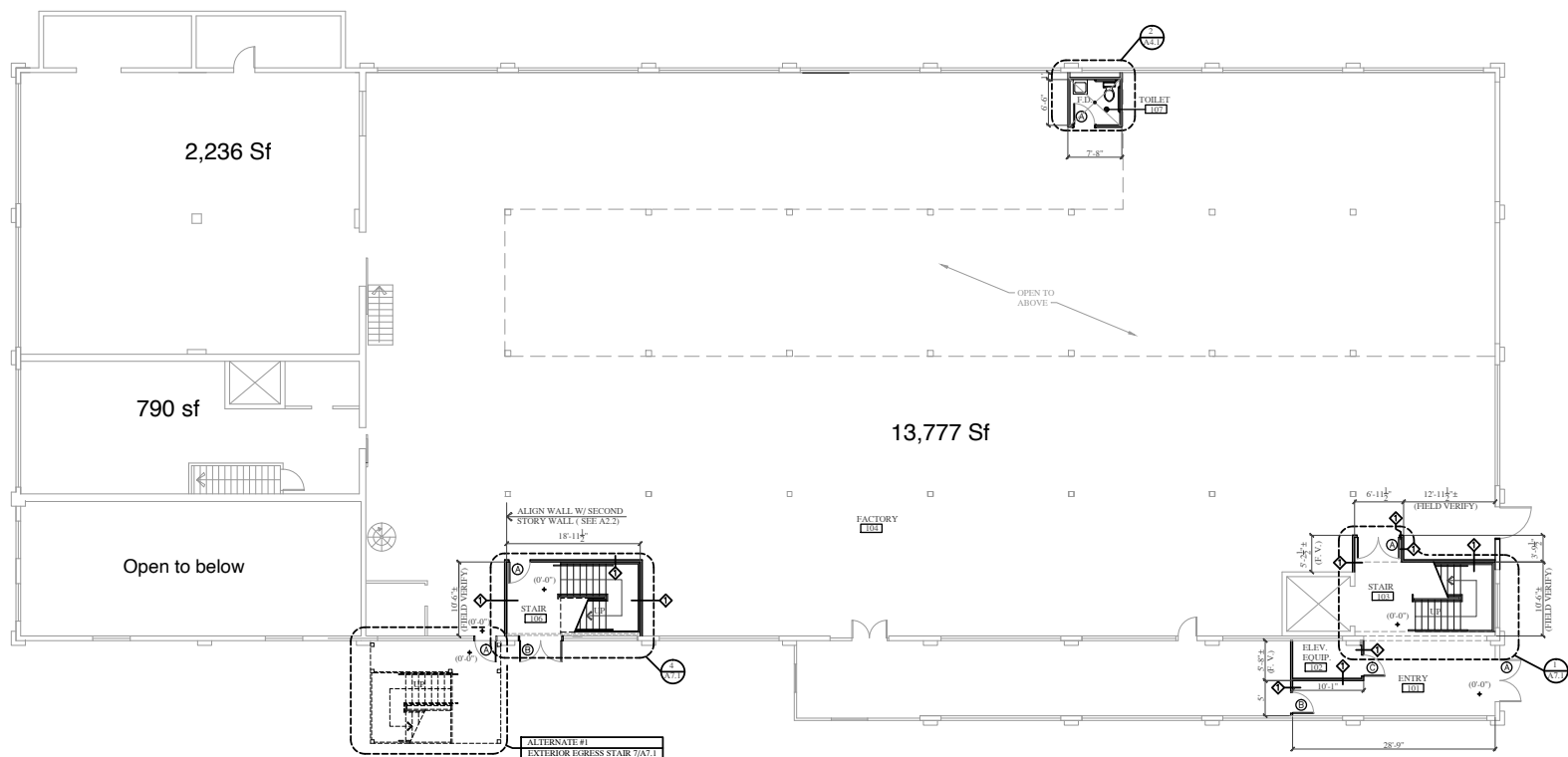
1 3/4" - EXTERIOR METAL DOORS
1/4" = 1'-0"

DOOR #	SIZE	TYPE	RATED DOOR LABEL	NOTE
101A	EXISTING	20		PROVIDE PANIC HARDWARE
101B	3 0 x 7 0	20	B-40 MNS.	
101C	3 0 x 7 0	20	B-40 MNS.	
101A (ALT. #1)	3 0 x 7 0	20	B-40 MNS.	
101A	3 0 x 7 0	20	B-40 MNS.	
101A	3 0 x 7 0	20	B-40 MNS.	
101B	3 0 x 7 0	20	B-40 MNS.	
101A	3 0 x 7 0	20	B-40 MNS.	

WALL TYPES LEGEND	
	DENOTES EXISTING STRUCTURE
	DENOTES NON-RATED PARTITION - 2x4 WOOD STUDS @ 16" O.C. W/ 5/8" GYP. BD. EACH SIDE
	DENOTES 1 HOUR FIRE RATED PARTITION - 2x4 WOOD STUDS @ 16" O.C. W/ 5/8" TYPE "X" GYPSUM BOARD EACH SIDE SEALED TO STRUCTURE ABOVE. (UL # U1065)

NOTE: REFER TO INSEWRITERS LABORATORIES INC. FIRE RESISTANCE DIRECTORY FOR SPECIFIC MATERIALS AND METHODS OF FIRE RATINGS NOTED ABOVE.

SYMBOLS LEGEND	
	ROOM NUMBER
	DOOR SYMBOL (FLOOR # + @) - SEE SHEET A2.1 FOR ELEVATIONS
	WINDOW SYMBOL - SEE SHEET A2.1 FOR ELEVATION
	DETAIL REFERENCE - SEE SHEET NOTED
	ELEVATION REFERENCE - SEE SHEET NOTED
	SPOT ELEVATIONS
	FLOOR DRAIN



NOTES:
* ALL DIMENSIONS ARE TAKEN FROM FACE OF STUD TO FACE OF STUD, CENTERLINE OF COLUMN, OR CENTERLINE OF DOOR OR WINDOW UNLESS OTHERWISE NOTED.

FIRST STORY FLOOR PLAN
1/8" = 1'-0"

"THE ARCHITECT OF RECORD HAS NOT BEEN EMPLOYED TO FURNISH CONSTRUCTION ADMINISTRATION SERVICES AND IS NOT RESPONSIBLE FOR INTERPRETING THE INTENT OF THE CONSTRUCTION DOCUMENTS, INCLUDING MAKING MODIFICATIONS AS MAY BE NECESSARY DURING THE CONSTRUCTION PHASE, AND THAT THE ARCHITECT OF RECORD IS NO LONGER LIABLE FOR THE WORK WHERE CHANGES TO THESE DOCUMENTS HAVE BEEN MADE."

"THE WORK SHOWN ON THESE DOCUMENTS ARE 'GUIDE-LINE DRAWINGS' AND ARE NOT TO BE CONSTRUED AS A COMPLETE DESIGN. CONTRACTORS USING THESE DOCUMENTS SHALL COMPLETE THE DESIGN BY FURTHER CONSULTATION WITH THE OWNER AND SHALL COMPLY WITH ALL CODES, LAWS AND ORDINANCES HAVING JURISDICTION OVER THE WORK."



CARLSON & CARLSON
ARCHITECTS
MEMBER OF ARCHITECTURAL DESIGN INC.
DUBLIN, GEORGIA 30128
(770) 275-4139

JERRILANE PRICE
ARCHITECT
CHATTANOOGA, TN
423-216-9652
jerrilane@gnmail.com

No.	Revisions/Date	Date

SOUTHERN SPEAR IRONWORKS
55 WORKMAN ROAD
CHATTANOOGA, TENNESSEE 37410


Project No: 05-PKC-20
Date: 4-20-20
Scale: 1/8" = 1'-0"
Sheet: **A2.1**
FIRST STORY FLOOR PLAN

Second Floor



INTERIOR FLUSH WOOD DOOR

1 3/4" - INTERIOR WOOD DOORS
1/4" = 1'-0"



EXTERIOR FLUSH HOLLOW METAL DOOR

1 3/4" - EXTERIOR METAL DOORS
1/4" = 1'-0"

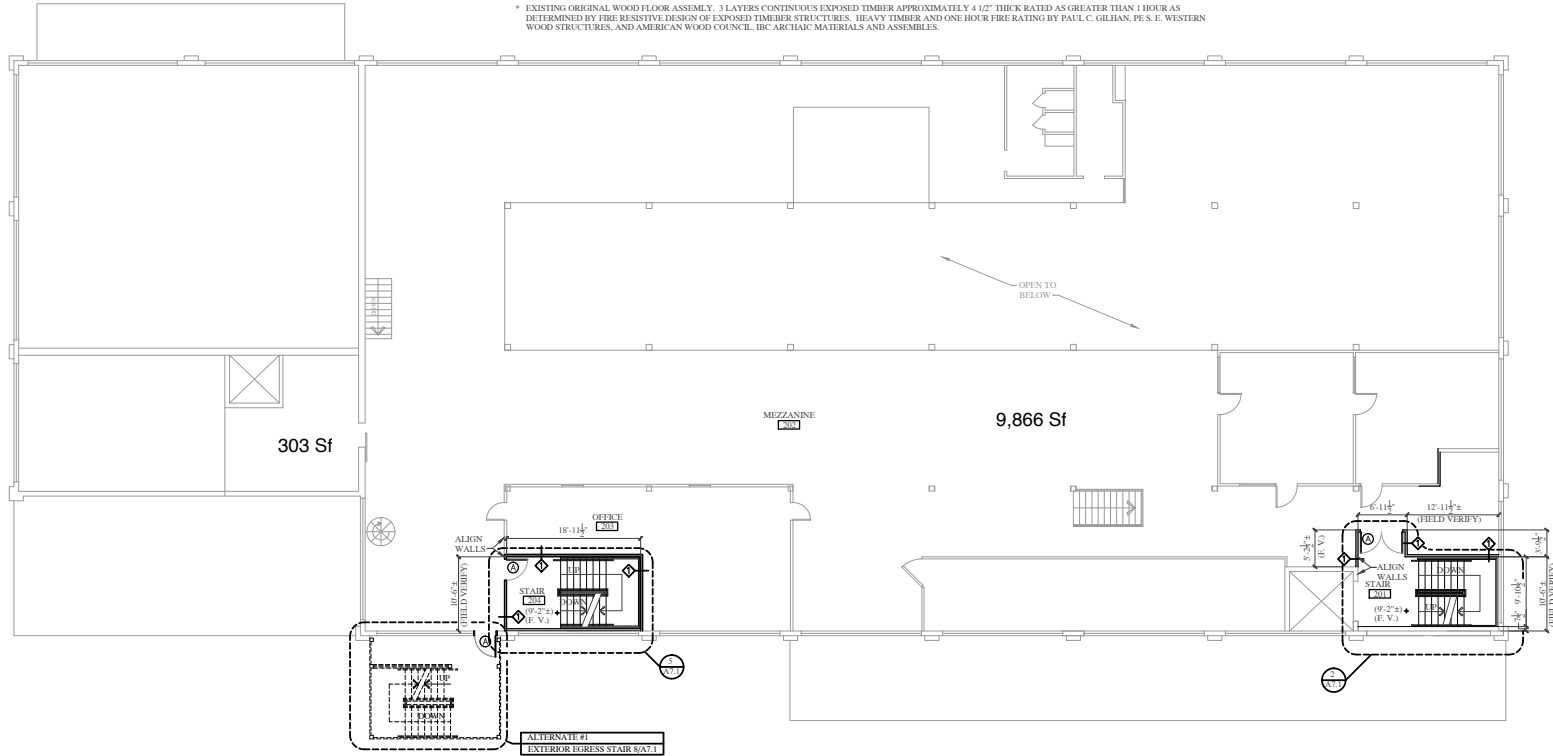
DOOR SCHEDULE - UPPER LEVEL				
DOOR #	SIZE	TYPE	RATED DOOR	LABEL
DOA	28' 0" x 7' 0"	20	B-60 MIN.	
DOA (ALT #1)	1' 0" x 7' 0"	40		
DOA	5' 0" x 7' 0"	20	B-60 MIN.	

WALL TYPES LEGEND	
	DENOTES EXISTING STRUCTURE
	DENOTES NON-RATED PARTITION - 2x4 WOOD STUDS @ 16" O.C. W/ 5/8" GYP. BD. EACH SIDE
	DENOTES 1 HOUR FIRE RATED PARTITION - 2x4 WOOD STUDS @ 16" O.C. W/ 5/8" TYPE "X" GYPSUM BOARD EACH SIDE SEALED TO STRUCTURE ABOVE. (UL # U505)
NOTE: REFER TO UNDERWRITERS LABORATORIES INC. FIRE RESISTANCE DIRECTORY FOR SPECIFIC MATERIALS AND METHODS OF FIRE RATING NOTED ABOVE.	

SYMBOLS LEGEND	
	ROOM NUMBER
	DOOR SYMBOL (FLOOR # + A) - SEE SHEET A2.1 FOR ELEVATIONS
	WINDOW SYMBOL - SEE SHEET A2.1 FOR ELEVATION
	DETAIL REFERENCE - SEE SHEET NOTED
	ELEVATION REFERENCE - SEE SHEET NOTED
	SPOT ELEVATIONS

SECOND TO THIRD STORIES FLOOR / CEILING ASSEMBLY 1 HOUR FIRE SEPERATION NOTES:

- * EXPOSED STEEL MEMBERS TO BE COATED W/ 1 HOUR RATED INTUMESCENT PAINT. (UL #263) (FireGuard E-84 Intumescent Paint for Steel)
- * EXISTING ORIGINAL WOOD FLOOR ASSEMBLY. 3 LAYERS CONTINUOUS EXPOSED TIMBER APPROXIMATELY 4 1/2" THICK RATED AS GREATER THAN 1 HOUR AS DETERMINED BY FIRE RESISTIVE DESIGN OF EXPOSED TIMBER STRUCTURES. HEAVY TIMBER AND ONE HOUR FIRE RATING BY PAUL C. GILJIAN, PE, S. E. WESTERN WOOD STRUCTURES, AND AMERICAN WOOD COUNCIL, INC. ACHTIC MATERIALS AND ASSEMBLIES.



NOTES:

- * ALL DIMENSIONS ARE TAKEN FROM FACE OF STUD TO FACE OF STUD, CENTERLINE OF COLUMN, OR CENTERLINE OF DOOR OR WINDOW UNLESS OTHERWISE NOTED.

SECOND STORY FLOOR PLAN

1/8" = 1'-0"

"THE ARCHITECT OF RECORD HAS NOT BEEN EMPLOYED TO FURNISH CONSTRUCTION ADMINISTRATION SERVICES AND IS NOT RESPONSIBLE FOR INTERPRETING THE INTENT OF THE CONSTRUCTION DOCUMENTS, INCLUDING MAKING MODIFICATIONS AS MAY BE NECESSARY DURING THE CONSTRUCTION PHASE, AND THAT THE ARCHITECT OF RECORD IS NO LONGER LIABLE FOR THE WORK WHERE CHANGES TO THESE DOCUMENTS HAVE BEEN MADE."

"THE WORK SHOWN ON THESE DOCUMENTS ARE "GUIDE-LINE DRAWINGS" AND ARE NOT TO BE CONSIDERED AS A COMPLETE DESIGN. CONTRACTORS USING THESE DOCUMENTS SHALL COMPLETE THE DESIGN BY FURTHER CONSULTATION WITH THE OWNER AND SHALL COMPLY WITH ALL CODES, LAWS AND ORDINANCES HAVING JURISDICTION OVER THE WORK."



CARLSON & CARLSON
ARCHITECTS
OFFICE OF ARCHITECTURAL DESIGN, INC.
DUBLIN, GEORGIA 30128
(770) 675-4139

JERRILANE PRICE
ARCHITECT
CHATTANOOGA, TN
423-516-9652
jerrilane@gnmail.com

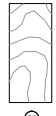
No.	Revisions/Date	Date

SOUTHERN SPEAR IRONWORKS
55 WORKMAN ROAD
CHATTANOOGA, TENNESSEE 37410

Project No:	05-PKC-20
Date:	4-20-20
Scale:	1/8" = 1'-0"
Sheet:	A2.2

SECOND STORY FLOOR PLAN

Third Floor



INTERIOR FLUSH WOOD DOOR



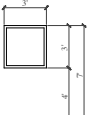
EXTERIOR FLUSH HOLLOW METAL DOOR

1 3/4" - INTERIOR WOOD DOORS

1/4" = 1'-0"

1 3/4" - EXTERIOR METAL DOORS

1/4" = 1'-0"



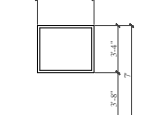
METAL WINDOW MATCH EXISTING

1/4" = 1'-0"



METAL WINDOW MATCH EXISTING

1/4" = 1'-0"



METAL WINDOW MATCH EXISTING

1/4" = 1'-0"

DOOR #	SIZE	TYP.	RATED DOOR LABEL
S1A	3'-0" x 7'-0"	20	B - 60 MIN.
S1B	1'-6" x 7'-0"	20	
S1C	3'-0" x 7'-0"	20	
S1D	1'-6" x 7'-0"	20	
S1E	3'-0" x 7'-0"	20	
S1F	1'-6" x 7'-0"	20	
S1G	3'-0" x 7'-0"	20	
S1H	1'-6" x 7'-0"	20	
S1I	3'-0" x 7'-0"	20	
S1J	1'-6" x 7'-0"	20	
S1K	3'-0" x 7'-0"	20	
S1L	1'-6" x 7'-0"	20	
S1M	3'-0" x 7'-0"	20	
S1N	1'-6" x 7'-0"	20	
S1O	3'-0" x 7'-0"	20	
S1P	1'-6" x 7'-0"	20	
S1Q	3'-0" x 7'-0"	20	
S1R	1'-6" x 7'-0"	20	
S1S	3'-0" x 7'-0"	20	
S1T	1'-6" x 7'-0"	20	
S1U	3'-0" x 7'-0"	20	
S1V	1'-6" x 7'-0"	20	

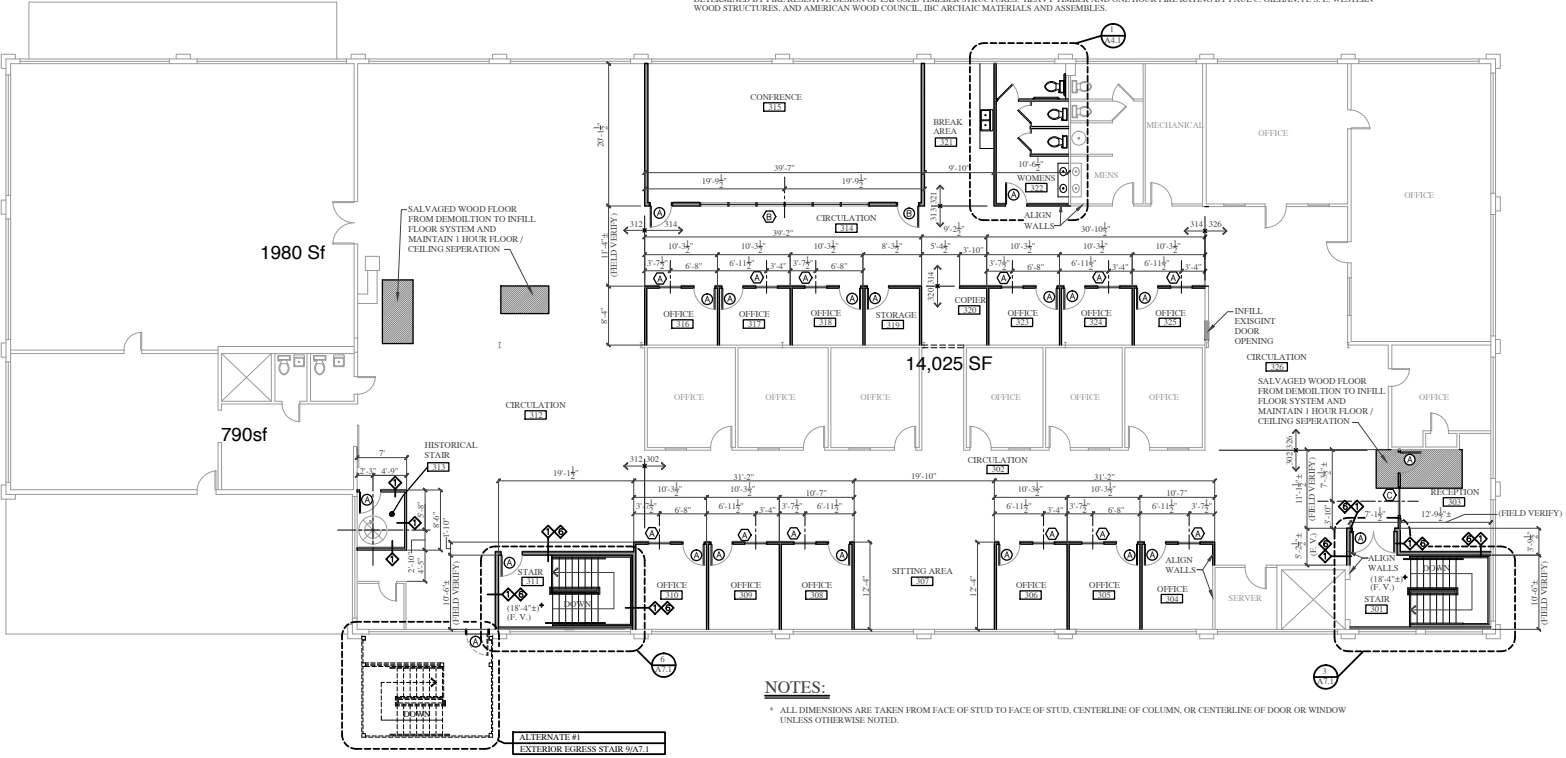
WALL TYPES LEGEND	
	DENOTES EXISTING STRUCTURE
	DENOTES NON-RATED PARTITION - 2x4 WOOD STUDS @ 16" O.C. W/ 5/8" GYP. BD. EACH SIDE
	DENOTES 1 HOUR FIRE RATED PARTITION - 2x4 WOOD STUDS @ 16" O.C. W/ 5/8" TYPE "X" GYPSUM BOARD EACH SIDE SEALED TO STRUCTURE ABOVE. STUD SIZE INDICATED BY SYMBOL. (UL # U305)
	DENOTES 1 HOUR FIRE RATED PARTITION - 2x6 WOOD STUDS @ 16" O.C. W/ 5/8" TYPE "X" GYPSUM BOARD EACH SIDE SEALED TO STRUCTURE ABOVE. STUD SIZE INDICATED BY SYMBOL. (UL # U305)

NOTE: REFER TO UNDERWRITERS LABORATORIES INC. FIRE RESISTANCE DIRECTORY FOR SPECIFIC MATERIALS AND METHODS OF FIRE RATING NOTED ABOVE.

SYMBOLS LEGEND	
	ROOM NUMBER
	DOOR SYMBOL (FLOOR # + A) - SEE SHEET A.1 FOR ELEVATIONS
	WINDOW SYMBOL - SEE SHEET A.1 FOR ELEVATION
	DETAIL REFERENCE - SEE SHEET NOTED
	ELEVATION REFERENCE - SEE SHEET NOTED
	SPOT ELEVATIONS

SECOND TO THIRD STORIES FLOOR / CEILING ASSEMBLY 1 HOUR FIRE SEPERATION NOTES:

- * EXPOSED STEEL MEMBERS TO BE COATED W/ 1 HOUR RATED INTUMESCENT PAINT, (UL #263) (FaceGuard FireGuard E-84 Intumescent Paint for Steel)
- * EXISTING ORIGINAL WOOD FLOOR ASSEMBLY - 3 LAYERS CONTINUOUS EXPOSED TIMBER APPROXIMATELY 1 1/2" THICK RATED AS GREATER THAN 1 HOUR AS DETERMINED BY FIRE RESISTIVE DESIGN OF EXPOSED TIMBER STRUCTURES - HEAVY TIMBER AND ONE HOUR FIRE RATING BY PAUL C. GILDAN, PE S. E. WESTERN WOOD STRUCTURES, AND AMERICAN WOOD COUNCIL, IBC ARCHITECT MATERIALS AND ASSEMBLES.



NOTES:
* ALL DIMENSIONS ARE TAKEN FROM FACE OF STUD TO FACE OF STUD, CENTERLINE OF COLUMN, OR CENTERLINE OF DOOR OR WINDOW UNLESS OTHERWISE NOTED.

THIRD STORY FLOOR PLAN
1/8" = 1'-0"

"THE ARCHITECT OF RECORD HAS NOT BEEN EMPLOYED TO FURNISH CONSTRUCTION ADMINISTRATION SERVICES AND IS NOT RESPONSIBLE FOR INTERPRETING THE INTENT OF THE CONSTRUCTION DOCUMENTS, INCLUDING MAKING MODIFICATIONS AS MAY BE NECESSARY DURING THE CONSTRUCTION PHASE, AND THAT THE ARCHITECT OF RECORD IS NO LONGER LIABLE FOR THE WORK WHERE CHANGES TO THESE DOCUMENTS HAVE BEEN MADE."

"THE WORK SHOWN ON THESE DOCUMENTS ARE 'GUIDE-LINE DRAWINGS' AND ARE NOT TO BE CONSTRUED AS A COMPLETE DESIGN. CONTRACTORS USING THESE DOCUMENTS SHALL COMPLETE THE DESIGN BY FURTHER CONSULTATION WITH THE OWNER AND SHALL COMPLY WITH ALL CODES, LAWS AND ORDINANCES HAVING JURISDICTION OVER THE WORK."



CARLSSON & CARLSON ARCHITECTS
MEMBER OF ARCHITECTURAL DESIGN INC.
DUBLIN, GEORGIA 30130
(404) 275-4139

JERRILANE PRICE
CHATTANOOGA, TN
423-516-9652
jerrilane@gnail.com

Date	
Revision/Date	
No.	

SOUTHERN SPEAR IRONWORKS
55 WORKMAN ROAD
CHATTANOOGA, TENNESSEE 37410

Project No.	05-PKC-20
Date	4-20-20
Scale	1/8" = 1'-0"
Sheet	A2.3
THIRD STORY FLOOR PLAN	

THESE CONTRACT DOCUMENTS ARE THE PROPERTY OF ARCHITECTURAL DESIGN INC. THEY HAVE BEEN PREPARED AS AN INSTRUMENT OF SERVICE AND SHALL NOT BE REPRODUCED IN ANY FORM WITHOUT WRITTEN PERMISSION OF THE ARCHITECT.