

FORMER APPLEBEE'S RESTAURANT BLDG

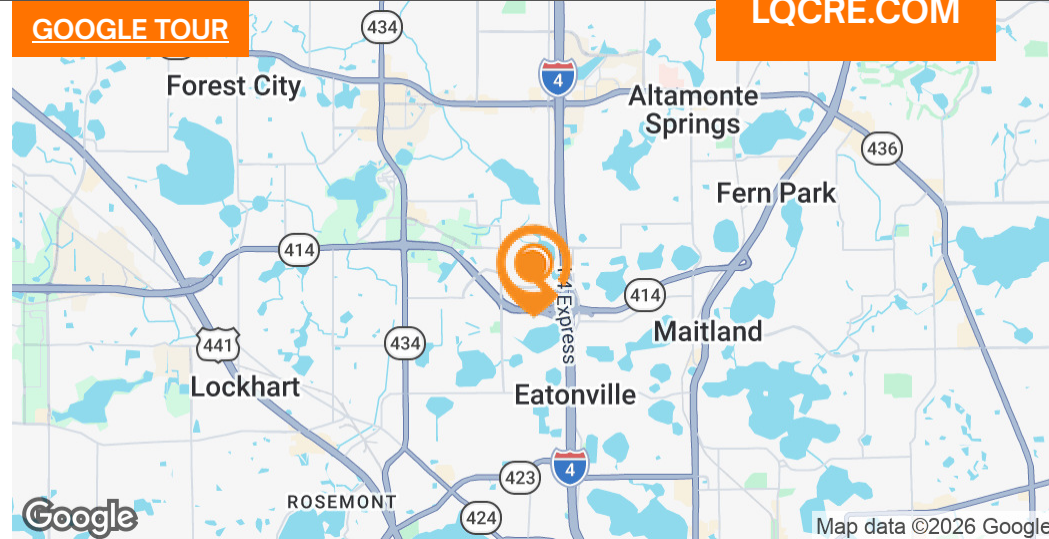
298 Southhall Ln | Maitland, FL 32751

2nd Generation Restaurant For Sale Or Lease



LQ Commercial
REAL ESTATE SERVICES

LQCRE.COM



\$3,000,000
PRICE



4,831 SF
SIZE



1.52 AC
SIZE



2,761 HOTEL ROOMS
3-MILES RADIUS

- 4,831 SF 2nd generation restaurant for sale or lease in Maitland, FL
- **200,689 employees in a five-mile radius of property**
- Free-standing building sits on 1.52 AC with pylon signage
- Strategically positioned among a dense concentration of office parks, including Maitland Summit, Keller Center, Maitland Promenade and more



5-MI TOTAL POPULATION
264,769



5-MI ESTIMATED HH
114,629



5-MI AVG HH INCOME
\$119,187



5-MI # EMPLOYEES
200,689

PROPERTIES.LQCRE.COM/FORMER-APPLEBEES-MAITLAND



Maitland, FL 32751
500 Winderley Pl #104
LQCRE.COM

Cynthia Shelton, CCIM, CRE
Senior Managing Director
D: 407.775.4359
C: 407.509.5290
cshelton@lqcre.com

Julia Sosa
Founding Principal - Orlando
D: 407.775.4358
C: 407.257.8246
jsosa@lqcre.com

Tom Heer
Senior Associate
D: 407.775.4361
C: 407.399.6748
theer@lqcre.com

FORMER APPLEBEE'S RESTAURANT BLDG

298 Southhall Ln | Maitland, FL 32751

2nd Generation Restaurant For Sale Or Lease



LQ Commercial
REAL ESTATE SERVICES

LQCRE.COM



LQ Commercial
REAL ESTATE SERVICES

Maitland, FL 32751

500 Winderley Pl #104

LQCRE.COM

Cynthia Shelton, CCIM, CRE

Senior Managing Director

D: 407.775.4359

C: 407.509.5290

cselton@lqcre.com

Julia Sosa

Founding Principal - Orlando

D: 407.775.4358

C: 407.257.8246

jsosa@lqcre.com

Tom Heer

Senior Associate

D: 407.775.4361

C: 407.399.6748

theer@lqcre.com

Information obtained from owner(s) or other sources deemed reliable. We have no reason to doubt its accuracy, but cannot guarantee it. All properties subject to change or withdrawal without notice.

FORMER APPLEBEE'S RESTAURANT BLDG

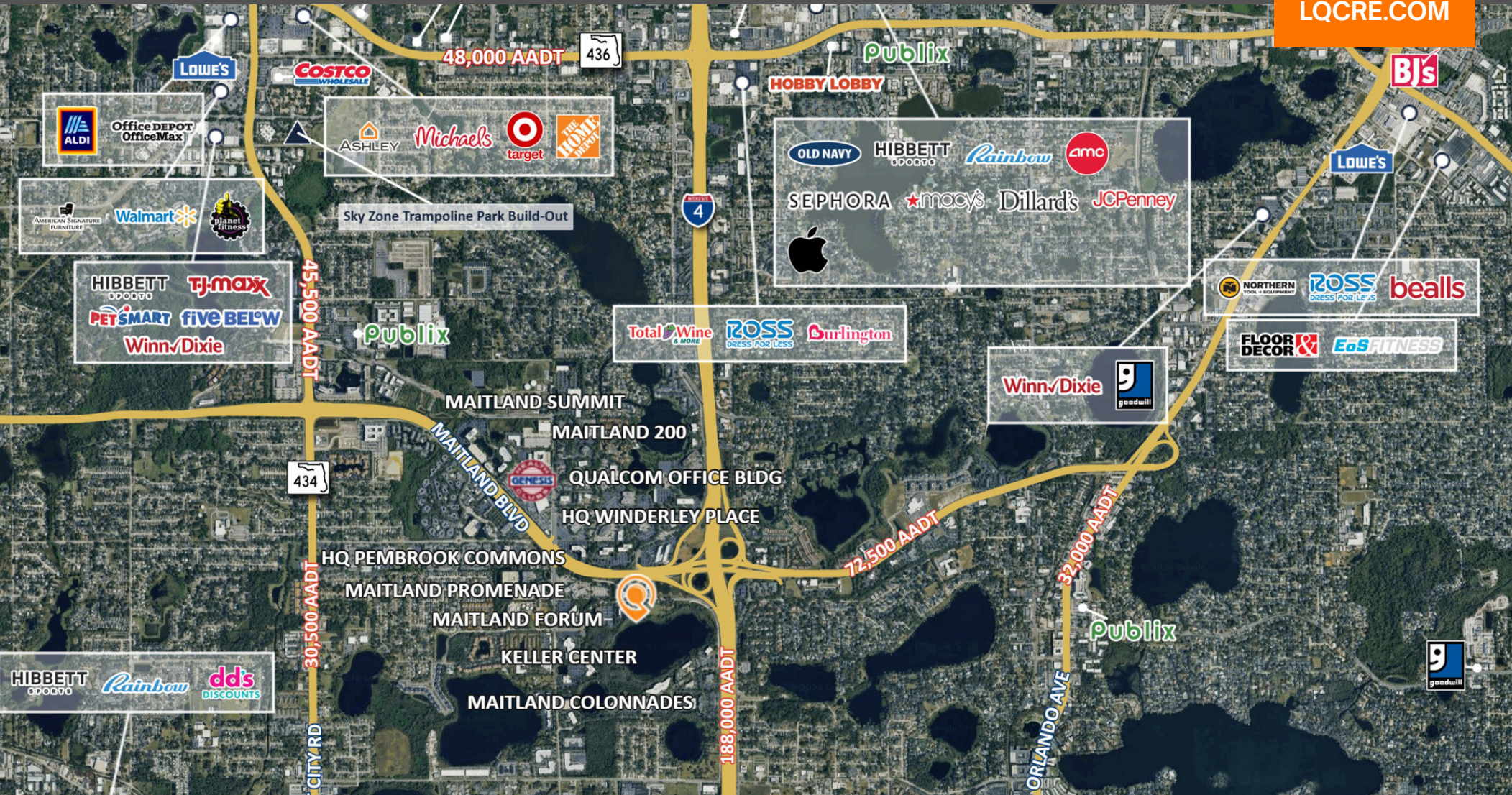
298 Southhall Ln | Maitland, FL 32751

2nd Generation Restaurant For Sale Or Lease



LQ Commercial
REAL ESTATE SERVICES

LQCRE.COM



Maitland, FL 32751
500 Winderley Pl #104
LQCRE.COM

Cynthia Shelton, CCIM, CRE
Senior Managing Director
D: 407.775.4359
C: 407.509.5290
cshelton@lqcre.com

Julia Sosa
Founding Principal - Orlando
D: 407.775.4358
C: 407.257.8246
jsosa@lqcre.com

Tom Heer
Senior Associate
D: 407.775.4361
C: 407.399.6748
theer@lqcre.com

FORMER APPLEBEE'S RESTAURANT BLDG

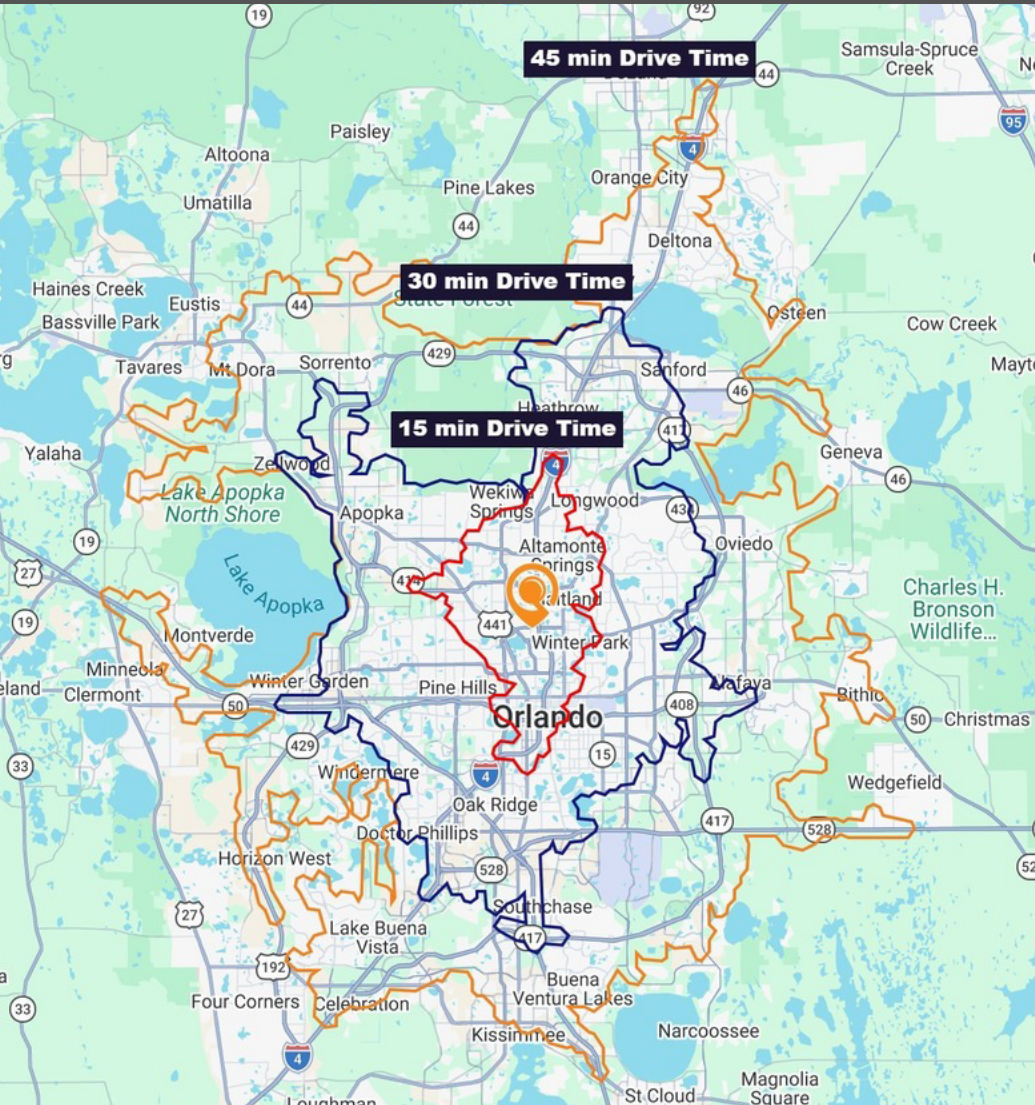
298 Southhall Ln | Maitland, FL 32751

2nd Generation Restaurant For Sale Or Lease



LQ Commercial
REAL ESTATE SERVICES

LQCRE.COM



DEMOGRAPHICS	15 MIN	30 MIN	45 MIN
Population	271,820	1,317,474	2,191,923
Five-Year Increase (%)	1.4%	1.4%	1.9%
Median Age	38.5	37.9	37.9
Households	120,907	527,601	840,154
White	52.3%	46.9%	48.4%
Black or African American	25.4%	24.0%	20.0%
Asian or Pacific Islander	4.2%	5.4%	5.8%
American Indian or Native Alaskan	0.3%	0.4%	0.4%
Other Races	17.8%	23.3%	25.4%
Hispanic	23.6%	29.8%	32.3%
Average Household Income	\$117,060	\$109,777	\$114,769
Median Household Income	\$84,210	\$84,705	\$89,026
Elementary (Grades 0 - 8)	3.1%	3.9%	3.6%
Some High School (Grades 9 - 11)	5.2%	5.3%	4.9%
High School Graduate	22.8%	24.6%	24.1%
Some College	17.0%	17.4%	17.6%
Associates Degree Only	9.9%	10.5%	10.6%
Bachelors Degree Only	26.8%	24.9%	25.4%
Graduate Degree	15.3%	13.3%	13.8%
Total Businesses	34,381	106,859	153,063
Total Employees	254,885	734,061	1,009,365



Maitland, FL 32751
500 Winderley Pl #104
LQCRE.COM

Cynthia Shelton, CCIM, CRE
Senior Managing Director
D: 407.775.4359
C: 407.509.5290
cshelton@lqcre.com

Julia Sosa
Founding Principal - Orlando
D: 407.775.4358
C: 407.257.8246
jsosa@lqcre.com

Tom Heer
Senior Associate
D: 407.775.4361
C: 407.399.6748
theer@lqcre.com